

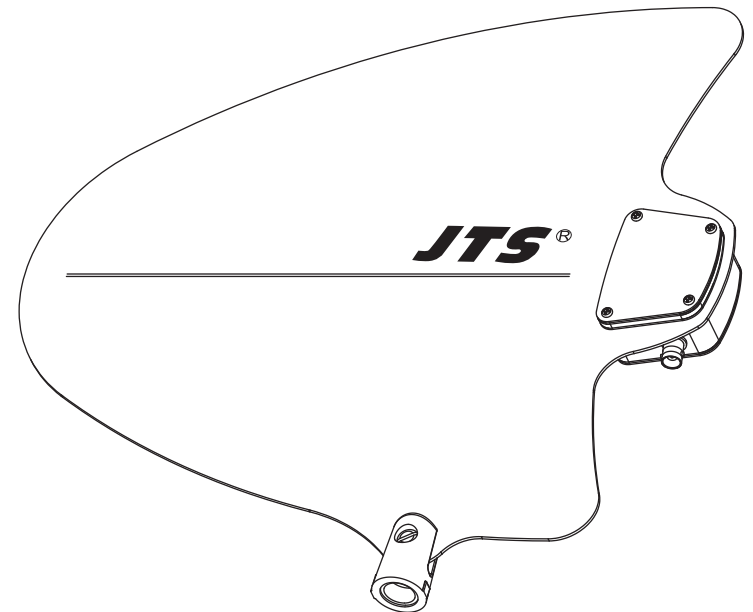
UDA-49A/UDA-49P

Active/Passive UHF Directional Antenna

59010-067-03


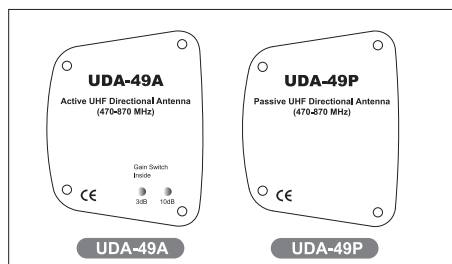
UDA-49A Active/Passive UHF UDA-49P Directional Antenna

Thanks for choosing JTS Active/Passive UHF Directional Antenna. In order to obtain the best efficiency, you are recommended to read this manual before applying.



UDA-49A / UDA-49P

is an active/passive directional antenna which enhances the reception of the desired signal and rejects the unwanted RF signal. UDA-49A provides integrated antenna booster for use of long antenna extension cable.



SPECIFICATION

Frequency Band: 470~870MHz
Antenna Gain: 10dB
Effective Working Angle: 100 degree
Connector: Female, BNC type
Net Weight: 400g

Power Supply: 12V, 50mA (UDA-49A only)
Booster Gain: 3dB/10dB selectable (UDA-49A only)
Booster Gain LED Indicator: 3dB: Green / 10dB: Red (UDA-49A only)

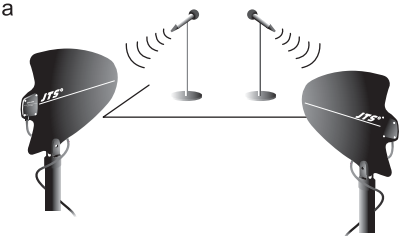
INSTALLATION

1. Select the booster gain according to the antenna cable length (type RG58U) [UDA-49A only]:
3dB: 15 meters max.;
10dB: 50 meters max.

*For UDA-49P cable length is upto 5 meters.

2. Connect one end of antenna cable to the antenna. Then, mount the antenna onto a mic. stand or suspend it from the ceiling.
3. Connect the other end of cable to the wireless receiver or antenna distribution system.
4. The LED will light up, when the power is supplied. [UDA-49A only]
5. Walk around and find out the optimum location for UDA-49A/UDA-49P.

*For better performance, it is recommended to use two antennas with diversity wireless systems.



DIMENSIONS(m/m)

