


JTS®



TG-98R/98T TG-98RA/98TA


WIRELESS TOUR GUIDE SYSTEM

FC CE 1856 !  

59516-007-02

JTS®





Important Caution

- * Do not leave the devices in a place with high temperature or high humidity.
- * Keep the devices away from fire and heat sources.
- * Please fully charge the battery 8 hours before first operation, and recharge if no use for over three months.

Feature

- * TG-98 is designed on the base of the TG-10 successful experience plus JTS very recent innovative ideas
- * Use rechargeable AA battery
- * TG-98 is a wide band tour guide system with 36 MHz bandwidth
- * Preset 6 groups each of up to 23 channels.
- * Maximum operation distance 200 meters with antenna version and at 50mW RF output
- * Transmission power selectable
- * Built in limit switch of audio output
- * Line In at Transmitter and Line Out at Receiver, ready for video camera
- * Built in speaker at Receiver and microphone at Transmitter
- * Adjustable Power Auto Off at Receiver to save battery power
- * Low battery alarm
- * RF Strength gauge
- * Panel lock
- * Mute Function (Transmitter)
- * Compatible with stationary transmitter TG-98STX and receiver TG-98SRX

Note: TG-98RA / TG-98TA are built with external antenna.

Specification

TG-98R/TG-98RA

Frequency Preparation	PLL Synthesized Control
Carrier Frequency Range	502MHz~960MHz
Controls	Power On/Off, Channel selection, Volume control, Group selection, Limiter, Auto OFF, Low Batt Warning, Key Lock, Mute,
Audio Frequency Response	40~18,000Hz
Output connector	3.5mm Dummy stereo Phone Jack
Line output	3.5mm Mono
Battery life	10 hours typical
Battery	Rechargeable NIMH AA (1.2V,2000mAh)
Dimension(mm)	62mm(W)* 20mm(D)* 97mm(H)

TG-98T/TG-98TA

Built in Microphone	Omni-directional Condenser Microphone
Frequency Preparation	PLL Synthesized Control
Carrier Frequency Range	502MHz~960MHz
RF Outputs	10mW / 50mW selectable
Stability	±10kHz
Frequency Deviation	±48kHz
Controls	Power On/Off, Channel selection, Volume control, Group selection, RF Booster, Key Lock, Mute
Spurious Emissions	<-50 dBC
Audio Frequency Response	40~18,000 Hz
Microphone input connector	3.5mm Mono Phone Jack
Line input	3.5mm Mono
Battery life	10 hours typical
Battery	Rechargeable NIMH AA (1.2V, 2000mAh)
Dimension(mm)	62mm(W)* 20mm(D)* 97mm(H)

TG-64CH36 / TG-64CH18 / TG-64CH2

Number of charging slot

TG-64CH36	36(receiver or transmitter)
TG-64CH18	18(receiver or transmitter)
TG-64CH2	2 (receiver or transmitter)

Power requirement

TG-64CH36	Input : AC100~240V, 2.8A ,max Output : DC 12V, 16A
TG-64CH18	Input : AC100~240V, 1.6A ,max Output : DC 12V, 7A
TG-64CH2	Input : 12~18VDC, 600mA

LED Indicator

Power connected:	Flash Green
Charging :	Green
Full Charged:	Turn off

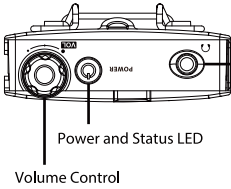
Dimensions(mm)

TG-64CH36	630(W)* 400(D)* 290(H)
TG-64CH18	361.4(W)* 422(D)* 189(H)
TG-64CH2	85(W)* 75(D)* 41(H)

Parts Identification

TG-98R(A) / TG-98T(A)

Top Panel

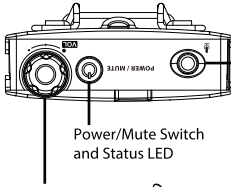


3.5mm
Dummy Stereo Earphone
Output Jack

Power and Status LED

TG-98R(A)

Volume Control



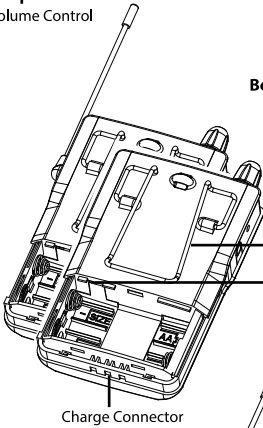
3.5mm Microphone
Input Jack

Power/Mute Switch
and Status LED

TG-98T(A)

Volume Control

Bottom Panel



TG-98R(A)

Belt Clip

AF Limiter

Charge Connector

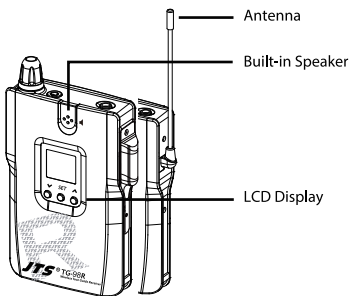
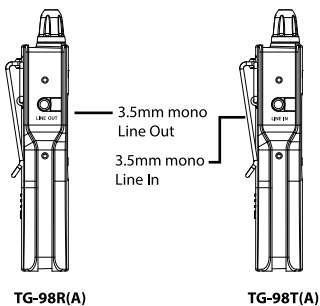
TG-98T(A)

Belt Clip

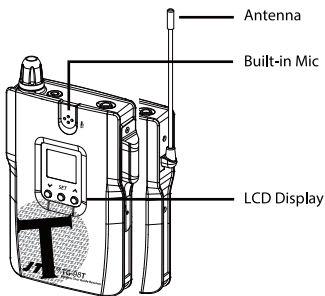
RF Boost

Charge Connector

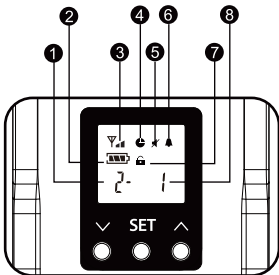

Left Side Panel



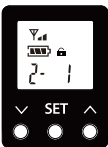
TG-98R/TG-98RA



TG-98T/TG-98TA



- | | |
|-------------------|-----------------------|
| ① Group | ⑤ Mute |
| ② Battery Level | ⑥ Low Battery Warning |
| ③ RF Signal Level | ⑦ Key Lock |
| ④ Auto Power Off | ⑧ Channel |



1. Long Press SET to Enter Function Setting

- a. English letters for group / Numbers for channel
 Press **▼**/**▲** to select / Press SET to save.



2. Auto Power Off Function (Receiver Only)

Receiver will turn off automatically 30 minutes after the transmitter is OFF

- a. Default Setting is OFF. Press **▼**/**▲** to set ON.
 b. Clock icon appears when the function is ON.
 c. Press SET to save.



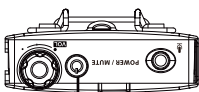
3. Low Battery Level Warning Function (Receiver Only)

- Default Setting is OFF. Press **▼▲** to set ON.
- Alarm icon appears when the function is ON.
- Press SET to save.

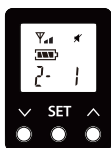


4. Key Lock Function

- Press **▼▲** at the same time till LOC ON appears.
- Press **▼▲** at the same time to unlock.



Power/Mute Switch
and Status LED



5. Mute Function

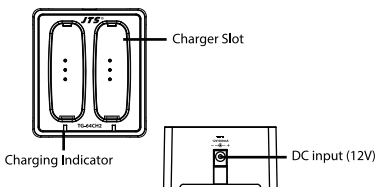
- Quick press the power button to turn on/cancel the mute function (Long press to power on/off)
- Mute icon appears when the function is ON.



Wearing and Operating

JTS®

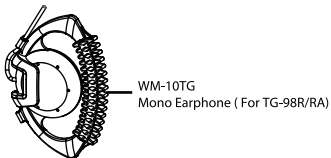
* TG-64CH2



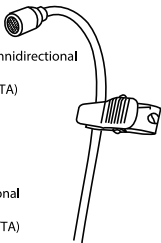
Adaptor (100-240V input, 600mA 12V output)



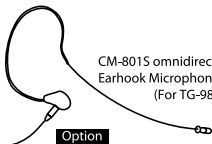
Accessories



Optional : CM-2015 omnidirectional
Lavalier Microphone
(For TG-98T/TA)

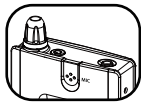



CM-801S omnidirectional
Earhook Microphone
(For TG-98T/TA)



Neck-Strap





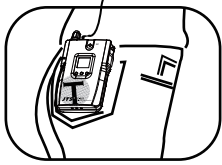
Use the "Neck-Strap" and the "Built-in Microphone"

Use the "Neck-Strap" and the "external Microphone"



Earhook Microphone
CM-801S

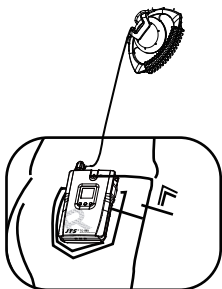
Use the "Belt-Clip" and the "external Microphone"



* TG-98R/TG-98RA



Use the "Neck-Strap"
and the
"Mono Earphone"



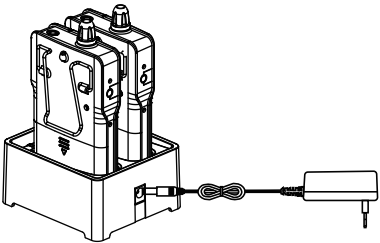
Use the "Belt-Clip"
and the "Mono Earphone"



Charge Battery

JTS®

* Plug the TG-98T/TG-98R (Charger Connector faces down) into "Charger Slot" in TG-64CH2. The "Charging Indicator" will flash for seconds at beginning for initial testing, and then show green light when charging. It will turn off when the batteries are fully charged.



Notice 1 : As soon as AC power is connected, the "Charging Indicator" will flash.

Notice 2 : The "Charging Indicator" may turn flashing for self-testing during charging to protect batteries from being damaged.