



CHA660

2-Way horn loudspeaker 6.5"

Highlights:

- IP66 Ingress protection
- 60 Watt RMS power
- Multi-tapping 100V line transformer
- 6.5" Low frequency loudspeaker
- 1" HF Horn tweeter

The CHA660 is a 2-way horn loaded loudspeaker which is designed for long-throw, full range reproduction of music and speech in a wide variety of indoor and outdoor applications.

The construction is composed of a 1" high frequency compression driver and a 6.5" mid/low frequency driver. The selection of high-quality components and acoustic engineering craftsmanship makes the CHA660 significantly better performing than other traditional horn speakers. A smooth frequency response and high efficiency ensures an extraordinary clarity of speech and extended frequency response for music.

It features an RMS power handling of 60 Watt and a max power handling of 120 Watt. The sensitivity measures 99 dB while a maximum continuous SPL of 116 dB can be achieved. The frequency response (± 3 dB) starts from 100 Hz up to 16 kHz.

A multi-tapping line transformer allows the speaker to be used in 100 Volt and 70 Volt public address systems. It is connected using a waterproof rotatable AWX-5 connector whereby the desired power tap is selected depending on the rotation of the connector. Various power tapings for 60 Watt, 30 Watt, 15 Watt and 7.5 Watt are available.

The enclosure is constructed using high quality UV and impact resistant ABS materials and an included stainless steel mounting bracket allows secure mounting and tilting for perfect directional placement. This makes it comply with IP66 ingress protection requirements, resulting in a weatherproof solution for permanent outdoor installation.

Connection of the loudspeaker is done using a screw terminal block connector located in a waterproof connection box on the rear of the speaker.

Applications:

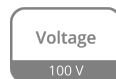
- Retail
- Public facilities
- Corporate spaces
- Sport facilities



Properties:



Voltage:



Usage:



System specifications:

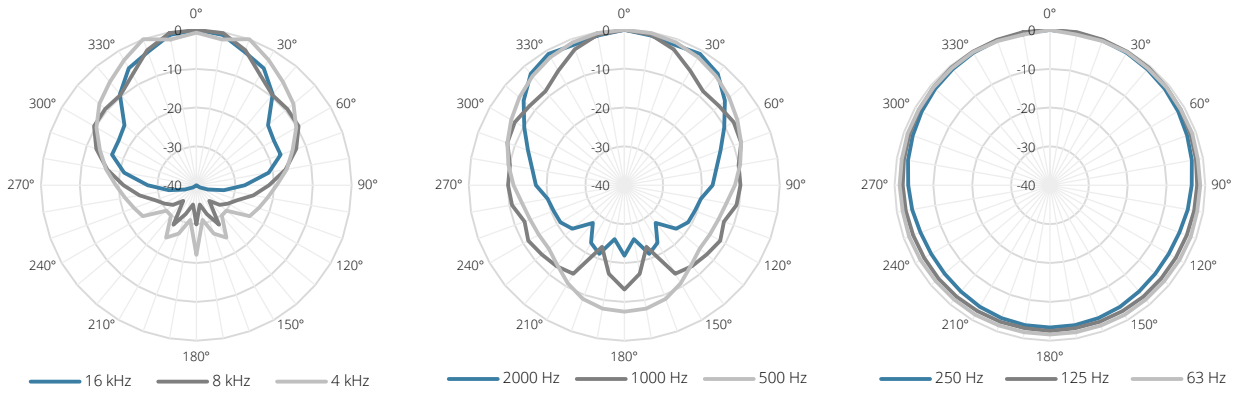
Speaker type		2-way horn speaker
Max. Power		120 W
RMS Power		60 W
Line Transformer Tappings	1	60 W / 167 Ω
	2	30 W / 333 Ω
	3	15 W / 667 Ω
	4	7.5 W / 1333 Ω
Sensitivity (1W/1m)		99 dB
Sound Pressure (Max. W/1m)	@ 100 V	116 dB
Frequency	Response (\pm 3 dB)	100 Hz - 16 kHz
Crossover	Type	Passive built-in
Dispersion	Horizontal	100°
	Vertical	60°
Ingress Protection rating		IP66
Drivers	HF	1" HF Horn tweeter
		6.5" MF / LF Woofer
Connection		AWX5™ waterproof

Product Features:

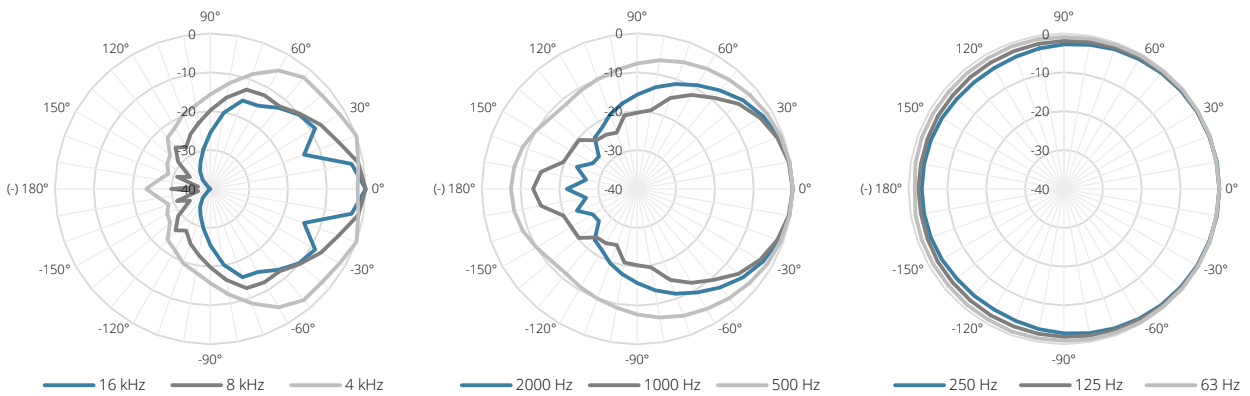
Dimensions		420 x 335 x 400 mm (W x H x D)
Weight		6.7 kg
Construction		Impact & UV resistant ABS
Colours		Light grey (RAL7035)
Mounting & handling		Powder coated steel
Accessories	Included	Mounting bracket

Acoustical data graphs:

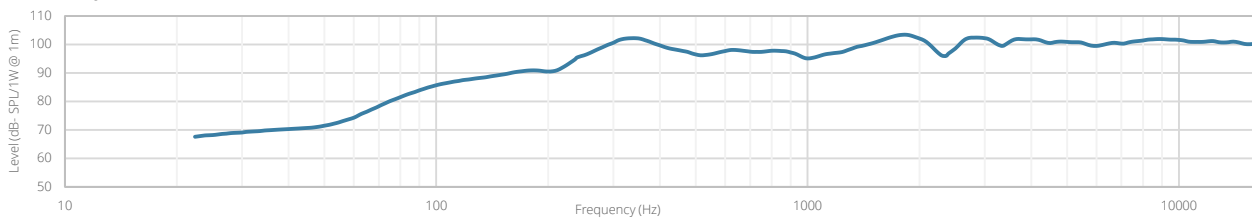
Horizontal Polars:



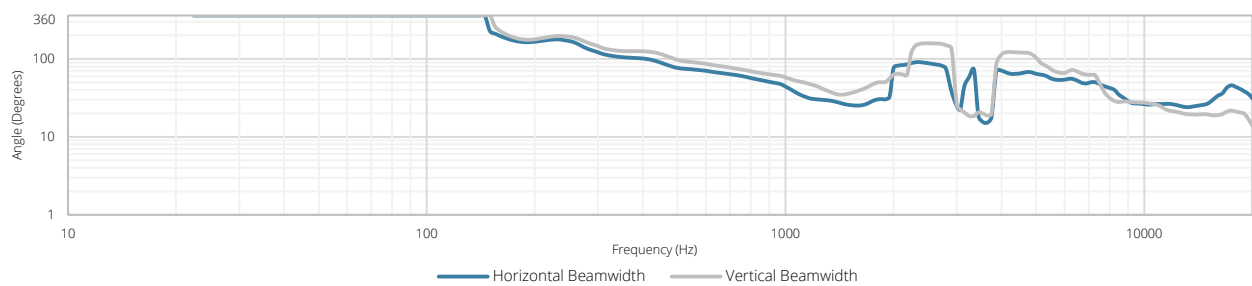
Vertical Polars:



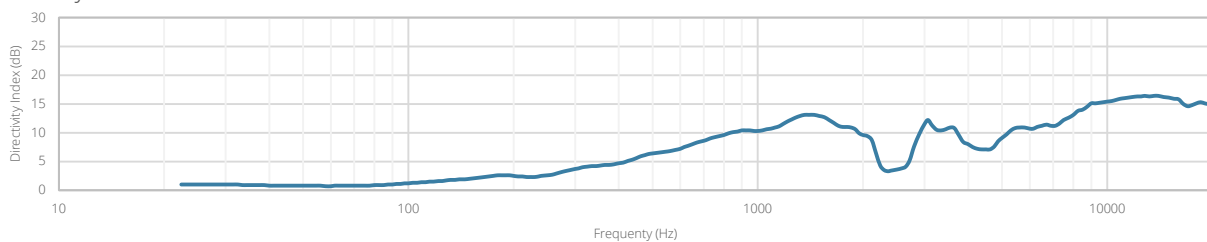
Sensitivity:

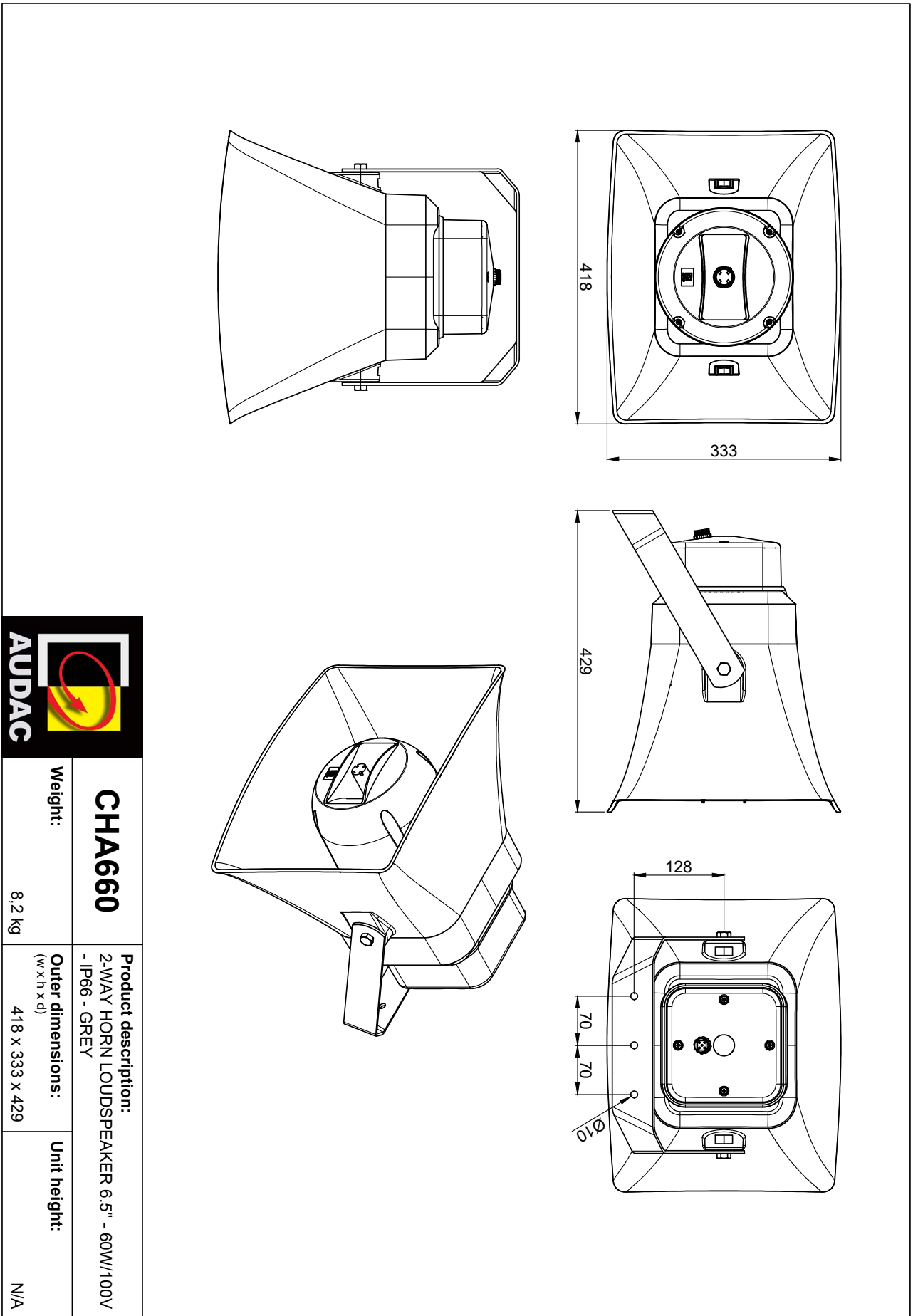



Beamwidth (-3dB):



Directivity index:





	CHA660	Product description: 2-WAY HORN LOUDSPEAKER 6.5" - 60W/100V - IP66 - GREY	Weight:	8,2 kg
			Outer dimensions: (w x h x d)	418 x 333 x 429
Unit height:		N/A		