

# MAVERICK FORCE

2 BEAMWASH

## PHOTOMETRICS REPORT



# Table of Contents

<b>Introduction.....</b>	<b>1</b>
<b>Testing Process.....</b>	<b>1</b>
Total Illuminance Measurements .....	1
Testing Lab Equipment and Process .....	1
<b>Photometrics &amp; Chromaticity Reports .....</b>	<b>2</b>
<b>Full Flood - Full Power - Cali On - Full .....</b>	<b>3</b>
Report Summary .....	3
Overall Measurement.....	3
Beam Details.....	4
ISO Diagrams .....	5
Chromaticity.....	6
TM-30 Details .....	7
<b>Full Flood - Full Power - Cali On - Auto .....</b>	<b>8</b>
Report Summary .....	8
Overall Measurement.....	8
Beam Details.....	9
ISO Diagrams .....	10
Chromaticity.....	11
TM-30 Details .....	12
<b>Full Flood - Full Power - Cali On - ECO .....</b>	<b>13</b>
Report Summary .....	13
Overall Measurement.....	13
Beam Details.....	14
ISO Diagrams .....	15
Chromaticity.....	16
TM-30 Details .....	17
<b>Full Flood - Full Power - Cali On - ECO Steady .....</b>	<b>18</b>
Report Summary .....	18
Overall Measurement.....	18
Beam Details.....	19
ISO Diagrams .....	20
Chromaticity.....	21
TM-30 Details .....	22

<b>Full Flood - Full Power - Cali On - TV25</b> .....	<b>23</b>
Report Summary .....	23
Overall Measurement.....	23
Beam Details.....	24
ISO Diagrams .....	25
Chromaticity.....	26
TM-30 Details .....	27
<b>Full Flood - Full Power - Cali On - TV35</b> .....	<b>28</b>
Report Summary .....	28
Overall Measurement.....	28
Beam Details.....	29
ISO Diagrams .....	30
Chromaticity.....	31
TM-30 Details .....	32
<b>Full Flood - Full Power - Cali Off - Full</b> .....	<b>33</b>
Report Summary .....	33
Overall Measurement.....	33
Beam Details.....	34
ISO Diagrams .....	35
Chromaticity.....	36
TM-30 Details .....	37
<b>Full Flood - Full Power - Cali Off - Auto</b> .....	<b>38</b>
Report Summary .....	38
Overall Measurement.....	38
Beam Details.....	39
ISO Diagrams .....	40
Chromaticity.....	41
TM-30 Details .....	42
<b>Full Flood - Full Power - Cali Off - ECO</b> .....	<b>43</b>
Report Summary .....	43
Overall Measurement.....	43
Beam Details.....	44
ISO Diagrams .....	45
Chromaticity.....	46
TM-30 Details .....	47

<b>Full Flood - Full Power - Cali Off - TV25.....</b>	<b>48</b>
Report Summary .....	48
Overall Measurement.....	48
Beam Details.....	49
ISO Diagrams .....	50
Chromaticity.....	51
TM-30 Details .....	52
<b>Full Flood - Full Power - Cali Off - TV35.....</b>	<b>53</b>
Report Summary .....	53
Overall Measurement.....	53
Beam Details.....	54
ISO Diagrams .....	55
Chromaticity.....	56
TM-30 Details .....	57
<b>Full Spot - Full Power - Cali On - Full .....</b>	<b>58</b>
Report Summary .....	58
Overall Measurement.....	58
Beam Details.....	59
ISO Diagrams .....	60
Chromaticity.....	61
TM-30 Details .....	62
<b>Full Spot - Full Power - Cali On - Auto .....</b>	<b>63</b>
Report Summary .....	63
Overall Measurement.....	63
Beam Details.....	64
ISO Diagrams .....	65
Chromaticity.....	66
TM-30 Details .....	67
<b>Full Spot - Full Power - Cali On - ECO .....</b>	<b>68</b>
Report Summary .....	68
Overall Measurement.....	68
Beam Details.....	69
ISO Diagrams .....	70
Chromaticity.....	71
TM-30 Details .....	72

<b>Full Spot - Full Power - Cali On - ECO Steady</b> .....	<b>73</b>
Report Summary .....	73
Overall Measurement.....	73
Beam Details.....	74
ISO Diagrams .....	75
Chromaticity.....	76
TM-30 Details .....	77
<b>Full Spot - Full Power - Cali On - TV25</b> .....	<b>78</b>
Report Summary .....	78
Overall Measurement.....	78
Beam Details.....	79
ISO Diagrams .....	80
Chromaticity.....	81
TM-30 Details .....	82
<b>Full Spot - Full Power - Cali On - TV35</b> .....	<b>83</b>
Report Summary .....	83
Overall Measurement.....	83
Beam Details.....	84
ISO Diagrams .....	85
Chromaticity.....	86
TM-30 Details .....	87
<b>Full Spot - Full Power - Cali Off - Full</b> .....	<b>88</b>
Report Summary .....	88
Overall Measurement.....	88
Beam Details.....	89
ISO Diagrams .....	90
Chromaticity.....	91
TM-30 Details .....	92
<b>Full Spot - Full Power - Cali Off - Auto</b> .....	<b>93</b>
Report Summary .....	93
Overall Measurement.....	93
Beam Details.....	94
ISO Diagrams .....	95
Chromaticity.....	96
TM-30 Details .....	97

<b>Full Spot - Full Power - Cali Off - ECO</b> .....	<b>98</b>
Report Summary .....	98
Overall Measurement.....	98
Beam Details.....	99
ISO Diagrams .....	100
Chromaticity.....	101
TM-30 Details .....	102
<b>Full Spot - Full Power - Cali Off - TV25</b> .....	<b>103</b>
Report Summary .....	103
Overall Measurement.....	103
Beam Details.....	104
ISO Diagrams .....	105
Chromaticity.....	106
TM-30 Details .....	107
<b>Full Spot - Full Power - Cali Off - TV35</b> .....	<b>108</b>
Report Summary .....	108
Overall Measurement.....	108
Beam Details.....	109
ISO Diagrams .....	110
Chromaticity.....	111
TM-30 Details .....	112
<b>50% Zoom - Full Power - Cali On - Full</b> .....	<b>113</b>
Report Summary .....	113
Overall Measurement.....	113
Beam Details.....	114
ISO Diagrams .....	115
Chromaticity.....	116
TM-30 Details .....	117
<b>50% Zoom - Full Power - Cali On - Auto</b> .....	<b>118</b>
Report Summary .....	118
Overall Measurement.....	118
Beam Details.....	119
ISO Diagrams .....	120
Chromaticity.....	121
TM-30 Details .....	122

<b>50% Zoom - Full Power - Cali On - ECO</b> .....	<b>123</b>
Report Summary .....	123
Overall Measurement.....	123
Beam Details.....	124
ISO Diagrams .....	125
Chromaticity.....	126
TM-30 Details .....	127
<b>50% Zoom - Full Power - Cali On - ECO Steady</b> .....	<b>128</b>
Report Summary .....	128
Overall Measurement.....	128
Beam Details.....	129
ISO Diagrams .....	130
Chromaticity.....	131
TM-30 Details .....	132
<b>50% Zoom - Full Power - Cali On - TV25</b> .....	<b>133</b>
Report Summary .....	133
Overall Measurement.....	133
Beam Details.....	134
ISO Diagrams .....	135
Chromaticity.....	136
TM-30 Details .....	137
<b>50% Zoom - Full Power - Cali On - TV35</b> .....	<b>138</b>
Report Summary .....	138
Overall Measurement.....	138
Beam Details.....	139
ISO Diagrams .....	140
Chromaticity.....	141
TM-30 Details .....	142
<b>50% Zoom - Full Power - Cali Off - Full</b> .....	<b>143</b>
Report Summary .....	143
Overall Measurement.....	143
Beam Details.....	144
ISO Diagrams .....	145
Chromaticity.....	146
TM-30 Details .....	147

<b>50% Zoom - Full Power - Cali Off - Auto</b> .....	<b>148</b>
Report Summary .....	148
Overall Measurement.....	148
Beam Details.....	149
ISO Diagrams .....	150
Chromaticity.....	151
TM-30 Details .....	152
<b>50% Zoom - Full Power - Cali Off - ECO</b> .....	<b>153</b>
Report Summary .....	153
Overall Measurement.....	153
Beam Details.....	154
ISO Diagrams .....	155
Chromaticity.....	156
TM-30 Details .....	157
<b>50% Zoom - Full Power - Cali Off - TV25</b> .....	<b>158</b>
Report Summary .....	158
Overall Measurement.....	158
Beam Details.....	159
ISO Diagrams .....	160
Chromaticity.....	161
TM-30 Details .....	162
<b>50% Zoom - Full Power - Cali Off - TV35</b> .....	<b>163</b>
Report Summary .....	163
Overall Measurement.....	163
Beam Details.....	164
ISO Diagrams .....	165
Chromaticity.....	166
TM-30 Details .....	167
<b>50% Zoom - Red - Cali Off - Full</b> .....	<b>168</b>
Report Summary .....	168
Overall Measurement.....	168
Beam Details.....	169
ISO Diagrams .....	170
Chromaticity.....	171
TM-30 Details .....	172



<b>50% Zoom - Red - Cali Off - Auto</b> .....	<b>173</b>
Report Summary .....	173
Overall Measurement.....	173
Beam Details.....	174
ISO Diagrams .....	175
Chromaticity.....	176
TM-30 Details .....	177
<b>50% Zoom - Red - Cali Off - ECO</b> .....	<b>178</b>
Report Summary .....	178
Overall Measurement.....	178
Beam Details.....	179
ISO Diagrams .....	180
Chromaticity.....	181
TM-30 Details .....	182
<b>50% Zoom - Red - Cali Off - TV25</b> .....	<b>183</b>
Report Summary .....	183
Overall Measurement.....	183
Beam Details.....	184
ISO Diagrams .....	185
Chromaticity.....	186
TM-30 Details .....	187
<b>50% Zoom - Red - Cali Off - TV35</b> .....	<b>188</b>
Report Summary .....	188
Overall Measurement.....	188
Beam Details.....	189
ISO Diagrams .....	190
Chromaticity.....	191
TM-30 Details .....	192
<b>50% Zoom - Green - Cali Off - Full</b> .....	<b>193</b>
Report Summary .....	193
Overall Measurement.....	193
Beam Details.....	194
ISO Diagrams .....	195
Chromaticity.....	196
TM-30 Details .....	197

<b>50% Zoom - Green - Cali Off - Auto</b> .....	<b>198</b>
Report Summary .....	198
Overall Measurement.....	198
Beam Details.....	199
ISO Diagrams .....	200
Chromaticity.....	201
TM-30 Details .....	202
<b>50% Zoom - Green - Cali Off - ECO</b> .....	<b>203</b>
Report Summary .....	203
Overall Measurement.....	203
Beam Details.....	204
ISO Diagrams .....	205
Chromaticity.....	206
TM-30 Details .....	207
<b>50% Zoom - Green - Cali Off - TV25</b> .....	<b>208</b>
Report Summary .....	208
Overall Measurement.....	208
Beam Details.....	209
ISO Diagrams .....	210
Chromaticity.....	211
TM-30 Details .....	212
<b>50% Zoom - Green - Cali Off - TV35</b> .....	<b>213</b>
Report Summary .....	213
Overall Measurement.....	213
Beam Details.....	214
ISO Diagrams .....	215
Chromaticity.....	216
TM-30 Details .....	217
<b>50% Zoom - Blue - Cali Off - Full</b> .....	<b>218</b>
Report Summary .....	218
Overall Measurement.....	218
Beam Details.....	219
ISO Diagrams .....	220
Chromaticity.....	221
TM-30 Details .....	222

<b>50% Zoom - Blue - Cali Off - Auto</b> .....	<b>223</b>
Report Summary .....	223
Overall Measurement.....	223
Beam Details.....	224
ISO Diagrams .....	225
Chromaticity.....	226
TM-30 Details .....	227
<b>50% Zoom - Blue - Cali Off- ECO</b> .....	<b>228</b>
Report Summary .....	228
Overall Measurement.....	228
Beam Details.....	229
ISO Diagrams .....	230
Chromaticity.....	231
TM-30 Details .....	232
<b>50% Zoom - Blue - Cali Off - TV25</b> .....	<b>233</b>
Report Summary .....	233
Overall Measurement.....	233
Beam Details.....	234
ISO Diagrams .....	235
Chromaticity.....	236
TM-30 Details .....	237
<b>50% Zoom - Blue - Cali Off - TV35</b> .....	<b>238</b>
Report Summary .....	238
Overall Measurement.....	238
Beam Details.....	239
ISO Diagrams .....	240
Chromaticity.....	241
TM-30 Details .....	242
<b>50% Zoom - White - Cali Off - Full</b> .....	<b>243</b>
Report Summary .....	243
Overall Measurement.....	243
Beam Details.....	244
ISO Diagrams .....	245
Chromaticity.....	246
TM-30 Details .....	247

<b>50% Zoom - White - Cali Off - Auto</b>	<b>248</b>
Report Summary	248
Overall Measurement	248
Beam Details	249
ISO Diagrams	250
Chromaticity	251
TM-30 Details	252
<b>50% Zoom - White - Cali Off - ECO</b>	<b>253</b>
Report Summary	253
Overall Measurement	253
Beam Details	254
ISO Diagrams	255
Chromaticity	256
TM-30 Details	257
<b>50% Zoom - White - Cali Off - TV25</b>	<b>258</b>
Report Summary	258
Overall Measurement	258
Beam Details	259
ISO Diagrams	260
Chromaticity	261
TM-30 Details	262
<b>50% Zoom - White - Cali Off - TV35</b>	<b>263</b>
Report Summary	263
Overall Measurement	263
Beam Details	264
ISO Diagrams	265
Chromaticity	266
TM-30 Details	267
<b>Contact Us</b>	<b>268</b>

## Testing Process

### Total Illuminance Measurements

Illuminance is measured using the Viso Systems LabSpion<sup>®</sup>, which takes multiple measurements across a light beam to calculate the total delivered lumens, beam, and field of a product. These values can be described as the empirical output of the product as it projects from the lens or lenses. All photometric data contained in this report are obtained from the actual illuminance of the tested Chauvet light source and are never theoretical values derived from calculations.

### Testing Lab Equipment and Process

The Chauvet headquarters in Sunrise, Florida has a climate- and light-controlled photometric testing laboratory where Chauvet products are analyzed and photometric data are measured using the Viso Systems LabSpion<sup>®</sup> light measurement solution.

This system includes a spectrometer sensor, which measures the precise light and color output of the fixture, and a two-axis goniometer, which rotates the product to allow for multi-angle and multi-directional measurement. The Viso Light Inspector software then collects and summarizes the data. From the data gathered, the software can also measure the beam and field angles, accurate color temperature, color quality, and illuminance at multiple distances. The custom-built, Chauvet-specific template presents this information in the photometric and chromaticity reports that follow.

IES (Illuminating Engineering Society) files, an industry-standard file format, are also generated from each test for easy distribution of photometric data.

Several light meters are also used for specific products or to recheck for precision. Accuracy is verified using one or more of the devices listed below:

- Sekonic SpectroMaster C-700-U
- EXTECH HD450 Datalogging Heavy Duty Light Meter
- Asensetek Essence Lighting Passport

To ensure accurate measurements in every photometric or chromaticity test, Chauvet routinely calibrates the LabSpion<sup>®</sup> system every six months as recommended by Viso Systems.

**MAVERICK**  
**FORCE**  
**2 BEAMWASH**

# Photometrics & Chromaticity Reports

# Photometric & Chromaticity Report

Maverick Force 2 Beam Wash: Full Flood - Full Power - Cali On - Full

## Report Summary

### Measurements

Fixture Output: 8494 lm  
Fixture Peak: 29156 cd  
Fixture Efficacy: 19 lm/W  
Intensity @ 5m: 1166 lux  
Color Temperature: 7520 K  
CRI: 61.2    CRI R9 Value: -113.3  
CQS: 81.5  
TLCI: 48  
TM-30 Rf: 74.7  
TM-30 Rg: 122.2  
Beam Angle (50%): 33.7°  
Field Angle (10%): 44.3°  
Cutoff Angle (3%): 49.2°

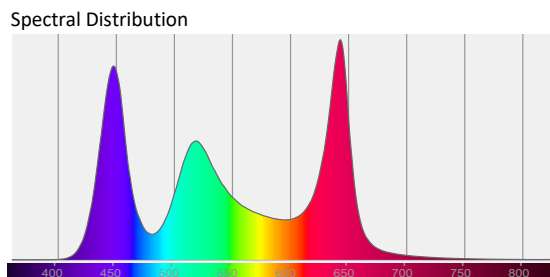
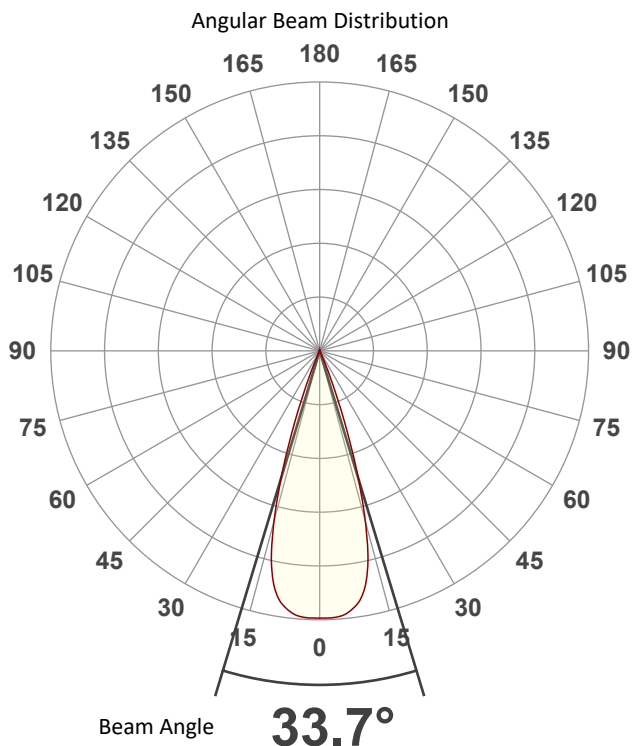


### Conditions

AC Supply: 117 V, 60 Hz  
Power: 454.97 W  
Current: 3.88 A  
Power Factor: 0.99

This data sheet conforms to American National Standard E1.9 – 2007 (R2017). All data was measured and calculated by a Viso Systems LabSpion Goniometer at the Chauvet PD Optics Laboratory in Sunrise, FL on 4/12/2023 to LM-63-2002 Standards.

## Overall Measurement



Tested Color (CIE 1931):

X: 0.305

Y: 0.294



Light Quality

CRI: 61.2

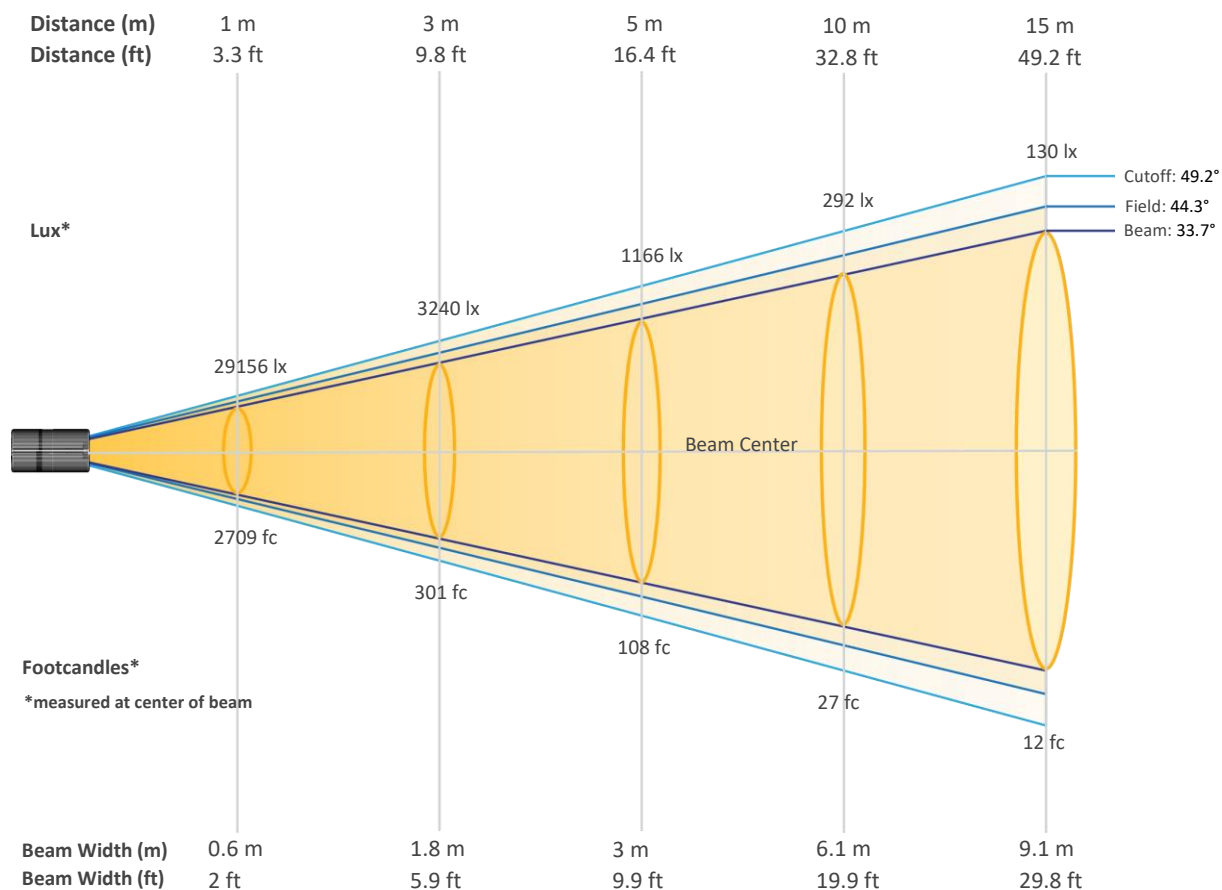
Color Temperature

7520 K

# Photometric & Chromaticity Report

Maverick Force 2 Beam Wash: Full Flood - Full Power - Cali On - Full

## Beam Details



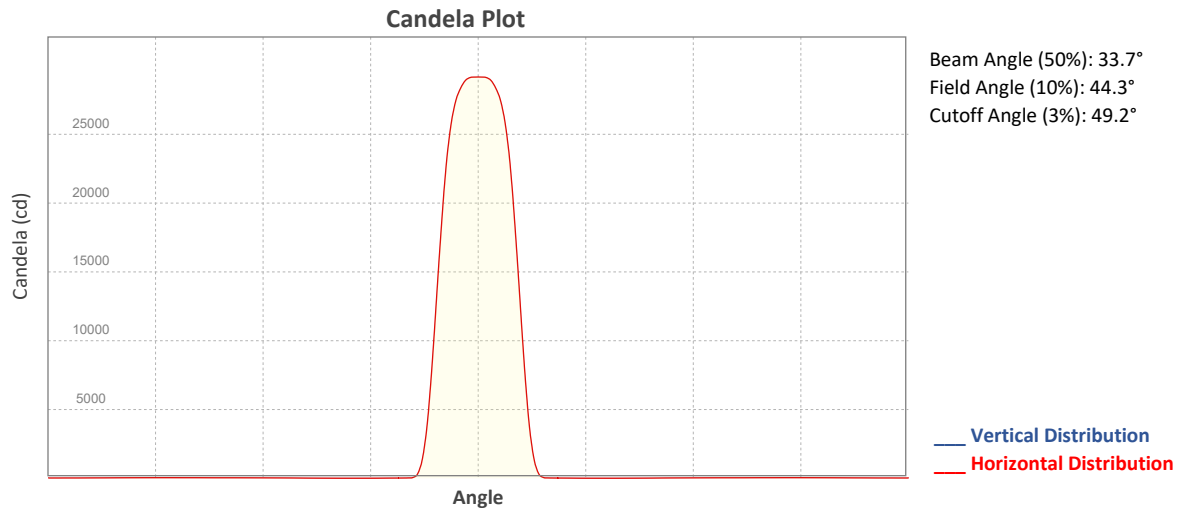
### Beam Intensities from 1-20m (3.3-65.6ft)

Distance	1m	2m	3m	4m	5m	6m	7m	8m	9m	10m
Lux	29156	7289	3240	1822	1166	810	595	456	360	292
Distance	11m	12m	13m	14m	15m	16m	17m	18m	19m	20m
Lux	241	202	173	149	130	114	101	90	81	73
Distance	3.3ft	6.6ft	9.8ft	13.1ft	16.4ft	19.7ft	23ft	26.2ft	29.5ft	32.8ft
FC	2709	677	301	169	108	75	55	42	33	27
Distance	36.1ft	39.4ft	42.7ft	45.9ft	49.2ft	52.5ft	55.8ft	59.1ft	62.3ft	65.6ft
FC	22	19	16	14	12	11	9	8	8	7



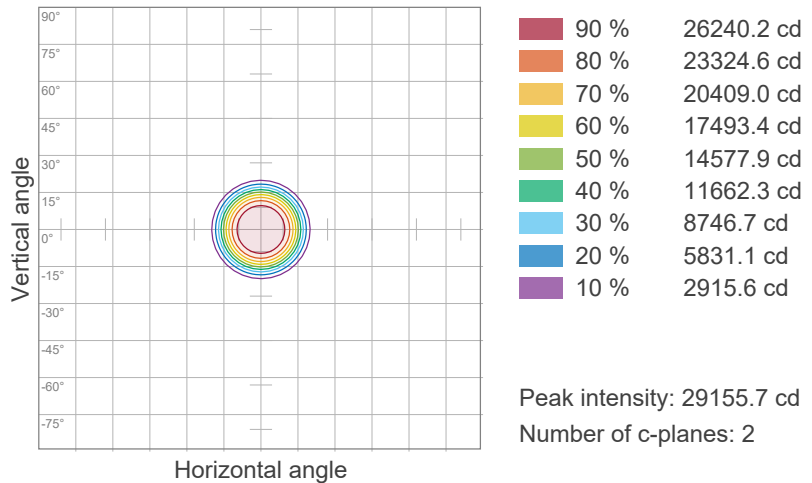
# Photometric & Chromaticity Report

Maverick Force 2 Beam Wash: Full Flood - Full Power - Cali On - Full

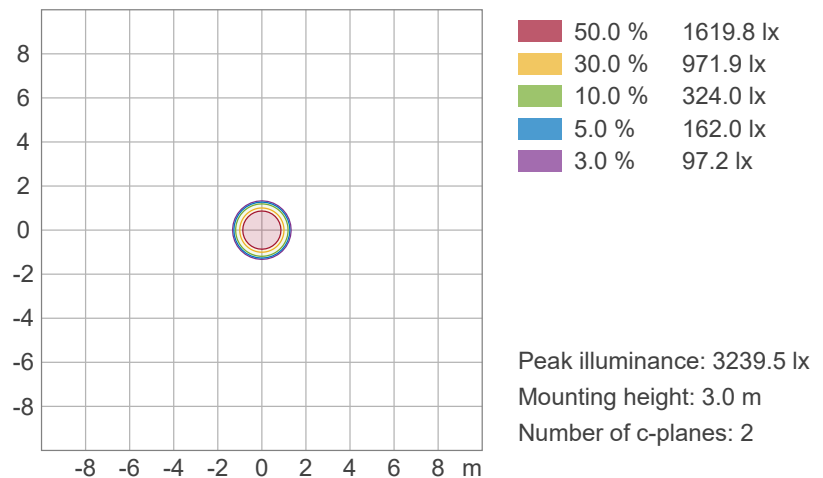


## ISO Diagrams

### ISO Candela Diagram



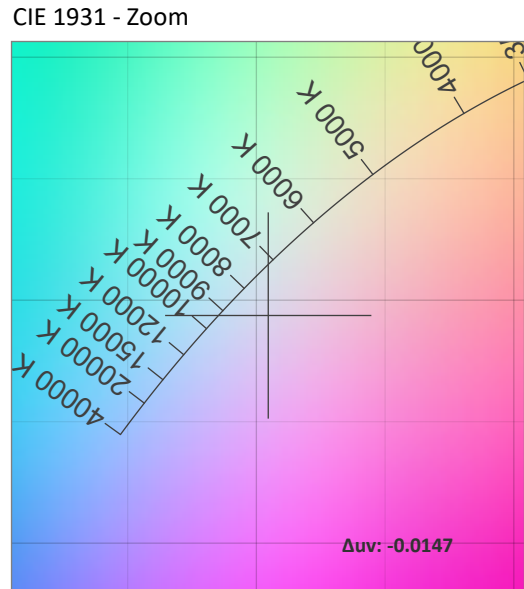
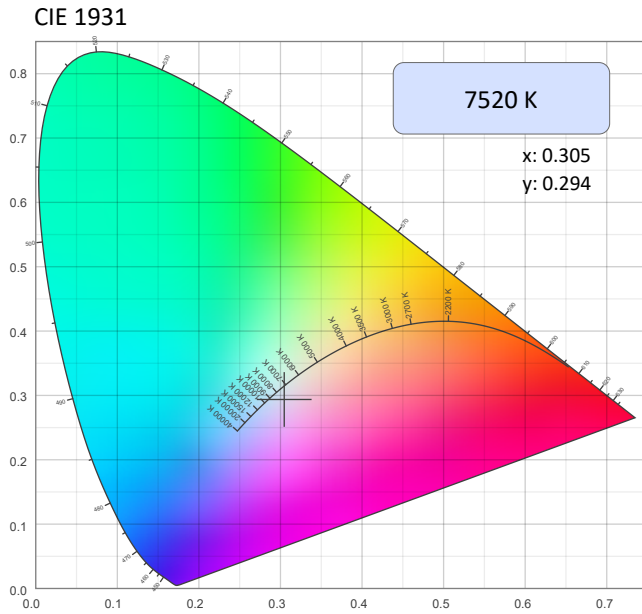
### ISO Lux Diagram



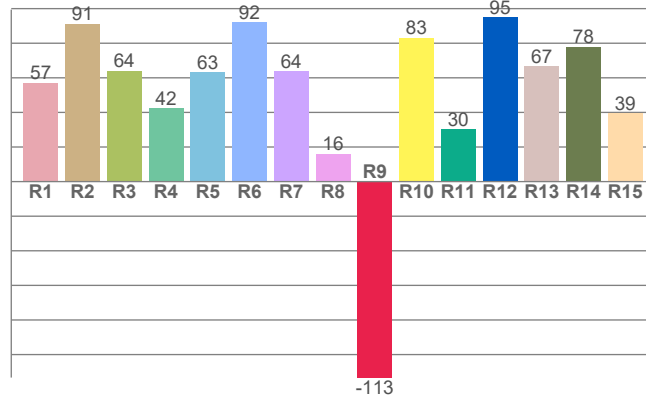
# Photometric & Chromaticity Report

Maverick Force 2 Beam Wash: Full Flood - Full Power - Cali On - Full

## Chromaticity



### CRI: 61.2 (R1-R8)

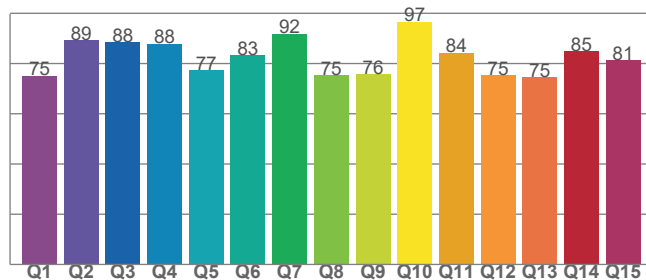


### Color Parameters

Color Temperature	Color Coordinate CIE 1931	Color Coordinate CIE 1931
CCT	x	y
7520 K	0.305	0.294

Color Deviation from Black Body Curve	Color Coordinate CIE 1964	Color Coordinate CIE 1964
Δuv	y	u
-0.0147	0.294	0.206

### CQS: 81.5



Color Rendering Index	Red Component	Color Quality Scale
CRI	CRI - R9	CQS
61.2	-113.3	81.5

Television Lighting Consistency Index	Color Fidelity	Color Gamut
TLCI	TM30 - Rf	TM30 Rg
48	74.7	122.2

# Photometric & Chromaticity Report

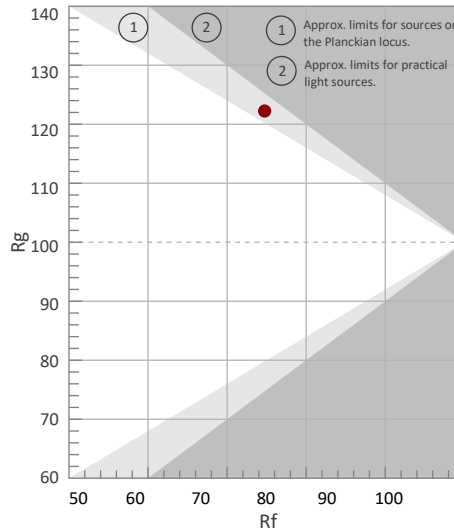
Maverick Force 2 Beam Wash: Full Flood - Full Power - Cali On - Full

## TM-30 Details

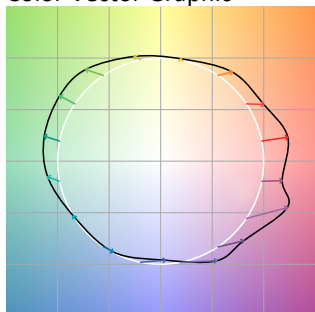
**Rf 74.7**  
Fidelity Index (Rg)

**Rg 122.2**  
Gammut Index (Rg)

Hue Bin	R <sub>f</sub>	Graphic shifts (%)	
		Chroma	Hue
1	54	25%	-1%
2	69	14%	-10%
3	77	10%	-10%
4	93	1%	0%
5	85	5%	5%
6	74	14%	11%
7	75	17%	2%
8	74	15%	-2%
9	85	10%	-7%
10	92	0%	-3%
11	78	-1%	11%
12	69	-7%	23%
13	65	5%	34%
14	61	9%	24%
15	52	27%	31%
16	64	19%	4%



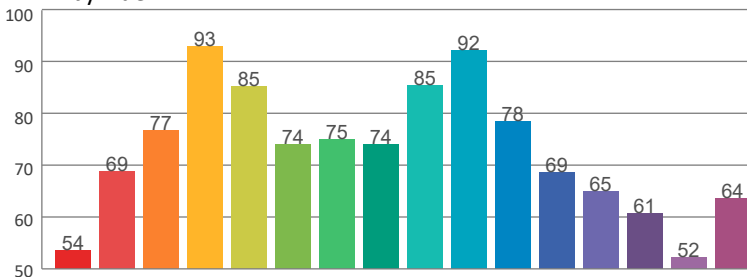
Color Vector Graphic



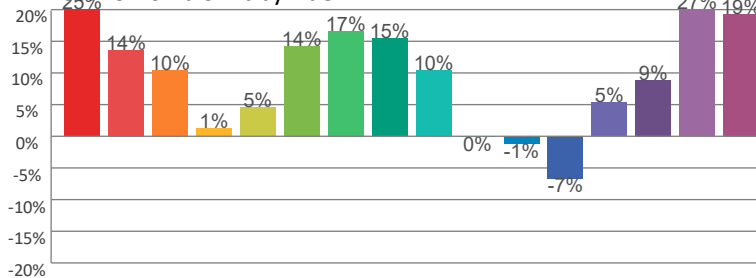
Color Distortion Graphic



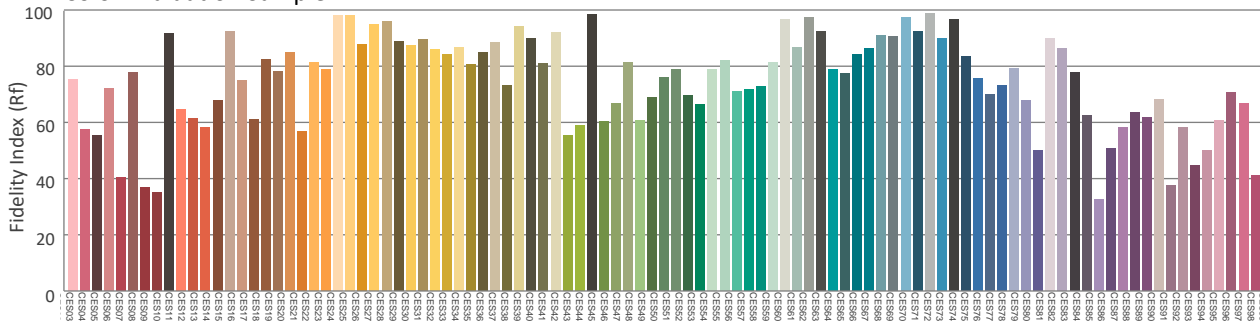
Rf by Hue



Local Chroma Shift by Hue



Color Evaluation Sample



# Photometric & Chromaticity Report

Maverick Force 2 Beam Wash: Full Flood - Full Power - Cali On - Auto

## Report Summary

### Measurements

Fixture Output: 8443 lm  
Fixture Peak: 29073 cd  
Fixture Efficacy: 19 lm/W  
Intensity @ 5m: 1163 lux  
Color Temperature: 7556 K  
CRI: 61.5    CRI R9 Value: -112.5  
CQS: 81.5  
TLCI: 48  
TM-30 Rf: 74.9  
TM-30 Rg: 122.1  
Beam Angle (50%): 33.7°  
Field Angle (10%): 44.2°  
Cutoff Angle (3%): 48.9°

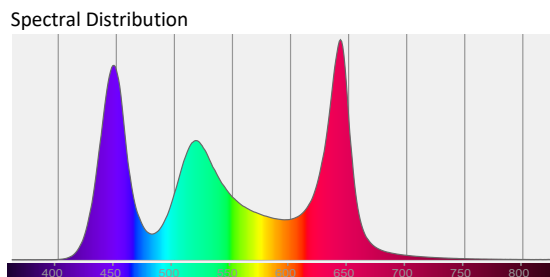
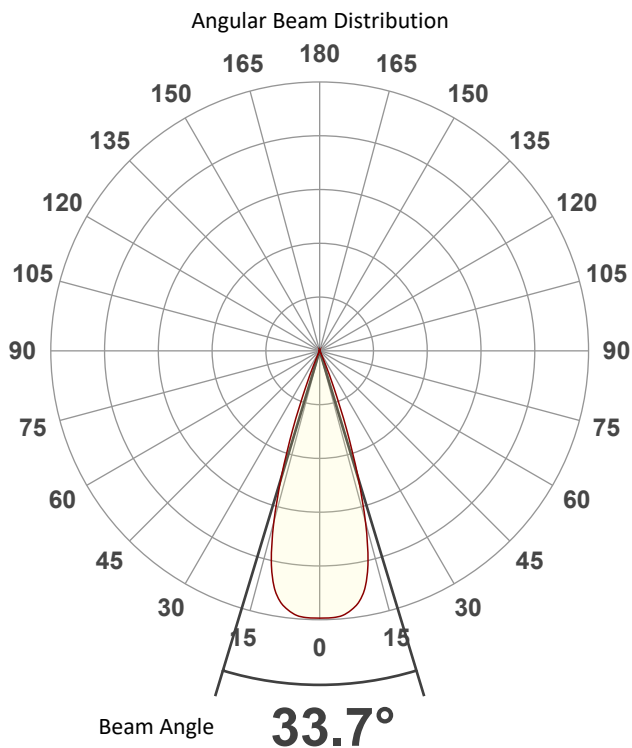


### Conditions

AC Supply: 117 V, 60 Hz  
Power: 456.14 W  
Current: 3.89 A  
Power Factor: 0.99

This data sheet conforms to American National Standard E1.9 – 2007 (R2017). All data was measured and calculated by a Viso Systems LabSpion Goniometer at the Chauvet PD Optics Laboratory in Sunrise, FL on 4/12/2023 to LM-63-2002 Standards.


## Overall Measurement



Tested Color (CIE 1931):

X: 0.304

Y: 0.294



Light Quality

CRI: 61.5

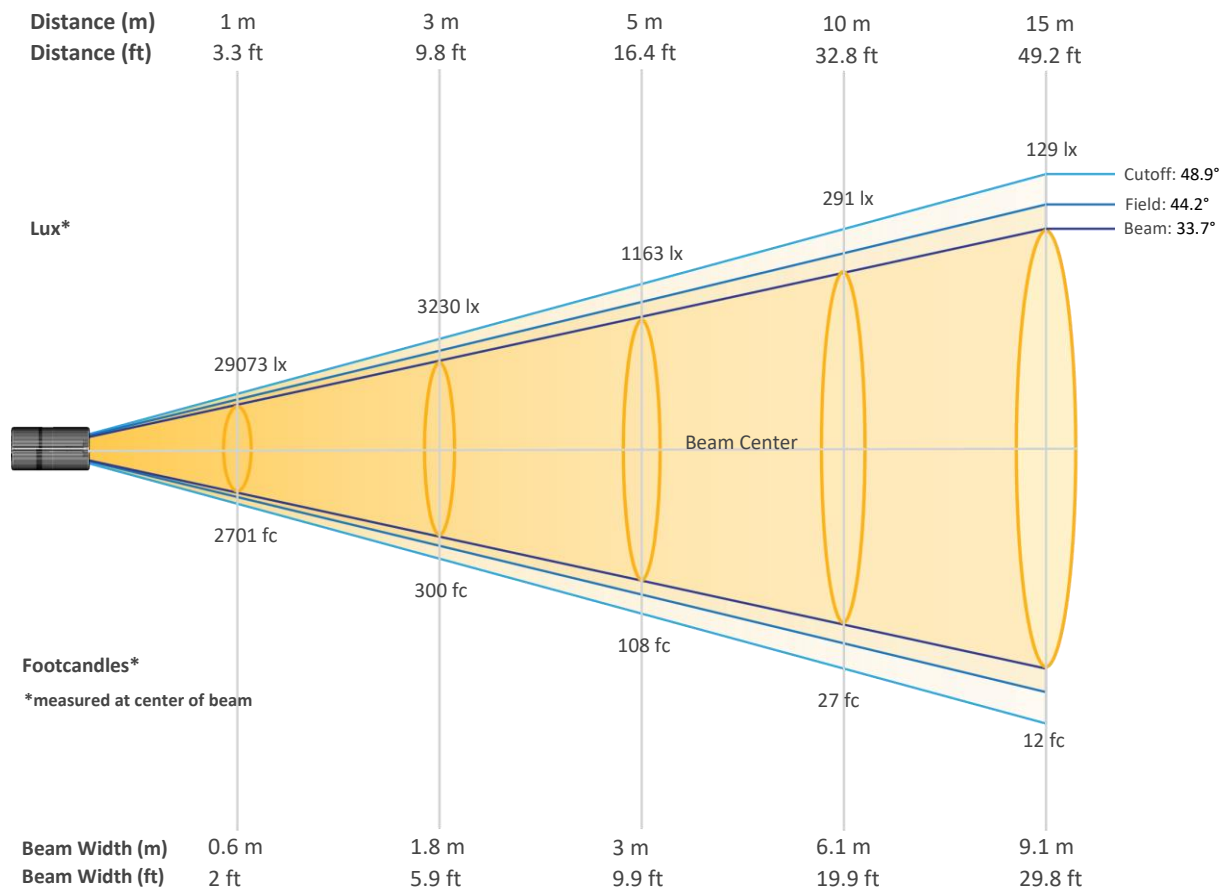
Color Temperature

7556 K

# Photometric & Chromaticity Report

Maverick Force 2 Beam Wash: Full Flood - Full Power - Cali On - Auto

## Beam Details

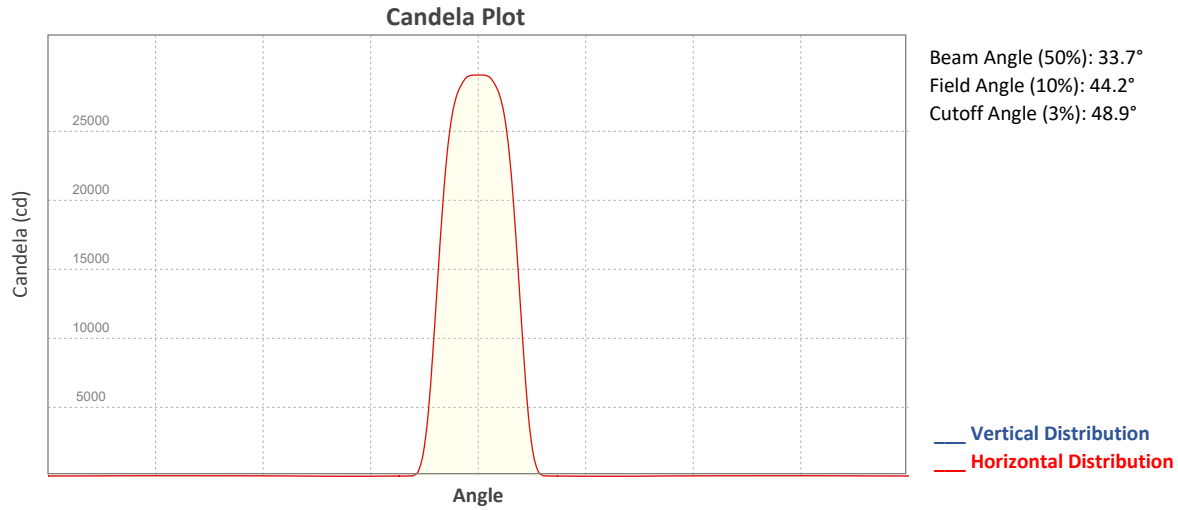


### Beam Intensities from 1-20m (3.3-65.6ft)

Distance	1m	2m	3m	4m	5m	6m	7m	8m	9m	10m
Lux	29073	7268	3230	1817	1163	808	593	454	359	291
Distance	11m	12m	13m	14m	15m	16m	17m	18m	19m	20m
Lux	240	202	172	148	129	114	101	90	81	73
Distance	3.3ft	6.6ft	9.8ft	13.1ft	16.4ft	19.7ft	23ft	26.2ft	29.5ft	32.8ft
FC	2701	675	300	169	108	75	55	42	33	27
Distance	36.1ft	39.4ft	42.7ft	45.9ft	49.2ft	52.5ft	55.8ft	59.1ft	62.3ft	65.6ft
FC	22	19	16	14	12	11	9	8	7	7

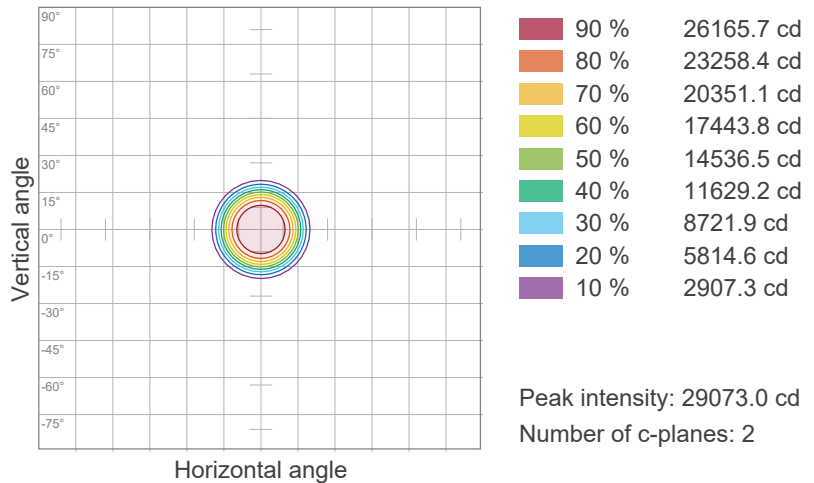
# Photometric & Chromaticity Report

Maverick Force 2 Beam Wash: Full Flood - Full Power - Cali On - Auto

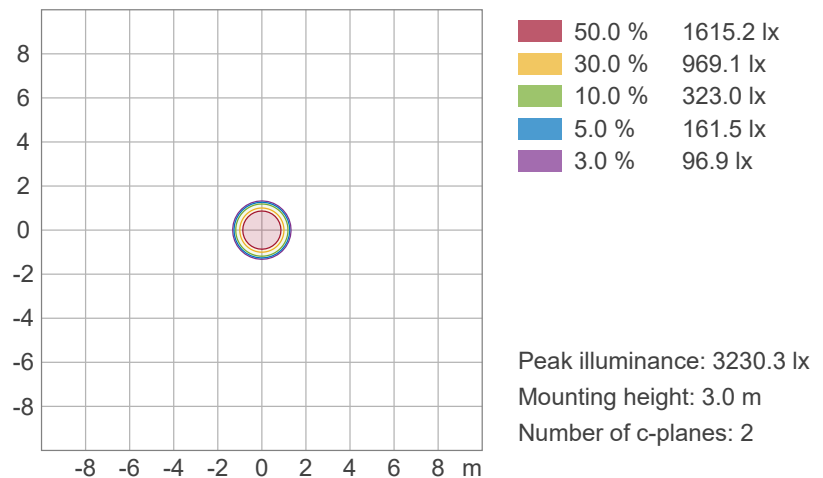


## ISO Diagrams

### ISO Candela Diagram



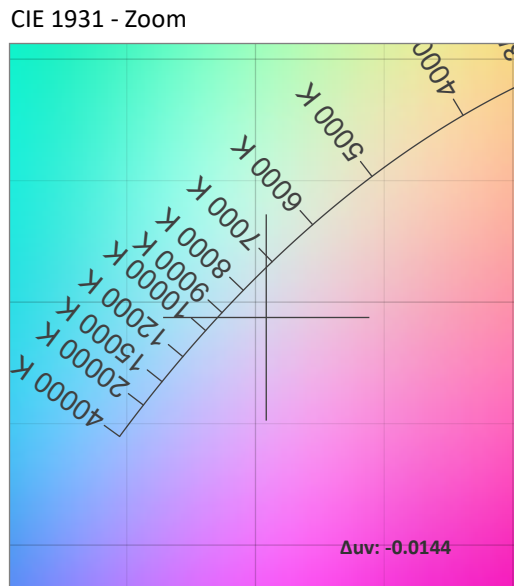
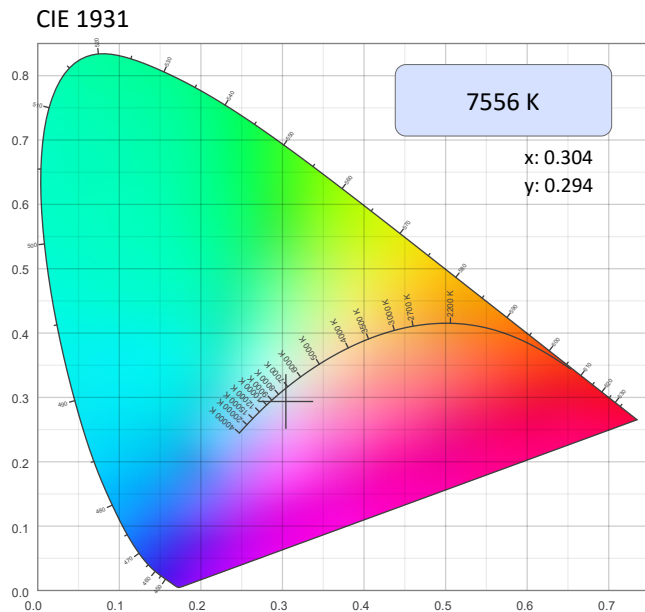
### ISO Lux Diagram



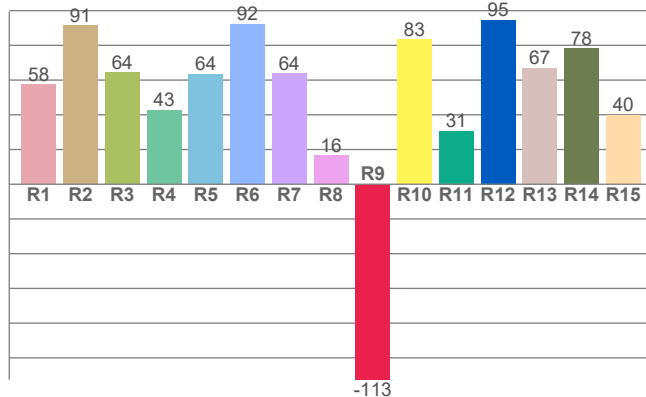
# Photometric & Chromaticity Report

Maverick Force 2 Beam Wash: Full Flood - Full Power - Cali On - Auto

## Chromaticity



### CRI: 61.5 (R1-R8)

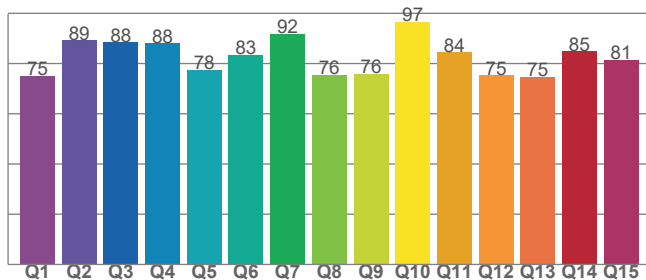


### Color Parameters

Color Temperature	Color Coordinate CIE 1931	Color Coordinate CIE 1931
CCT	x	y
7556 K	0.304	0.294

Color Deviation from Black Body Curve	Color Coordinate CIE 1964	Color Coordinate CIE 1964
Δuv	y	u
-0.0144	0.294	0.206

### CQS: 81.5



Color Rendering Index	Red Component	Color Quality Scale
CRI	CRI - R9	CQS
61.5	-112.5	81.5

Television Lighting Consistency Index	Color Fidelity	Color Gamut
TLCI	TM30 - Rf	TM30 Rg
48	74.9	122.1

# Photometric & Chromaticity Report

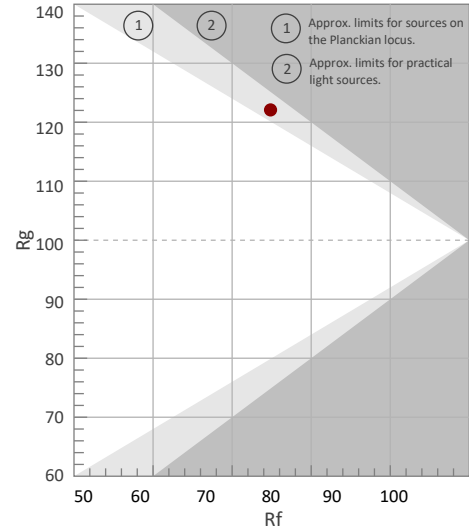
Maverick Force 2 Beam Wash: Full Flood - Full Power - Cali On - Auto

## TM-30 Details

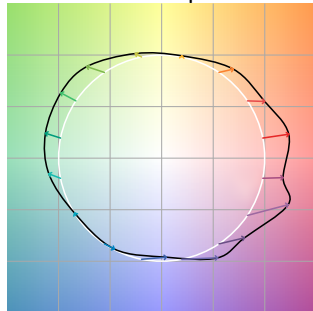
**Rf 74.9**  
Fidelity Index (Rg)

**Rg 122.1**  
Gammut Index (Rg)

		Graphic shifts (%)	
Hue Bin	R <sub>f</sub>	Chroma	Hue
1	54	25%	-1%
2	69	14%	-10%
3	77	10%	-10%
4	93	1%	0%
5	85	4%	5%
6	74	14%	11%
7	75	16%	2%
8	74	15%	-2%
9	86	10%	-6%
10	92	0%	-3%
11	78	-1%	11%
12	69	-7%	23%
13	65	5%	34%
14	61	9%	24%
15	52	27%	31%
16	64	19%	4%



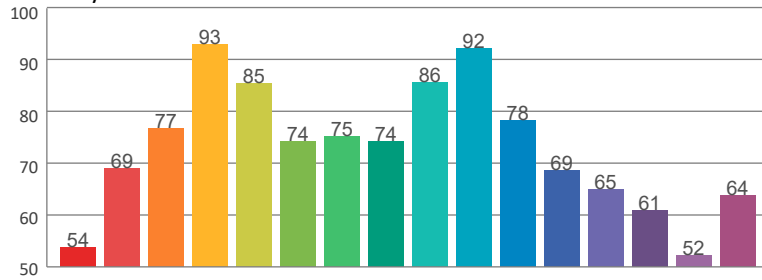
Color Vector Graphic



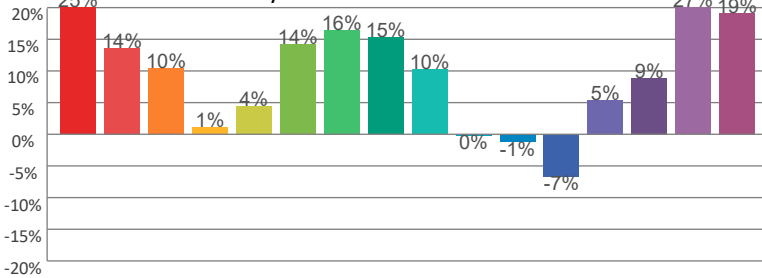
Color Distortion Graphic



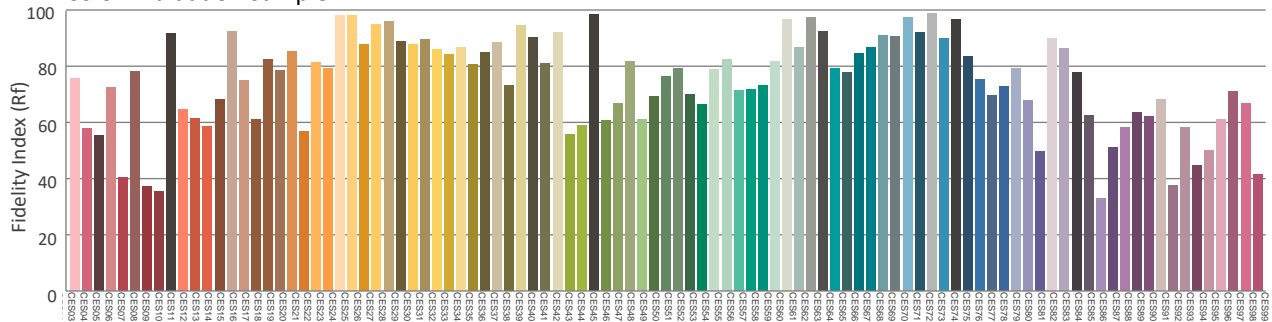
Rf by Hue



Local Chroma Shift by Hue



Color Evaluation Sample





# Photometric & Chromaticity Report

Maverick Force 2 Beam Wash: Full Flood - Full Power - Cali On - ECO

## Report Summary

### Measurements

Fixture Output: 8381 lm  
Fixture Peak: 28796 cd  
Fixture Efficacy: 19 lm/W  
Intensity @ 5m: 1152 lux  
Color Temperature: 7642 K  
CRI: 62.2    CRI R9 Value: -110.8  
CQS: 81.7  
TLCI: 48  
TM-30 Rf: 75.1  
TM-30 Rg: 121.8  
Beam Angle (50%): 33.7°  
Field Angle (10%): 44.2°  
Cutoff Angle (3%): 49.2°

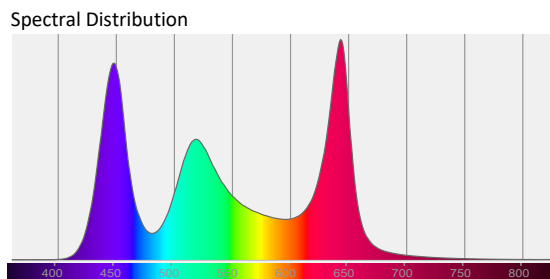
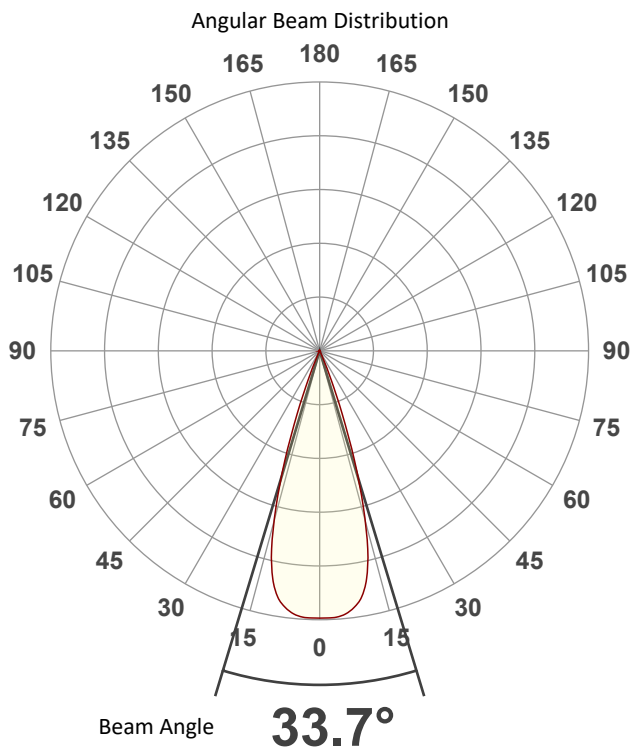


### Conditions

AC Supply: 117 V, 60 Hz  
Power: 454.41 W  
Current: 3.88 A  
Power Factor: 0.99

This data sheet conforms to American National Standard E1.9 – 2007 (R2017). All data was measured and calculated by a Viso Systems LabSpion Goniometer at the Chauvet PD Optics Laboratory in Sunrise, FL on 4/12/2023 to LM-63-2002 Standards.


## Overall Measurement



Tested Color (CIE 1931):

X: 0.303

Y: 0.294



Light Quality

CRI: 62.2

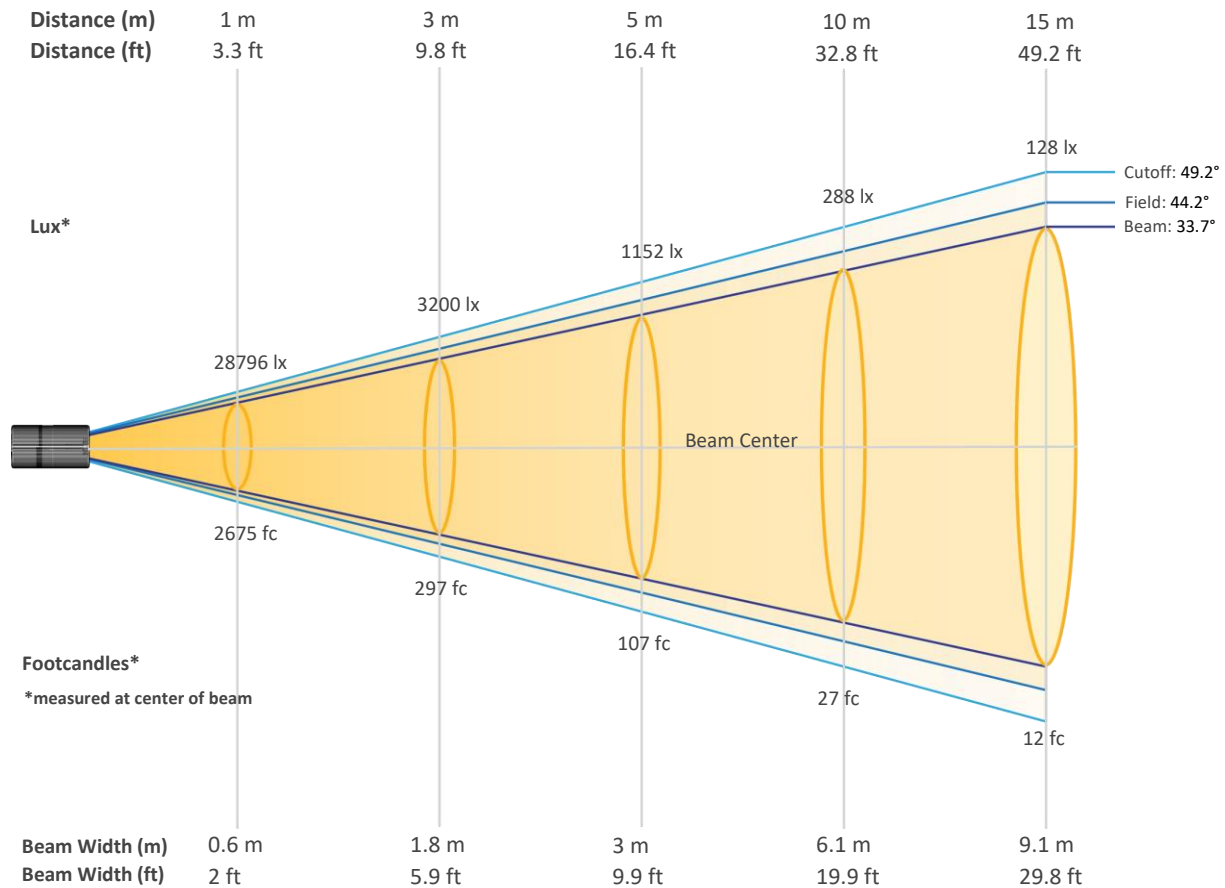
Color Temperature

7642 K

# Photometric & Chromaticity Report

Maverick Force 2 Beam Wash: Full Flood - Full Power - Cali On - ECO

## Beam Details

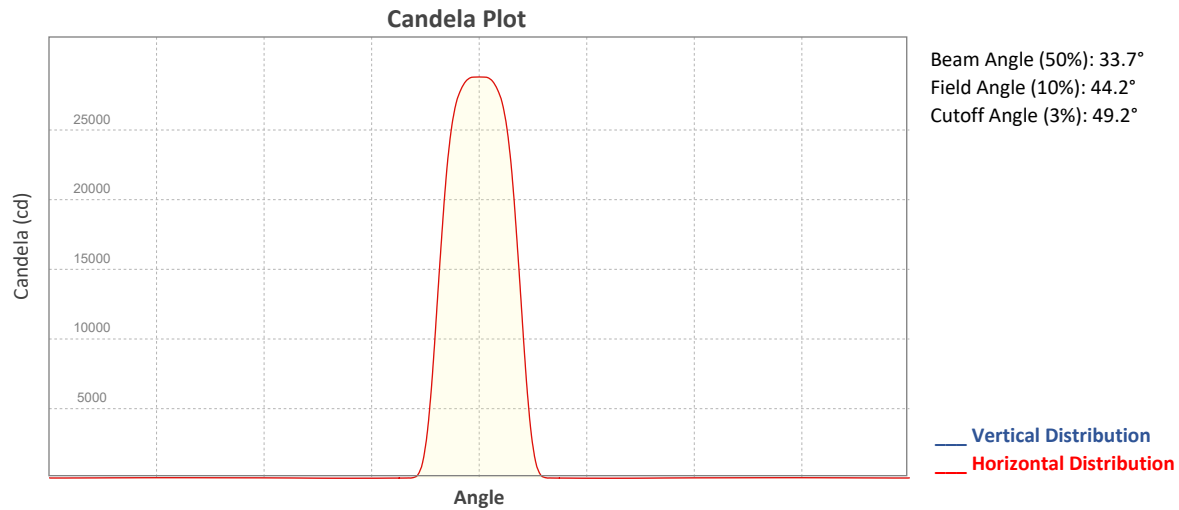


### Beam Intensities from 1-20m (3.3-65.6ft)

Distance	1m	2m	3m	4m	5m	6m	7m	8m	9m	10m
Lux	28796	7199	3200	1800	1152	800	588	450	356	288
Distance	11m	12m	13m	14m	15m	16m	17m	18m	19m	20m
Lux	238	200	170	147	128	112	100	89	80	72
Distance	3.3ft	6.6ft	9.8ft	13.1ft	16.4ft	19.7ft	23ft	26.2ft	29.5ft	32.8ft
FC	2675	669	297	167	107	74	55	42	33	27
Distance	36.1ft	39.4ft	42.7ft	45.9ft	49.2ft	52.5ft	55.8ft	59.1ft	62.3ft	65.6ft
FC	22	19	16	14	12	10	9	8	7	7

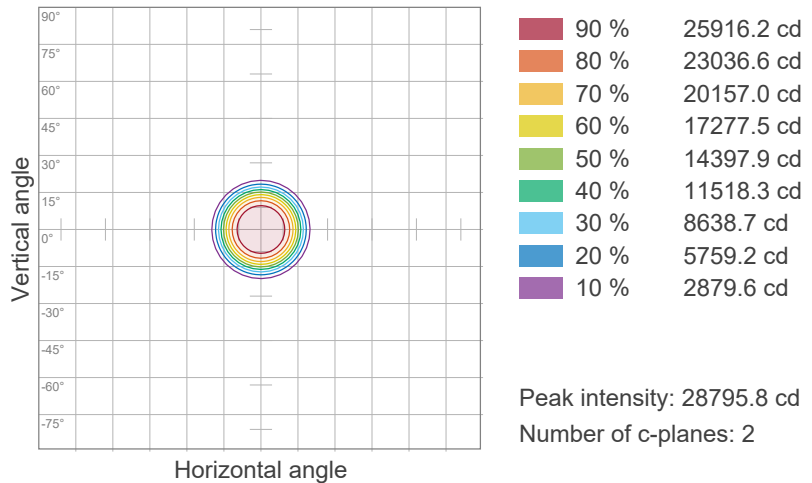
# Photometric & Chromaticity Report

Maverick Force 2 Beam Wash: Full Flood - Full Power - Cali On - ECO

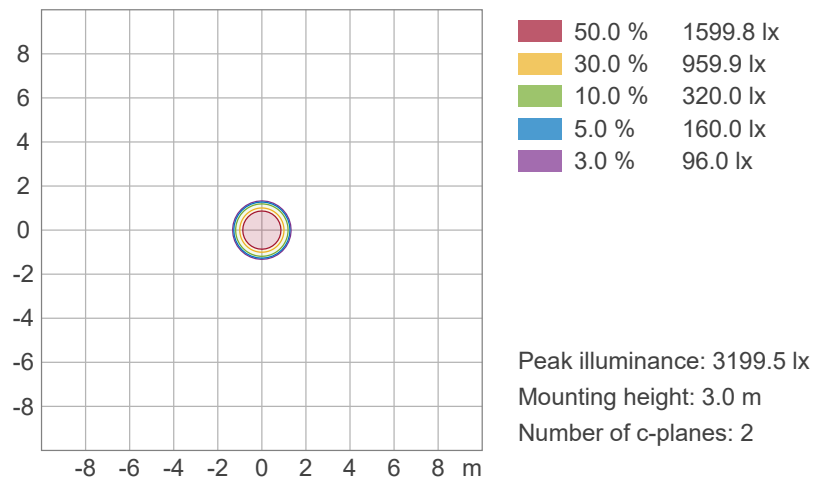


## ISO Diagrams

### ISO Candela Diagram



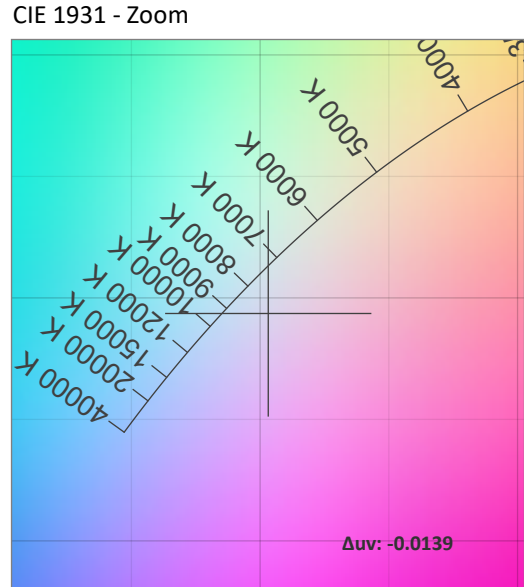
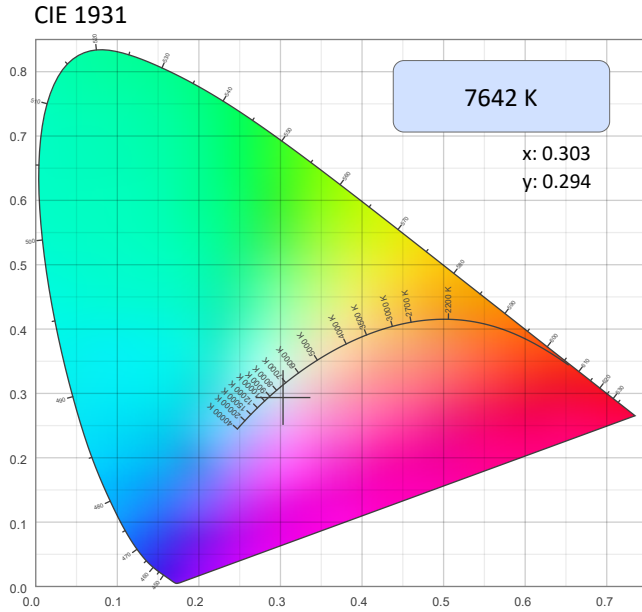
### ISO Lux Diagram



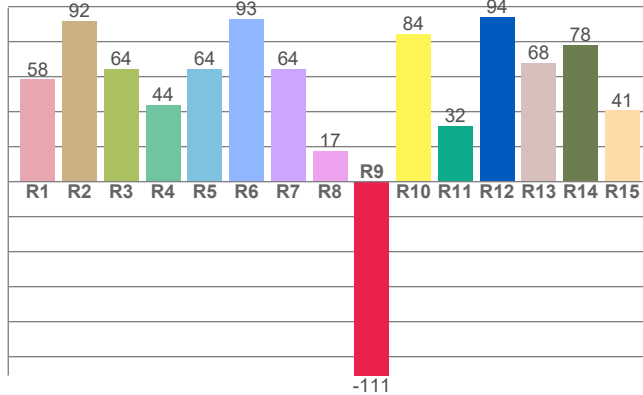
# Photometric & Chromaticity Report

Maverick Force 2 Beam Wash: Full Flood - Full Power - Cali On - ECO

## Chromaticity



### CRI: 62.2 (R1-R8)

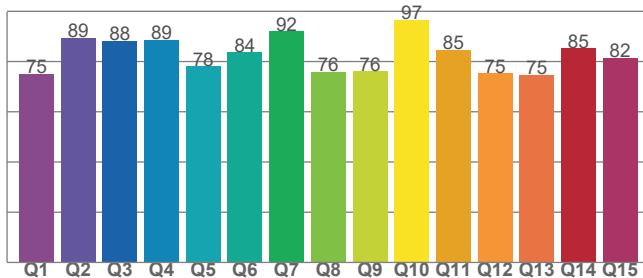


### Color Parameters

Color Temperature	Color Coordinate CIE 1931	Color Coordinate CIE 1931
CCT	x	y
7642 K	0.303	0.294

Color Deviation from Black Body Curve	Color Coordinate CIE 1964	Color Coordinate CIE 1964
Δuv	y	u
-0.0139	0.294	0.205

### CQS: 81.7



Color Rendering Index	Red Component	Color Quality Scale
CRI	CRI - R9	CQS
62.2	-110.8	81.7

Television Lighting Consistency Index	Color Fidelity	Color Gamut
TLCI	TM30 - Rf	TM30 Rg
48	75.1	121.8

# Photometric & Chromaticity Report

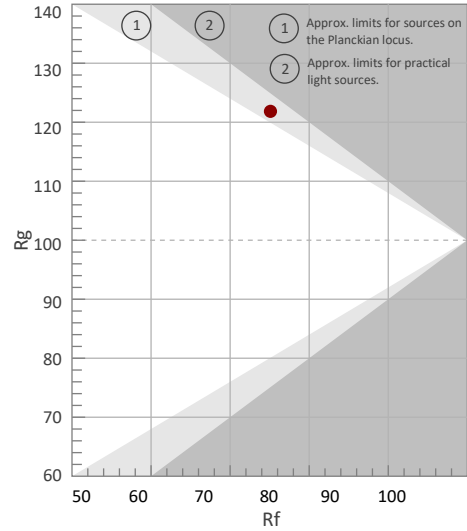
Maverick Force 2 Beam Wash: Full Flood - Full Power - Cali On - ECO

## TM-30 Details

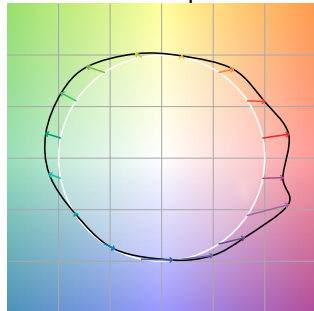
**Rf 75.1**  
Fidelity Index (Rg)

**Rg 121.8**  
Gammut Index (Rg)

Hue Bin	R <sub>f</sub>	Graphic shifts (%)	
		Chroma	Hue
1	54	25%	-1%
2	69	13%	-10%
3	77	10%	-10%
4	93	1%	0%
5	86	4%	5%
6	75	14%	11%
7	76	16%	2%
8	75	15%	-2%
9	86	10%	-6%
10	92	0%	-2%
11	78	-1%	11%
12	68	-5%	29%
13	65	2%	30%
14	61	9%	24%
15	52	27%	31%
16	64	19%	4%



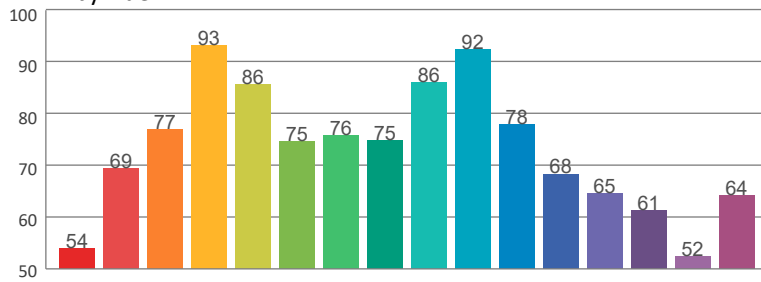
Color Vector Graphic



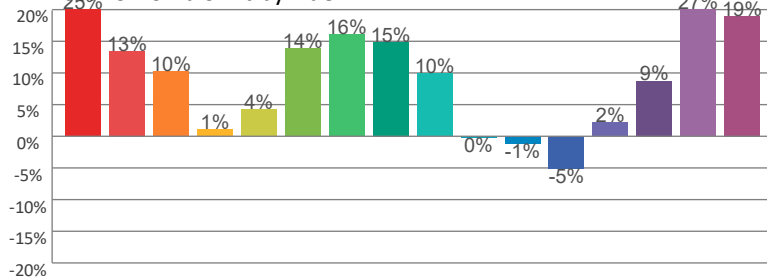
Color Distortion Graphic



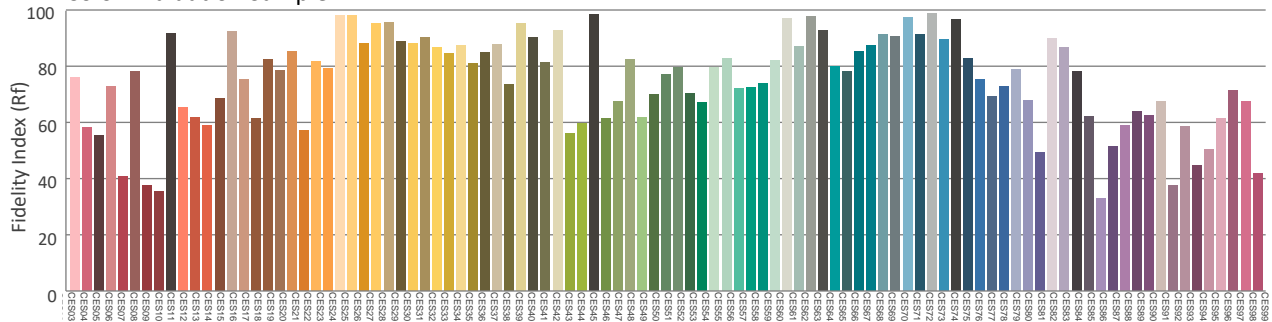
Rf by Hue



Local Chroma Shift by Hue



Color Evaluation Sample



# Photometric & Chromaticity Report

Maverick Force 2 Beam Wash: Full Flood - Full Power - Cali On - ECO Steady

## Report Summary

### Measurements

Fixture Output: 7977 lm  
Fixture Peak: 27293 cd  
Fixture Efficacy: 18 lm/W  
Intensity @ 5m: 1092 lux  
Color Temperature: 8131 K  
CRI: 66.0    CRI R9 Value: -99.3  
CQS: 82.7  
TLCI: 51  
TM-30 Rf: 76.5  
TM-30 Rg: 119.4  
Beam Angle (50%): 33.7°  
Field Angle (10%): 44.3°  
Cutoff Angle (3%): 49.3°

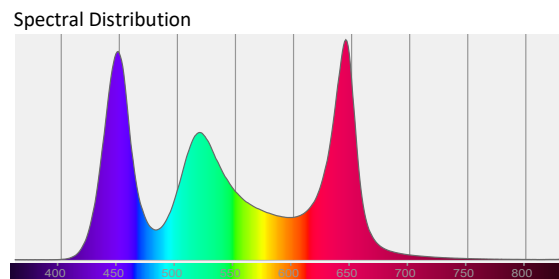
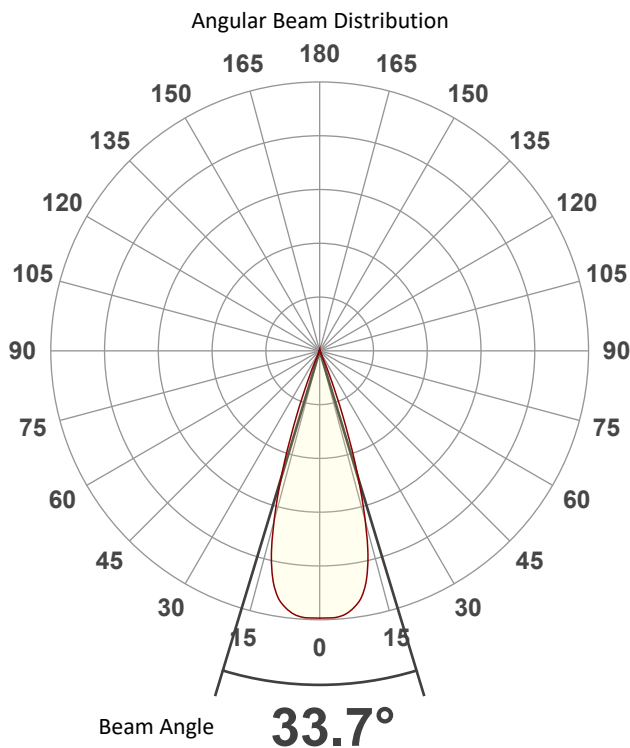


### Conditions

AC Supply: 116 V, 60 Hz  
Power: 443.37 W  
Current: 3.82 A  
Power Factor: 0.99

This data sheet conforms to American National Standard E1.9 – 2007 (R2017). All data was measured and calculated by a Viso Systems LabSpion Goniometer at the Chauvet PD Optics Laboratory in Sunrise, FL on 4/13/2023 to LM-63-2002 Standards.


## Overall Measurement



Tested Color (CIE 1931):

X: 0.298

Y: 0.293



Light Quality

CRI: 66.0

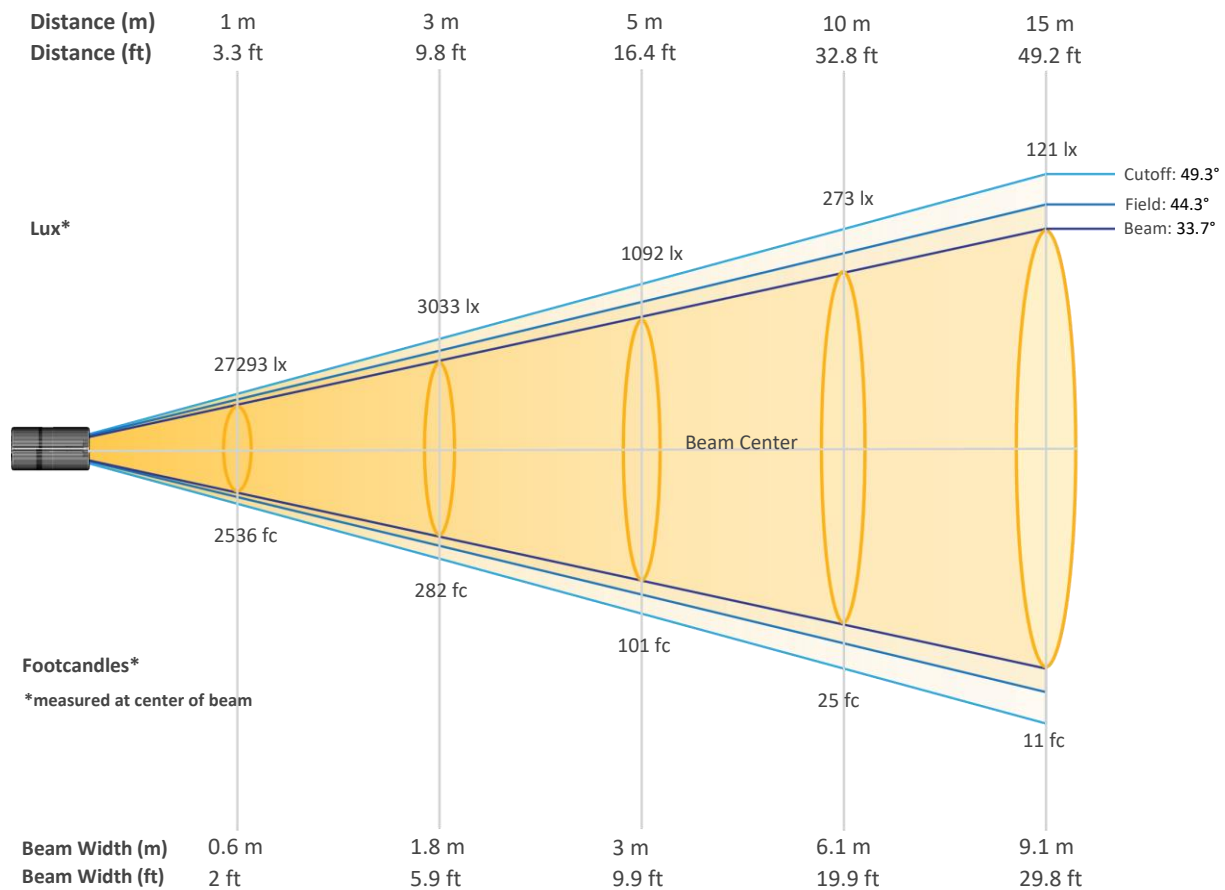
Color Temperature

8131 K

# Photometric & Chromaticity Report

Maverick Force 2 Beam Wash: Full Flood - Full Power - Cali On - ECO Steady

## Beam Details

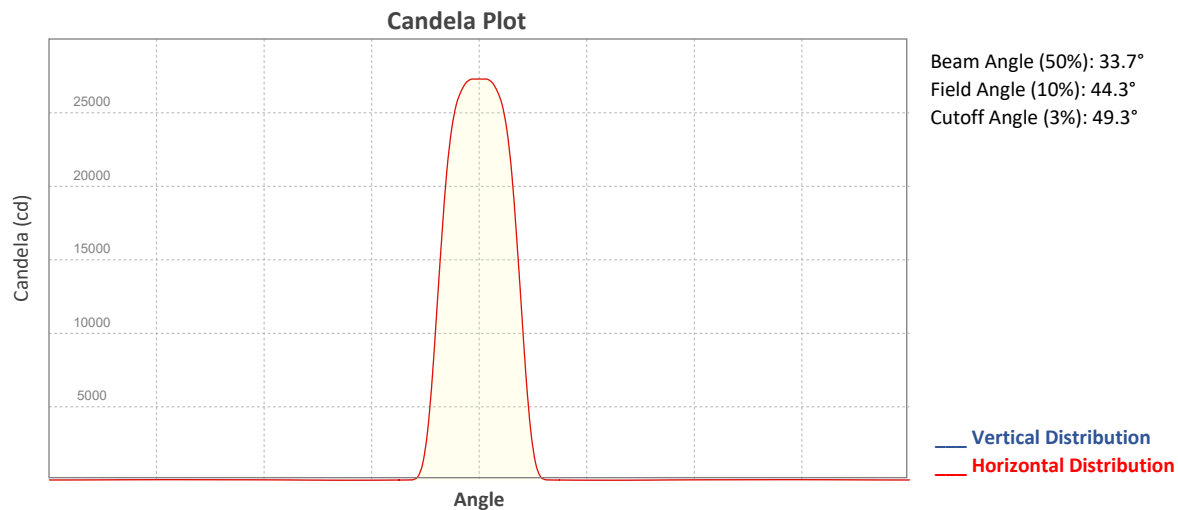


### Beam Intensities from 1-20m (3.3-65.6ft)

Distance	1m	2m	3m	4m	5m	6m	7m	8m	9m	10m
Lux	27293	6823	3033	1706	1092	758	557	426	337	273
Distance	11m	12m	13m	14m	15m	16m	17m	18m	19m	20m
Lux	226	190	161	139	121	107	94	84	76	68
Distance	3.3ft	6.6ft	9.8ft	13.1ft	16.4ft	19.7ft	23ft	26.2ft	29.5ft	32.8ft
FC	2536	634	282	158	101	70	52	40	31	25
Distance	36.1ft	39.4ft	42.7ft	45.9ft	49.2ft	52.5ft	55.8ft	59.1ft	62.3ft	65.6ft
FC	21	18	15	13	11	10	9	8	7	6

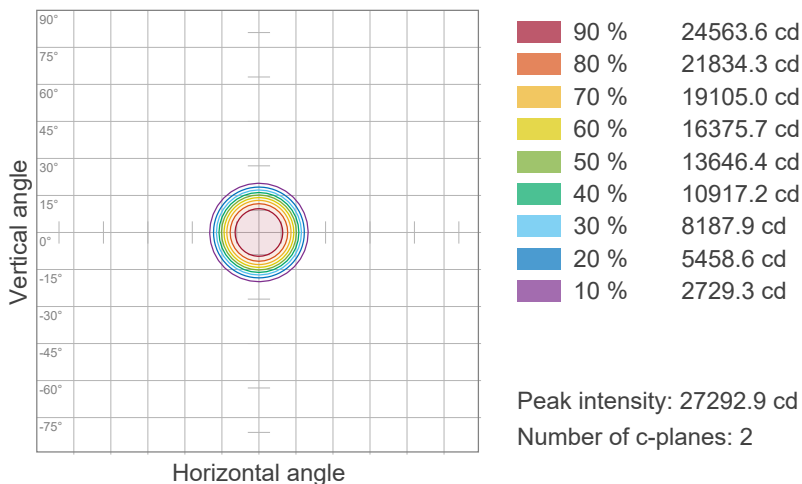
# Photometric & Chromaticity Report

Maverick Force 2 Beam Wash: Full Flood - Full Power - Cali On - ECO Steady

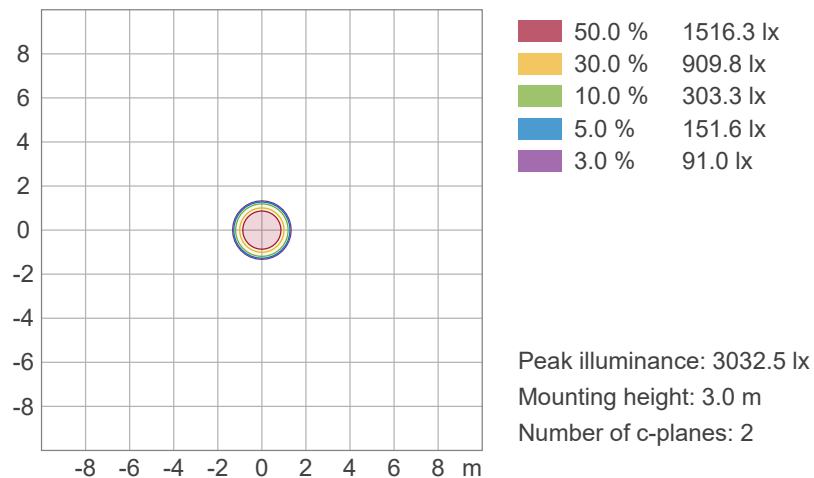


## ISO Diagrams

### ISO Candela Diagram



### ISO Lux Diagram

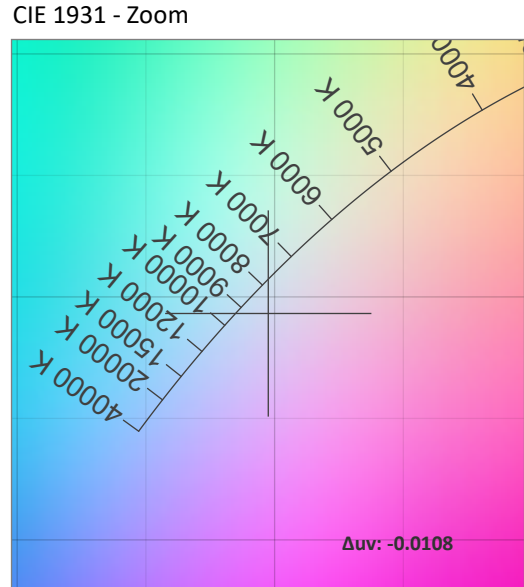
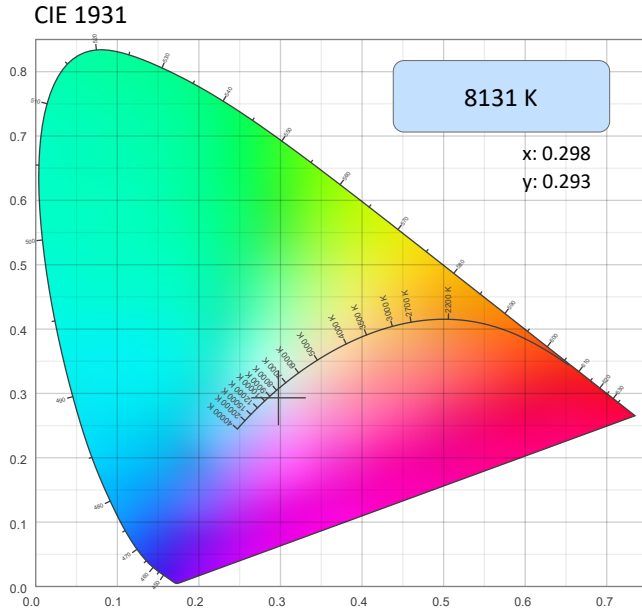




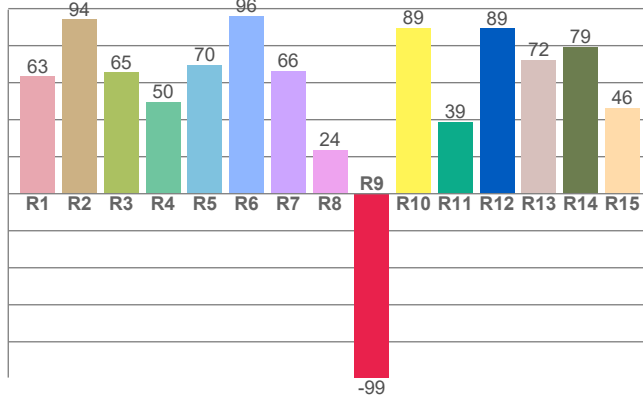
# Photometric & Chromaticity Report

Maverick Force 2 Beam Wash: Full Flood - Full Power - Cali On - ECO Steady

## Chromaticity



### CRI: 66.0 (R1-R8)

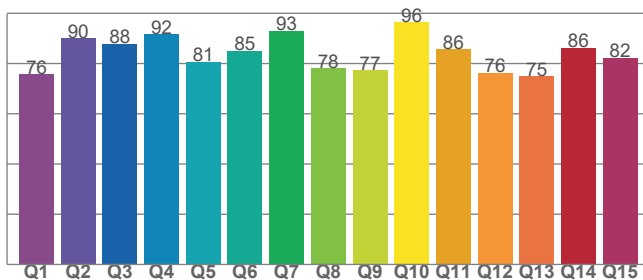


### Color Parameters

Color Temperature	Color Coordinate CIE 1931	Color Coordinate CIE 1931
CCT	x	y
8131 K	0.298	0.293

Color Deviation from Black Body Curve	Color Coordinate CIE 1964	Color Coordinate CIE 1964
Δuv	y	u
-0.0108	0.293	0.201

### CQS: 82.7



Color Rendering Index	Red Component	Color Quality Scale
CRI	CRI - R9	CQS
66.0	-99.3	82.7

Television Lighting Consistency Index	Color Fidelity	Color Gamut
TLCI	TM30 - Rf	TM30 Rg
51	76.5	119.4

# Photometric & Chromaticity Report

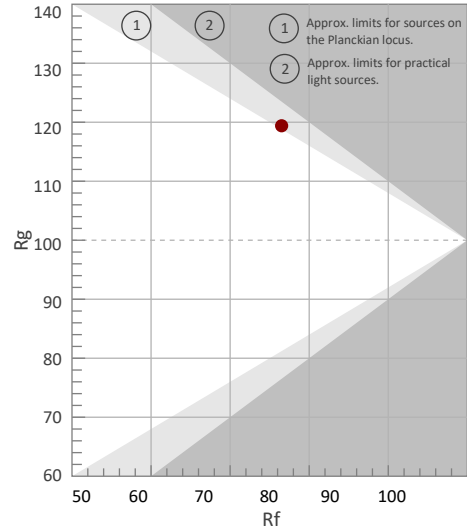
Maverick Force 2 Beam Wash: Full Flood - Full Power - Cali On - ECO Steady

## TM-30 Details

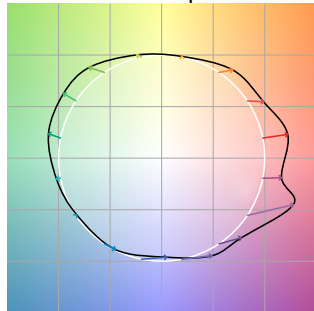
**Rf 76.5**  
Fidelity Index (Rg)

**Rg 119.4**  
Gammut Index (Rg)

Hue Bin	R <sub>f</sub>	Graphic shifts (%)	
		Chroma	Hue
1	56	24%	-1%
2	71	13%	-9%
3	78	9%	-10%
4	94	1%	0%
5	87	3%	4%
6	77	12%	10%
7	78	14%	1%
8	78	12%	-2%
9	86	4%	0%
10	93	-1%	0%
11	76	-1%	12%
12	68	-7%	24%
13	65	2%	29%
14	64	7%	21%
15	52	31%	33%
16	66	18%	4%



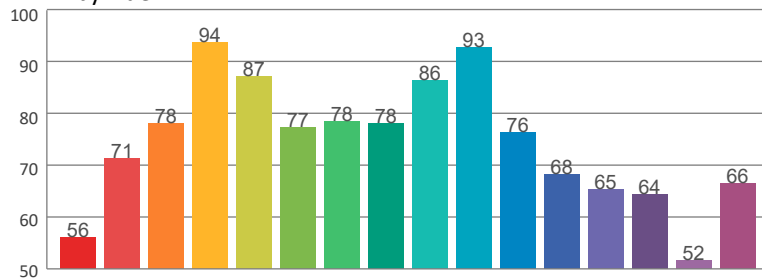
Color Vector Graphic



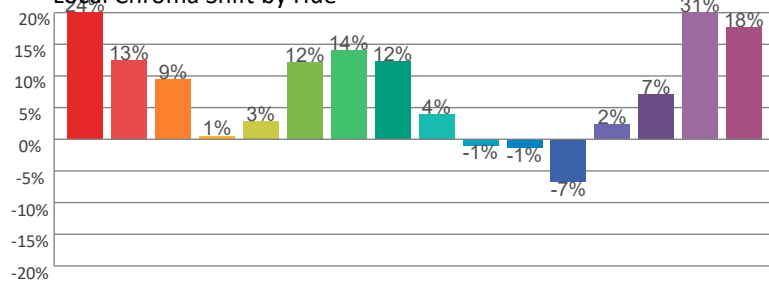
Color Distortion Graphic



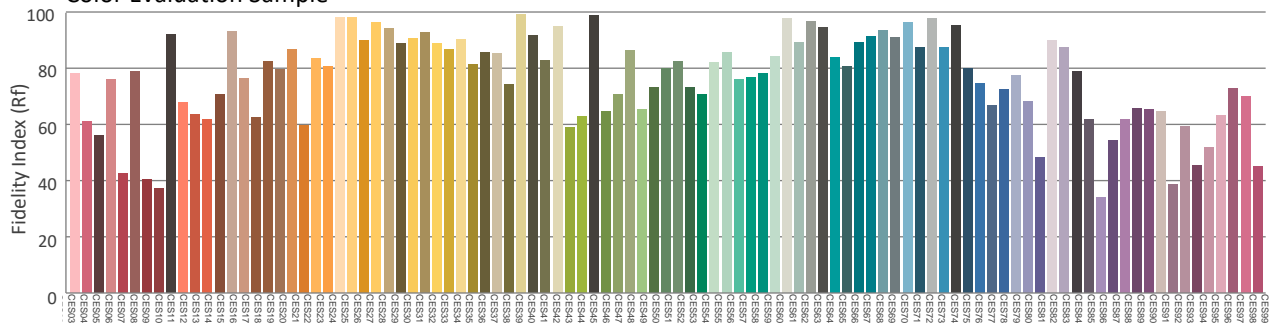
Rf by Hue



Local Chroma Shift by Hue



Color Evaluation Sample



# Photometric & Chromaticity Report

Maverick Force 2 Beam Wash: Full Flood - Full Power - Cali On - TV25

## Report Summary

### Measurements

Fixture Output: 4561 lm  
Fixture Peak: 15682 cd  
Fixture Efficacy: 12 lm/W  
Intensity @ 5m: 627 lux  
Color Temperature: 6708 K  
CRI: 57.4    CRI R9 Value: -117.0  
CQS: 79.9  
TLCI: 44  
TM-30 Rf: 73.3  
TM-30 Rg: 124.4  
Beam Angle (50%): 33.6°  
Field Angle (10%): 44.2°  
Cutoff Angle (3%): 49.3°

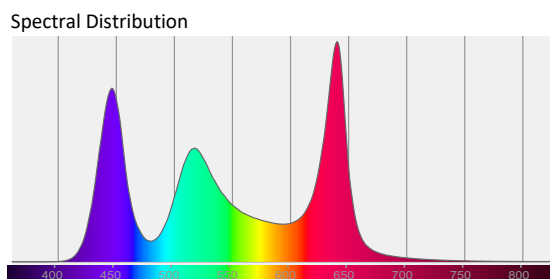
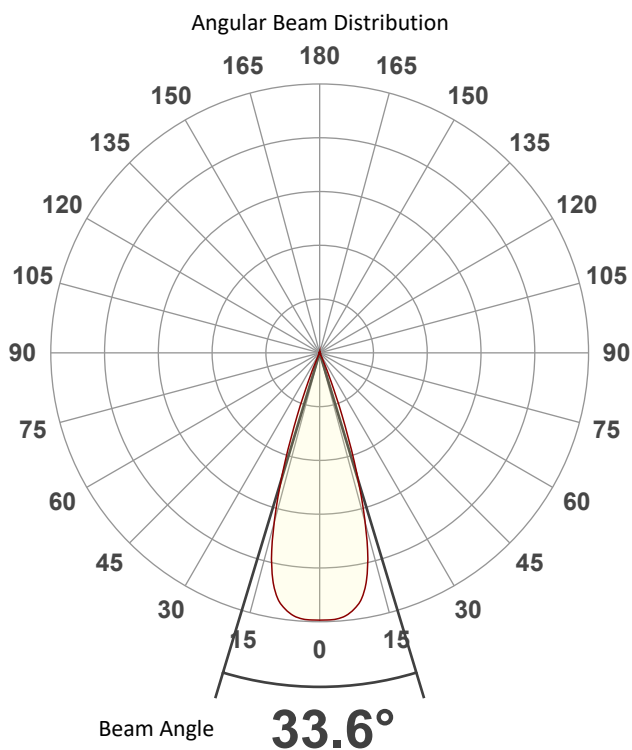


### Conditions

AC Supply: 118 V, 60 Hz  
Power: 376.09 W  
Current: 3.19 A  
Power Factor: 0.99

This data sheet conforms to American National Standard E1.9 – 2007 (R2017). All data was measured and calculated by a Viso Systems LabSpion Goniometer at the Chauvet PD Optics Laboratory in Sunrise, FL on 4/12/2023 to LM-63-2002 Standards.


## Overall Measurement



Tested Color (CIE 1931):

X: 0.314

Y: 0.299



Light Quality

CRI: 57.4

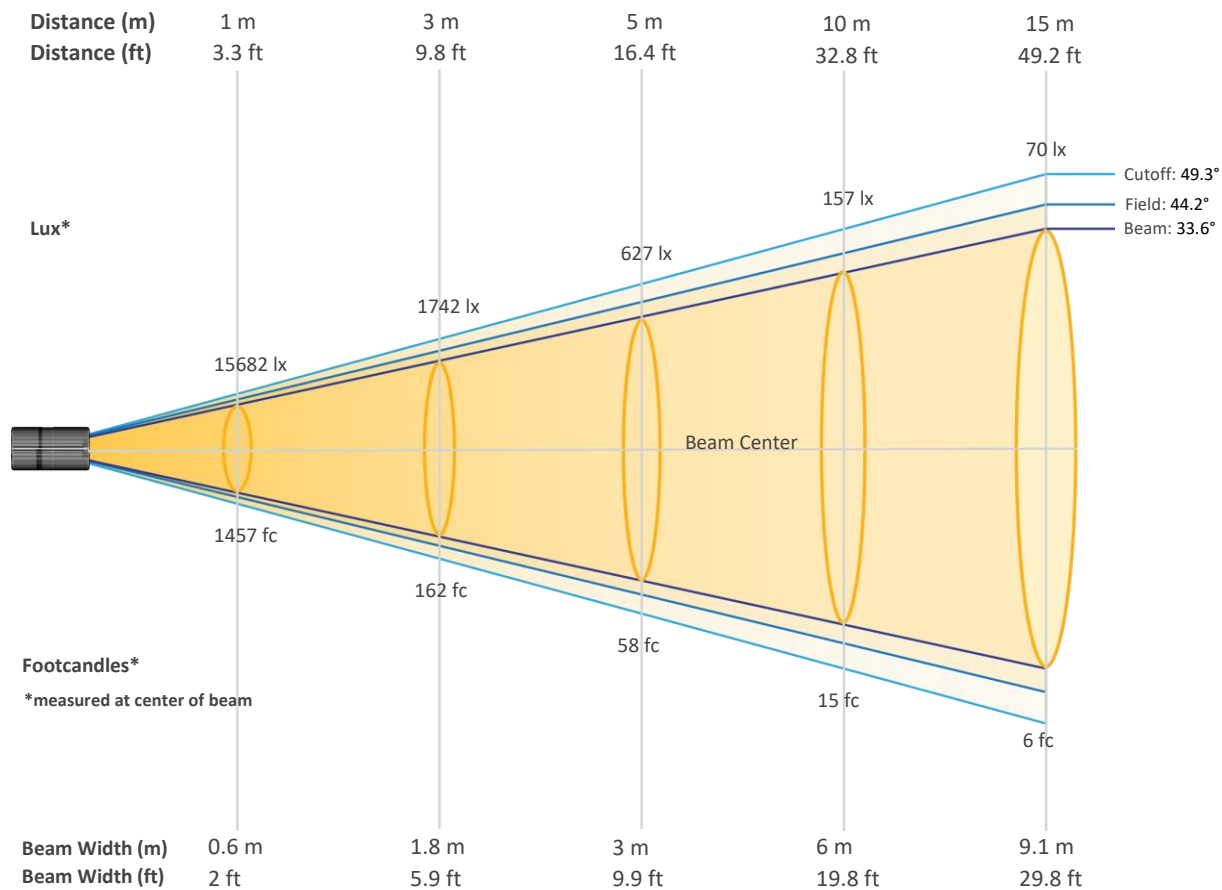
Color Temperature

6708 K

# Photometric & Chromaticity Report

Maverick Force 2 Beam Wash: Full Flood - Full Power - Cali On - TV25

## Beam Details

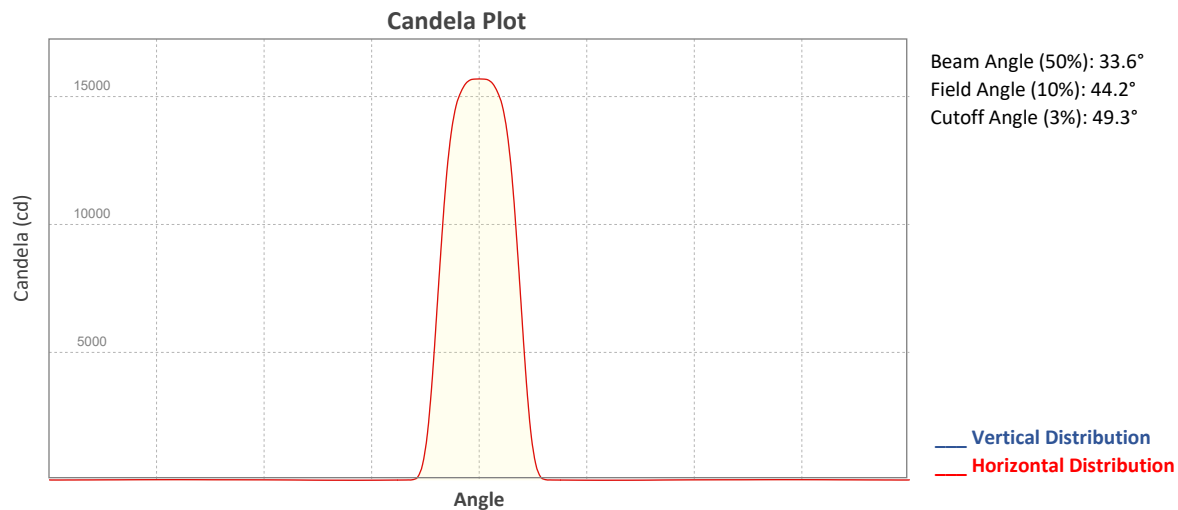


### Beam Intensities from 1-20m (3.3-65.6ft)

Distance	1m	2m	3m	4m	5m	6m	7m	8m	9m	10m
Lux	15682	3920	1742	980	627	436	320	245	194	157
Distance	11m	12m	13m	14m	15m	16m	17m	18m	19m	20m
Lux	130	109	93	80	70	61	54	48	43	39
Distance	3.3ft	6.6ft	9.8ft	13.1ft	16.4ft	19.7ft	23ft	26.2ft	29.5ft	32.8ft
FC	1457	364	162	91	58	40	30	23	18	15
Distance	36.1ft	39.4ft	42.7ft	45.9ft	49.2ft	52.5ft	55.8ft	59.1ft	62.3ft	65.6ft
FC	12	10	9	7	6	6	5	4	4	4

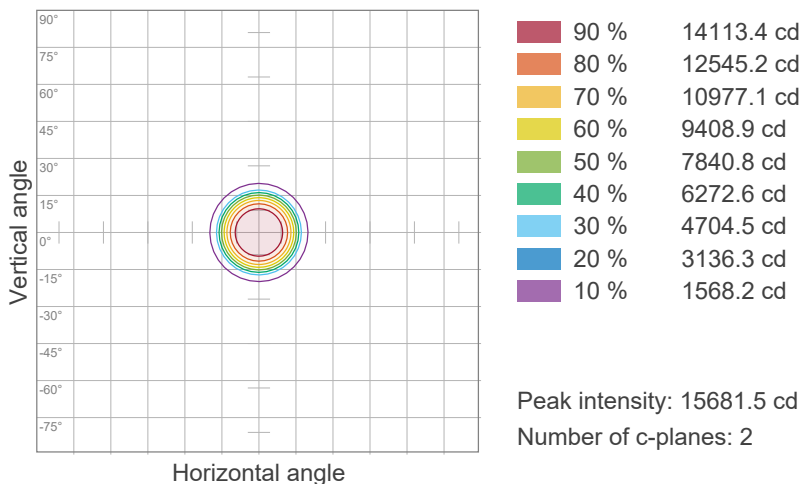
# Photometric & Chromaticity Report

Maverick Force 2 Beam Wash: Full Flood - Full Power - Cali On - TV25

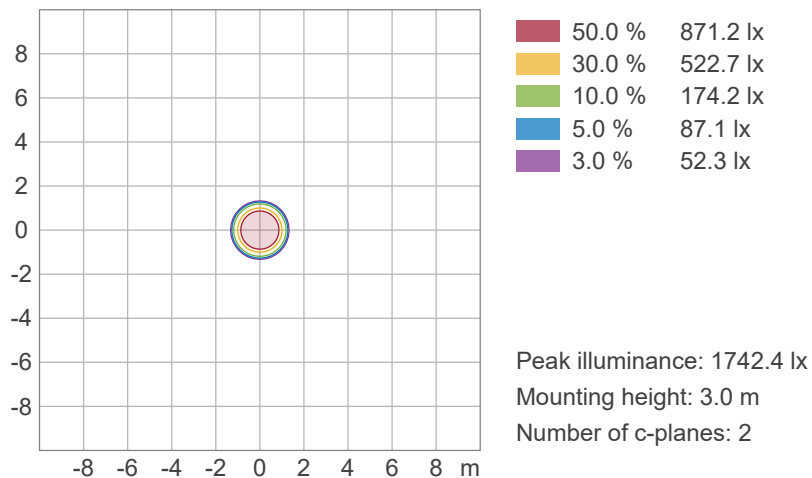


## ISO Diagrams

### ISO Candela Diagram



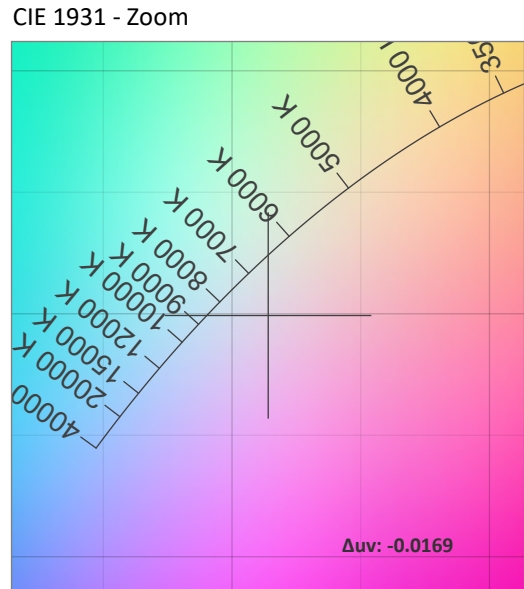
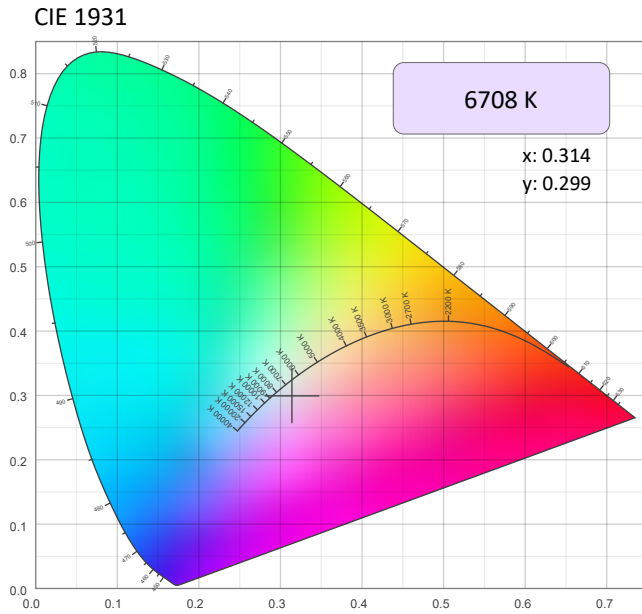
### ISO Lux Diagram



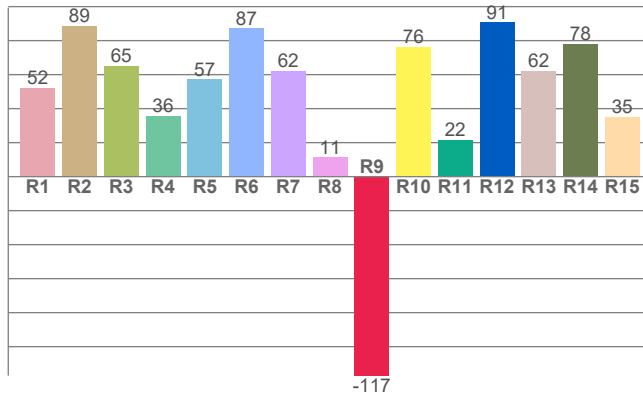
# Photometric & Chromaticity Report

Maverick Force 2 Beam Wash: Full Flood - Full Power - Cali On - TV25

## Chromaticity



CRI: 57.4 (R1-R8)

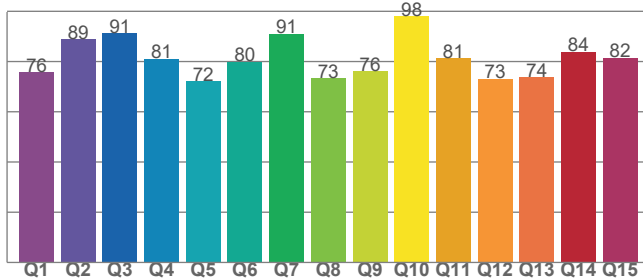


Color Parameters

Color Temperature	Color Coordinate CIE 1931	Color Coordinate CIE 1931
CCT	x	y
6708 K	0.314	0.299

Color Deviation from Black Body Curve	Color Coordinate CIE 1964	Color Coordinate CIE 1964
$\Delta uv$	y	u
-0.0169	0.299	0.211

CQS: 79.9



Color Rendering Index	Red Component	Color Quality Scale
CRI	CRI - R9	CQS
57.4	-117.0	79.9

Television Lighting Consistency Index	Color Fidelity	Color Gamut
TLCI	TM30 - Rf	TM30 Rg
44	73.3	124.4

# Photometric & Chromaticity Report

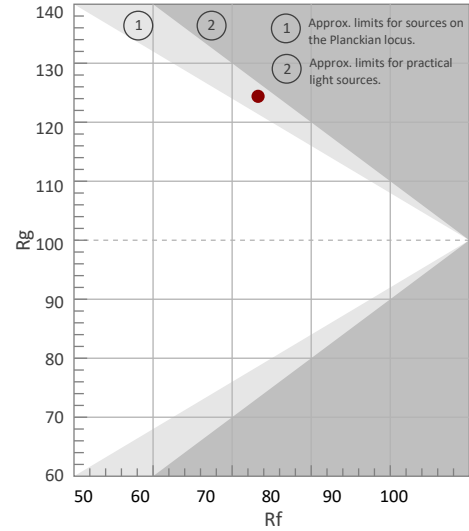
Maverick Force 2 Beam Wash: Full Flood - Full Power - Cali On - TV25

## TM-30 Details

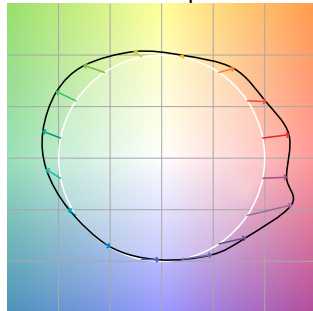
**Rf 73.3**  
Fidelity Index (Rg)

**Rg 124.4**  
Gammut Index (Rg)

Graphic shifts (%)			
Hue Bin	R <sub>f</sub>	Chroma	Hue
1	53	26%	-2%
2	67	14%	-10%
3	75	11%	-10%
4	92	2%	-1%
5	84	7%	6%
6	71	16%	12%
7	69	21%	3%
8	69	18%	-3%
9	82	12%	-11%
10	85	2%	-9%
11	87	-1%	6%
12	76	-3%	16%
13	66	1%	29%
14	60	9%	25%
15	55	30%	32%
16	61	22%	5%



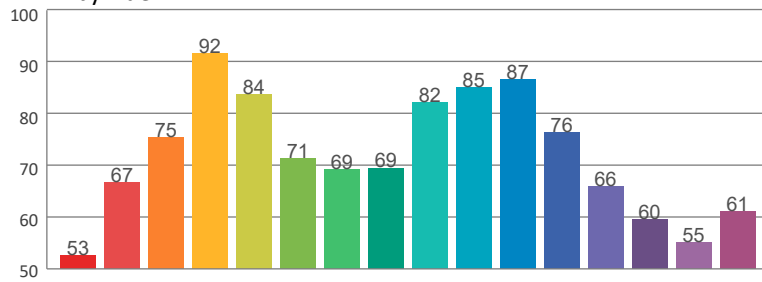
Color Vector Graphic



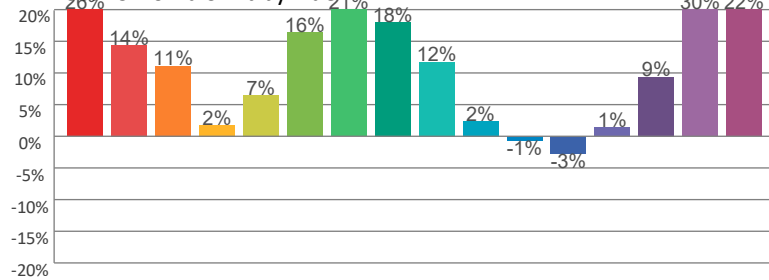
Color Distortion Graphic



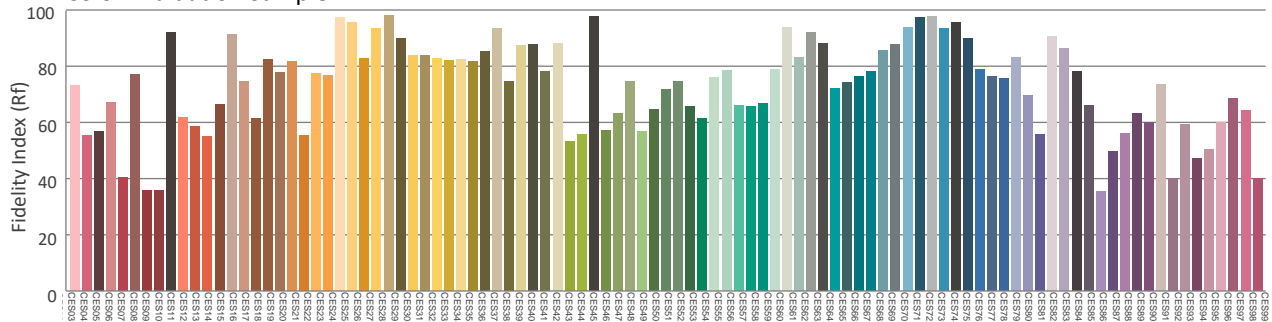
Rf by Hue



Local Chroma Shift by Hue



Color Evaluation Sample



# Photometric & Chromaticity Report

Maverick Force 2 Beam Wash: Full Flood - Full Power - Cali On - TV35

## Report Summary

### Measurements

Fixture Output: 3661 lm  
Fixture Peak: 12599 cd  
Fixture Efficacy: 9 lm/W  
Intensity @ 5m: 504 lux  
Color Temperature: 6448 K  
CRI: 55.5    CRI R9 Value: -119.5  
CQS: 79.2  
TLCI: 43  
TM-30 Rf: 72.4  
TM-30 Rg: 125.8  
Beam Angle (50%): 33.6°  
Field Angle (10%): 44.2°  
Cutoff Angle (3%): 48.9°

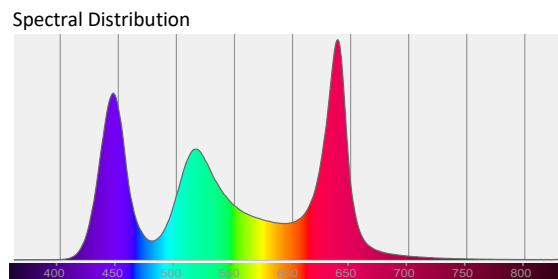
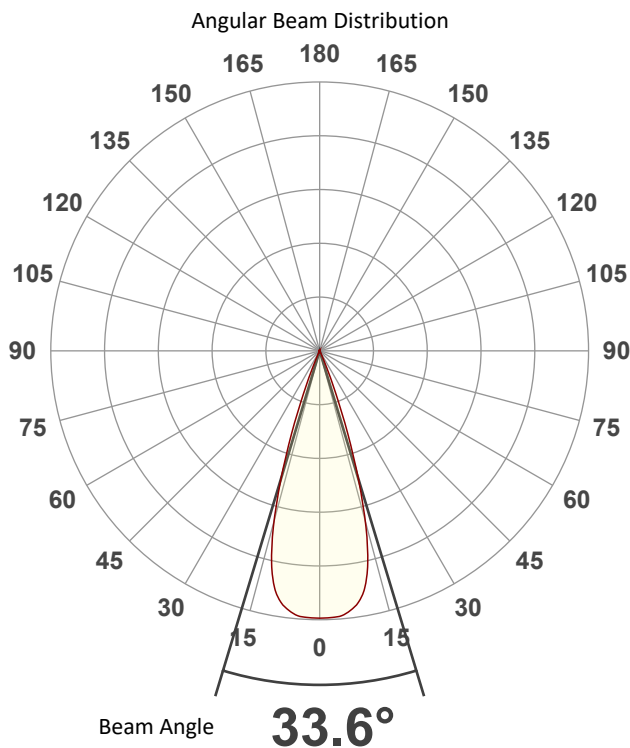


### Conditions

AC Supply: 118 V, 60 Hz  
Power: 398.71 W  
Current: 3.39 A  
Power Factor: 0.99

This data sheet conforms to American National Standard E1.9 – 2007 (R2017). All data was measured and calculated by a Viso Systems LabSpion Goniometer at the Chauvet PD Optics Laboratory in Sunrise, FL on 4/12/2023 to LM-63-2002 Standards.


## Overall Measurement



Tested Color (CIE 1931):

X: 0.318

Y: 0.300



Light Quality

CRI: 55.5

Color Temperature

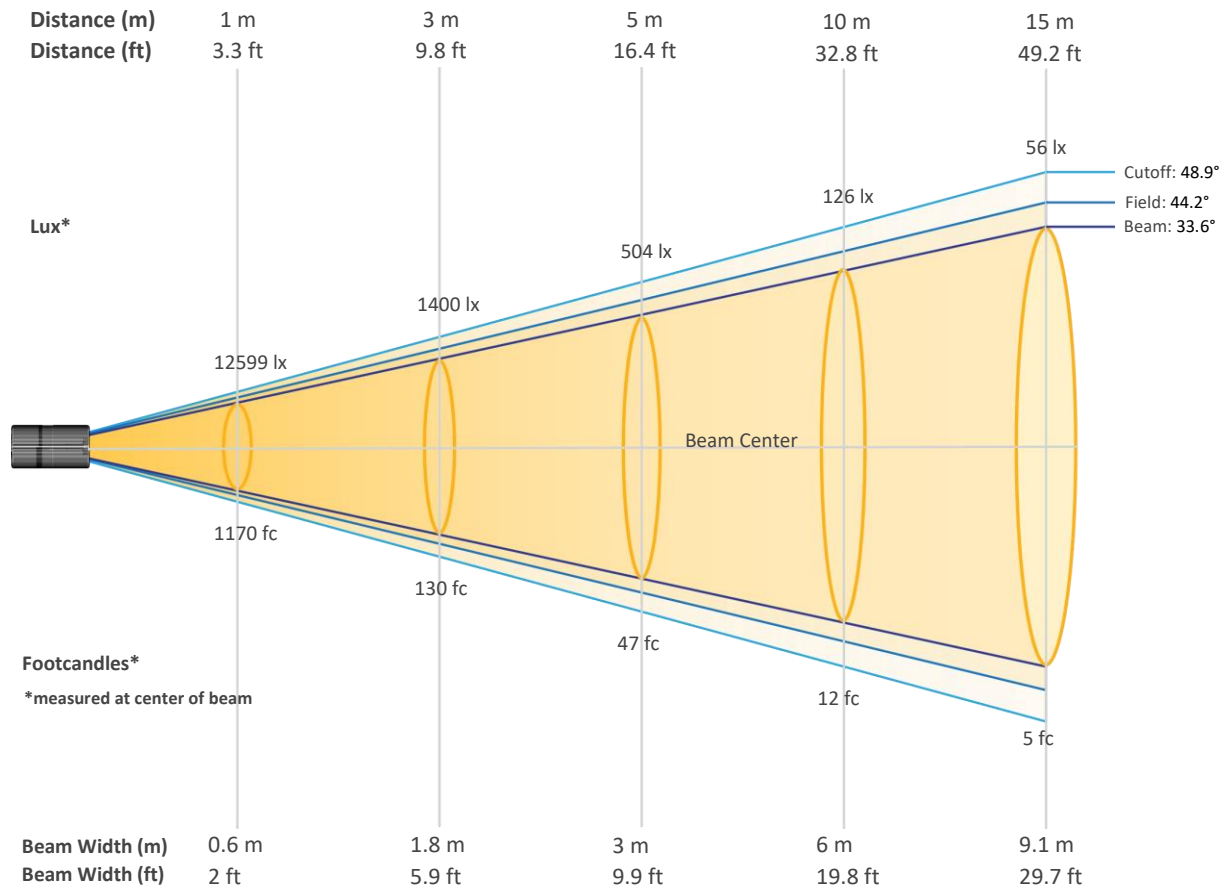
6448 K



# Photometric & Chromaticity Report

Maverick Force 2 Beam Wash: Full Flood - Full Power - Cali On - TV35

## Beam Details

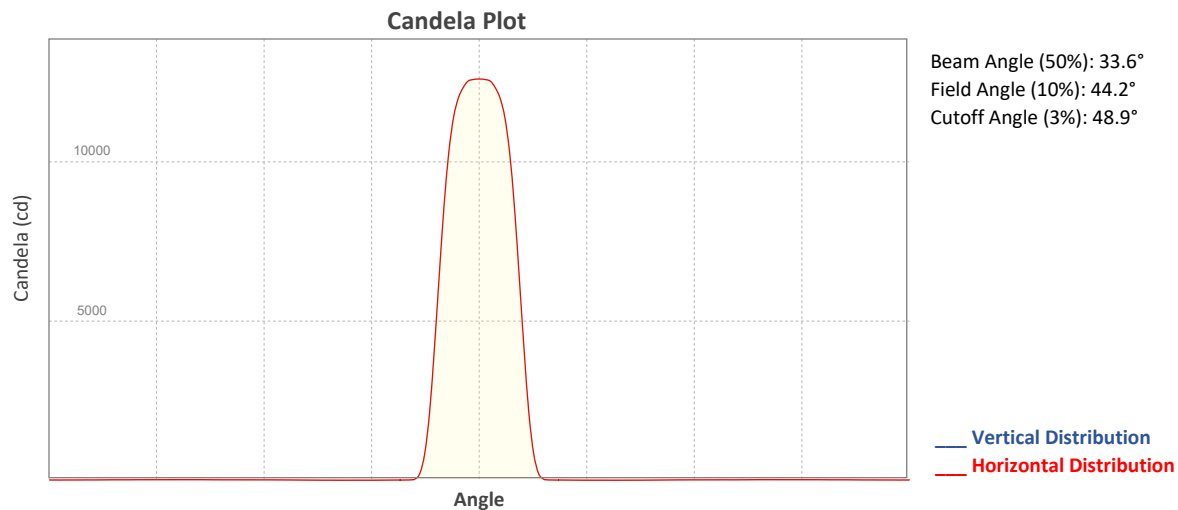


### Beam Intensities from 1-20m (3.3-65.6ft)

Distance	1m	2m	3m	4m	5m	6m	7m	8m	9m	10m
Lux	12599	3150	1400	787	504	350	257	197	156	126
Distance	11m	12m	13m	14m	15m	16m	17m	18m	19m	20m
Lux	104	87	75	64	56	49	44	39	35	31
Distance	3.3ft	6.6ft	9.8ft	13.1ft	16.4ft	19.7ft	23ft	26.2ft	29.5ft	32.8ft
FC	1170	293	130	73	47	33	24	18	14	12
Distance	36.1ft	39.4ft	42.7ft	45.9ft	49.2ft	52.5ft	55.8ft	59.1ft	62.3ft	65.6ft
FC	10	8	7	6	5	5	4	4	3	3

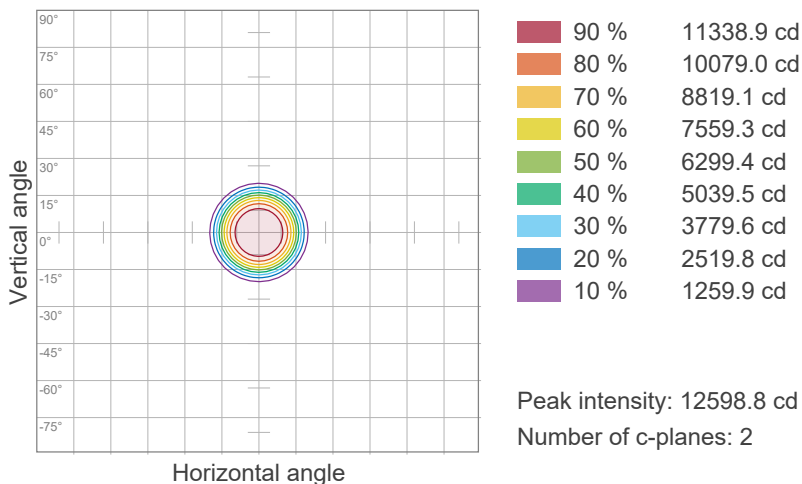
# Photometric & Chromaticity Report

Maverick Force 2 Beam Wash: Full Flood - Full Power - Cali On - TV35

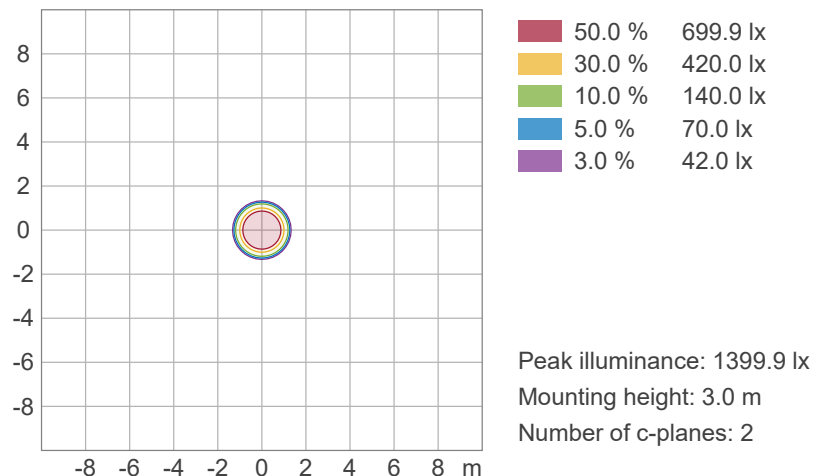


## ISO Diagrams

### ISO Candela Diagram



### ISO Lux Diagram

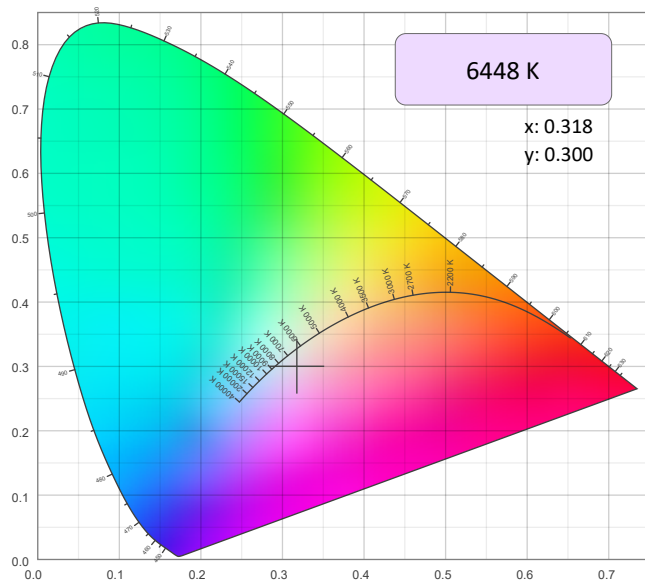


# Photometric & Chromaticity Report

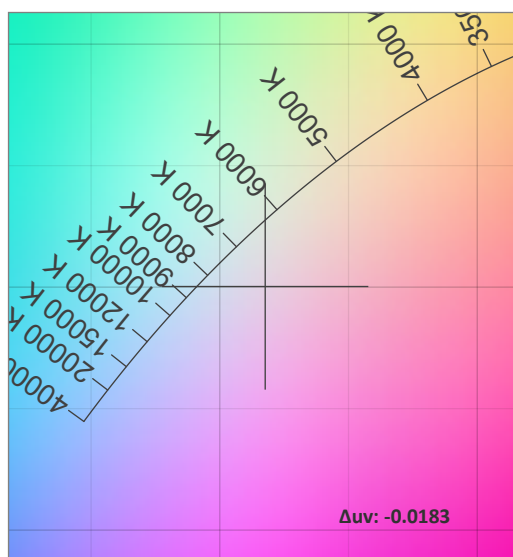
Maverick Force 2 Beam Wash: Full Flood - Full Power - Cali On - TV35

## Chromaticity

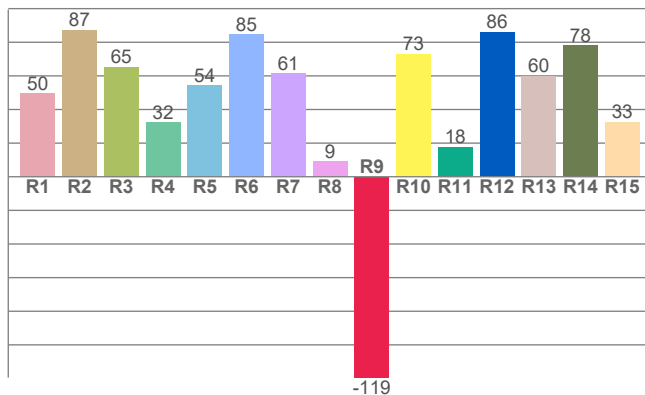
CIE 1931



CIE 1931 - Zoom



CRI: 55.5 (R1-R8)

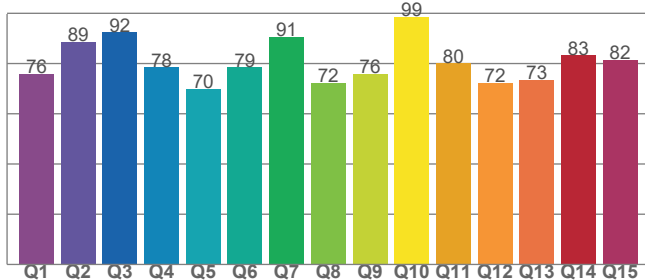


Color Parameters

Color Temperature	Color Coordinate CIE 1931	Color Coordinate CIE 1931
CCT	x	y
6448 K	0.318	0.300

Color Deviation from Black Body Curve	Color Coordinate CIE 1964	Color Coordinate CIE 1964
Δuv	y	u
-0.0183	0.300	0.213

CQS: 79.2



Color Rendering Index	Red Component	Color Quality Scale
CRI	CRI - R9	CQS
55.5	-119.5	79.2

Television Lighting Consistency Index	Color Fidelity	Color Gamut
TLCI	TM30 - Rf	TM30 Rg
43	72.4	125.8



# Photometric & Chromaticity Report

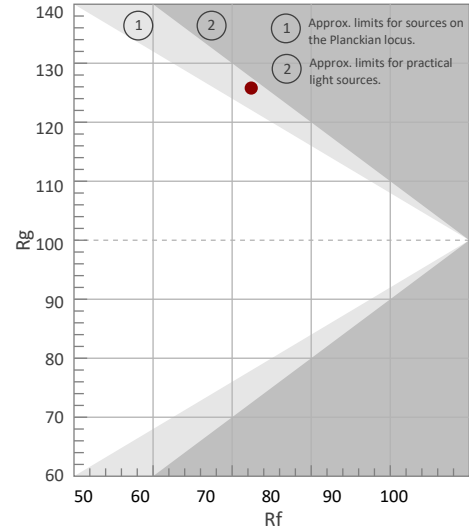
Maverick Force 2 Beam Wash: Full Flood - Full Power - Cali On - TV35

## TM-30 Details

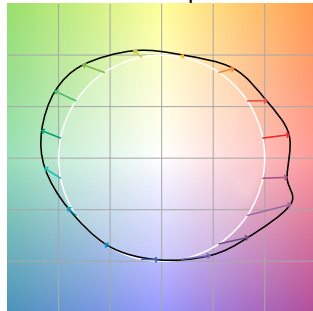
**Rf 72.4**  
Fidelity Index (Rg)

**Rg 125.8**  
Gammut Index (Rg)


Hue Bin	Rf	Graphic shifts (%)	
		Chroma	Hue
1	52	26%	-2%
2	70	15%	-10%
3	73	11%	-10%
4	91	2%	-1%
5	83	7%	6%
6	70	18%	13%
7	67	22%	3%
8	67	19%	-4%
9	80	13%	-13%
10	81	2%	-11%
11	88	0%	4%
12	78	-3%	16%
13	69	2%	27%
14	55	10%	27%
15	56	29%	32%
16	60	23%	5%



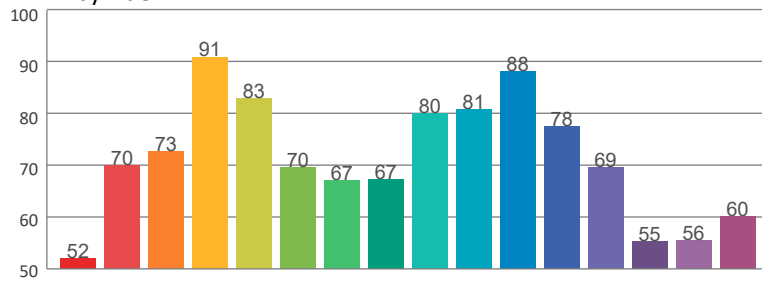
Color Vector Graphic



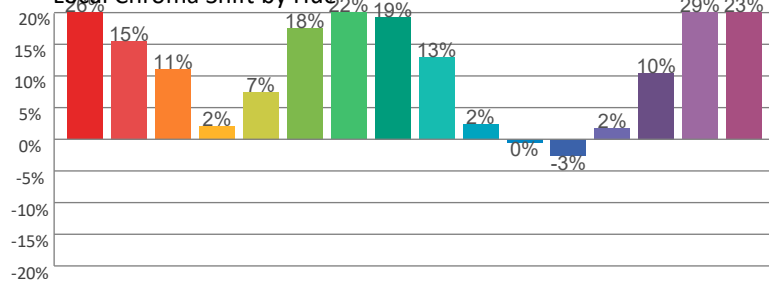
Color Distortion Graphic



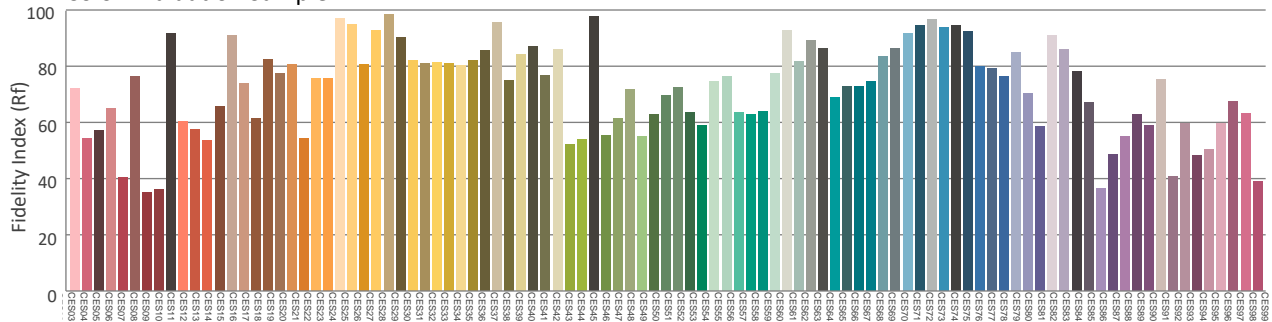
Rf by Hue



Local Chroma Shift by Hue



Color Evaluation Sample



# Photometric & Chromaticity Report

Maverick Force 2 Beam Wash: Full Flood - Full Power - Cali Off - Full

## Report Summary

### Measurements

Fixture Output: 9183 lm  
Fixture Peak: 31687 cd  
Fixture Efficacy: 16 lm/W  
Intensity @ 5m: 1267 lux  
Color Temperature: 0 K  
CRI: 0.0      CRI R9 Value: 0.0  
CQS: 0.0  
TLCI: n/a  
TM-30 Rf: 0.0  
TM-30 Rg: 0.0  
Beam Angle (50%): 33.6°  
Field Angle (10%): 44.1°  
Cutoff Angle (3%): 48.6°

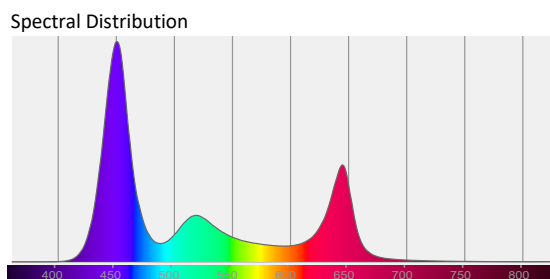
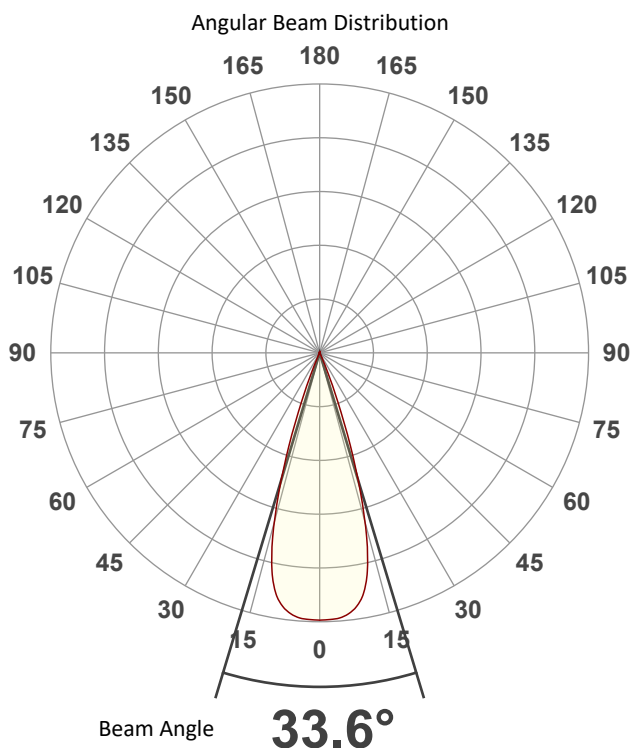


### Conditions

AC Supply: 116 V, 60.1 Hz  
Power: 573.92 W  
Current: 4.95 A  
Power Factor: 0.99

This data sheet conforms to American National Standard E1.9 – 2007 (R2017). All data was measured and calculated by a Viso Systems LabSpion Goniometer at the Chauvet PD Optics Laboratory in Sunrise, FL on 4/12/2023 to LM-63-2002 Standards.

## Overall Measurement



Tested Color (CIE 1931):

X: 0.239

Y: 0.174



Light Quality

CRI: 0.0

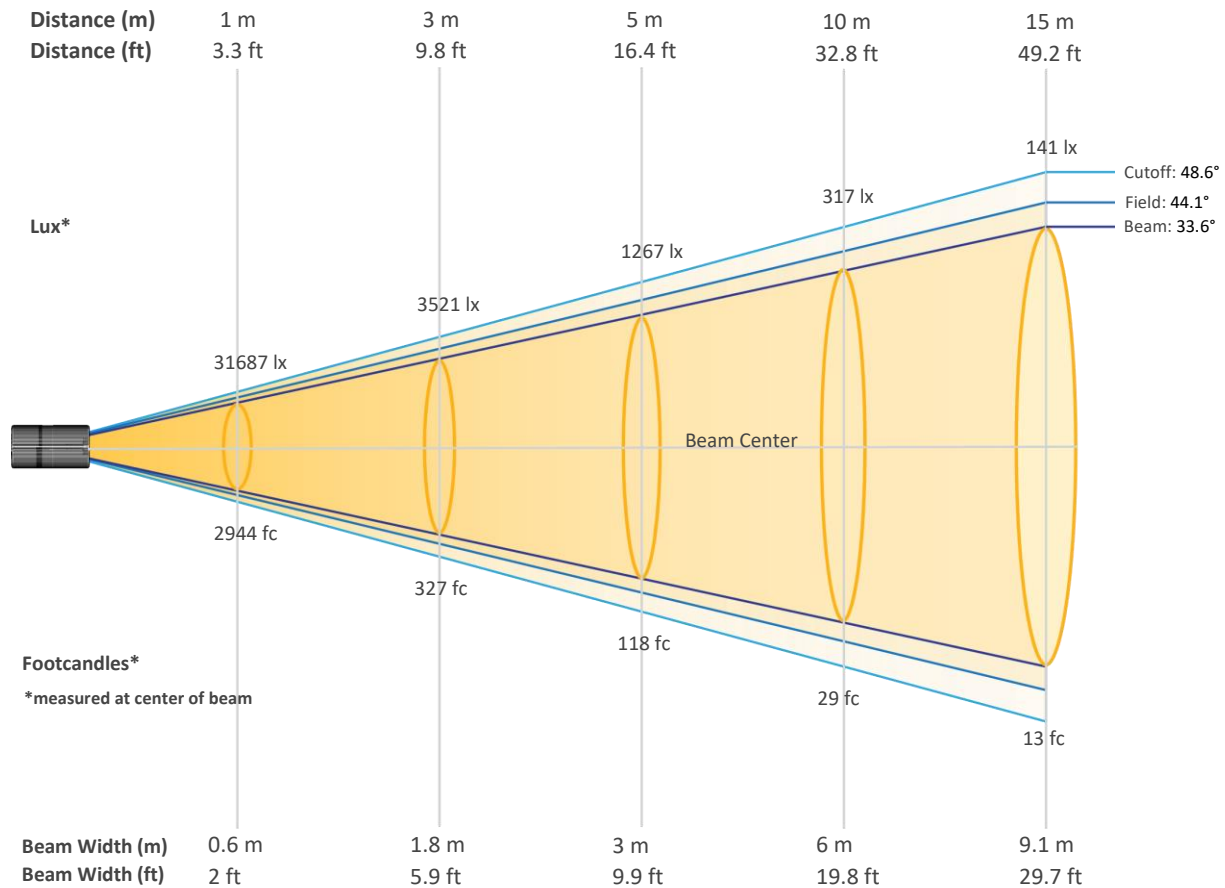
Color Temperature

0 K

# Photometric & Chromaticity Report

Maverick Force 2 Beam Wash: Full Flood - Full Power - Cali Off - Full

## Beam Details

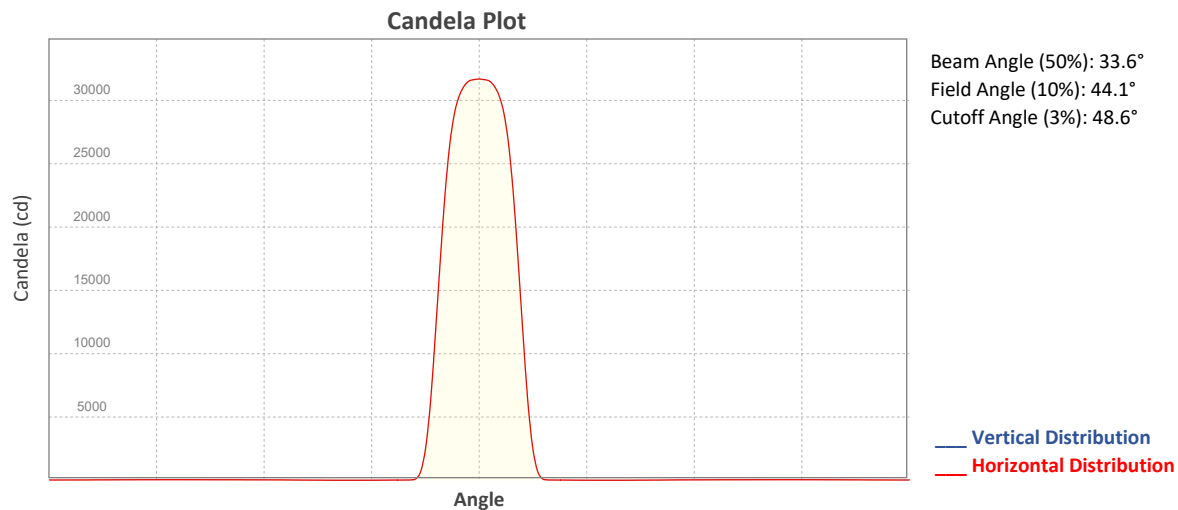


### Beam Intensities from 1-20m (3.3-65.6ft)

Distance	1m	2m	3m	4m	5m	6m	7m	8m	9m	10m
Lux	31687	7922	3521	1980	1267	880	647	495	391	317
Distance	11m	12m	13m	14m	15m	16m	17m	18m	19m	20m
Lux	262	220	187	162	141	124	110	98	88	79
Distance	3.3ft	6.6ft	9.8ft	13.1ft	16.4ft	19.7ft	23ft	26.2ft	29.5ft	32.8ft
FC	2944	736	327	184	118	82	60	46	36	29
Distance	36.1ft	39.4ft	42.7ft	45.9ft	49.2ft	52.5ft	55.8ft	59.1ft	62.3ft	65.6ft
FC	24	20	17	15	13	11	10	9	8	7

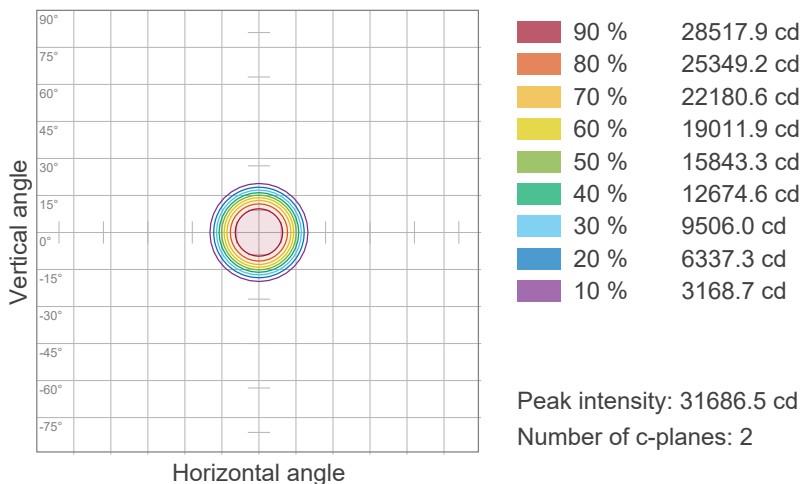
# Photometric & Chromaticity Report

Maverick Force 2 Beam Wash: Full Flood - Full Power - Cali Off - Full

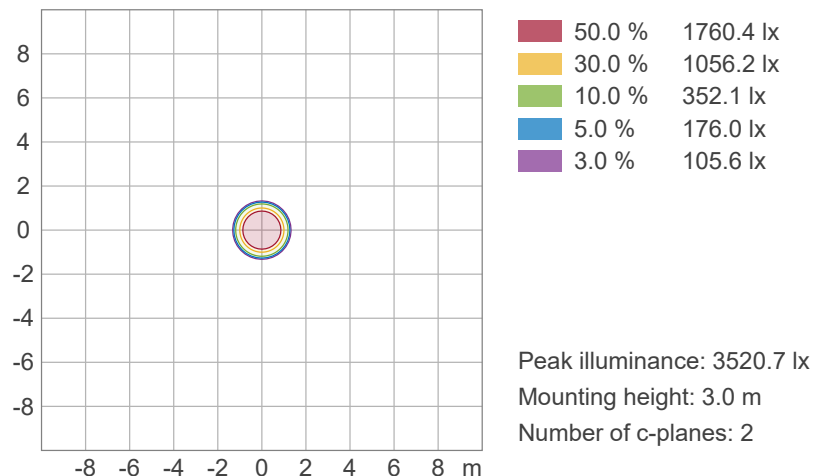


## ISO Diagrams

### ISO Candela Diagram



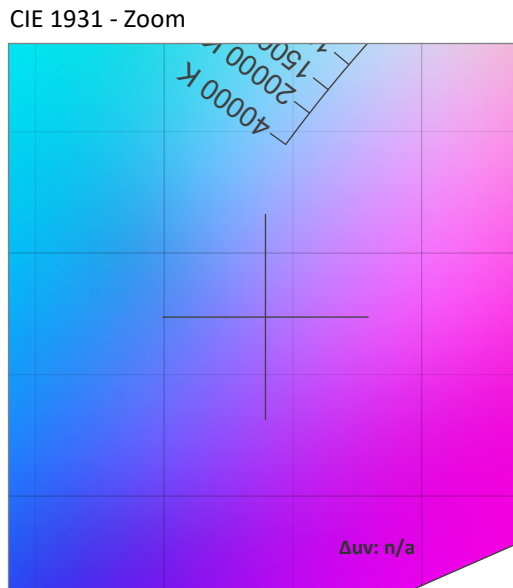
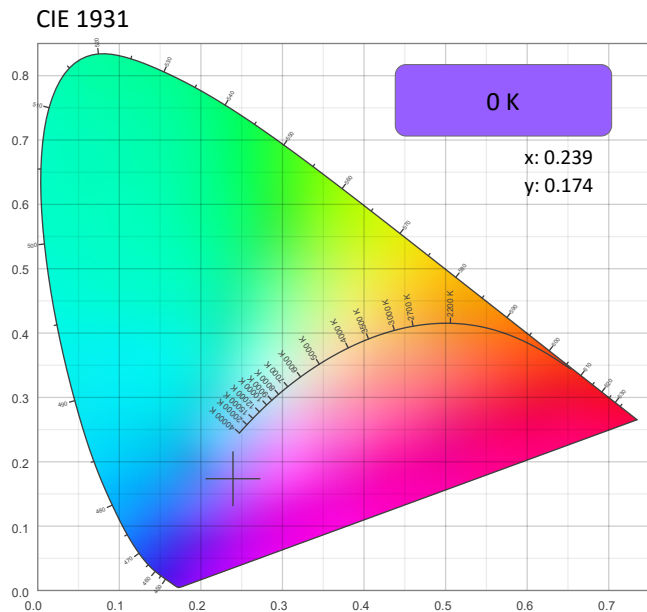
### ISO Lux Diagram



# Photometric & Chromaticity Report

Maverick Force 2 Beam Wash: Full Flood - Full Power - Cali Off - Full

## Chromaticity



### CRI: 0.0 (R1-R8)

0	0	0	0	0	0	0	0	0	0	0	0	0	0	0
R1	R2	R3	R4	R5	R6	R7	R8	R9	R10	R11	R12	R13	R14	R15

### CQS: 0.0

0	0	0	0	0	0	0	0	0	0	0	0	0	0	0
Q1	Q2	Q3	Q4	Q5	Q6	Q7	Q8	Q9	Q10	Q11	Q12	Q13	Q14	Q15

### Color Parameters

Color Temperature	Color Coordinate CIE 1931	Color Coordinate CIE 1931
CCT	x	y
0 K	0.239	0.174

Color Deviation from Black Body Curve	Color Coordinate CIE 1964	Color Coordinate CIE 1964
Δuv	y	u
n/a	0.174	0.208

Color Rendering Index	Red Component	Color Quality Scale
CRI	CRI - R9	CQS
0.0	0.0	0.0

Television Lighting Consistency Index	Color Fidelity	Color Gamut
TLCI	TM30 - Rf	TM30 Rg
n/a	0.0	0.0





# Photometric & Chromaticity Report


Maverick Force 2 Beam Wash: Full Flood - Full Power - Cali Off - Full

## TM-30 Details


**Rf 0.0**  
Fidelity Index (Rg)

**Rg 0.0**  
Gammut Index (Rg)

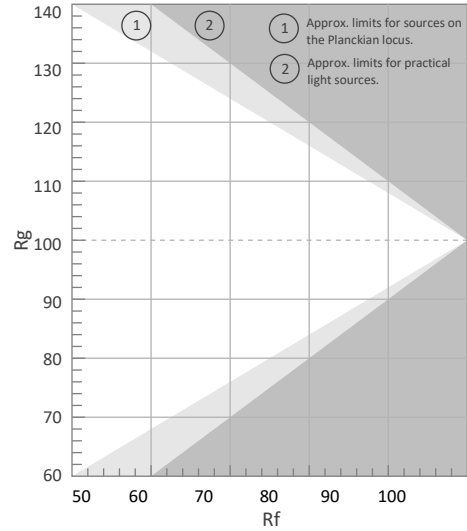
Color Vector Graphic




Color Distortion Graphic




Hue Bin	R <sub>f</sub>	Graphic shifts (%)	
		Chroma	Hue
1	0	0%	0%
2	0	0%	0%
3	0	0%	0%
4	0	0%	0%
5	0	0%	0%
6	0	0%	0%
7	0	0%	0%
8	0	0%	0%
9	0	0%	0%
10	0	0%	0%
11	0	0%	0%
12	0	0%	0%
13	0	0%	0%
14	0	0%	0%
15	0	0%	0%
16	0	0%	0%



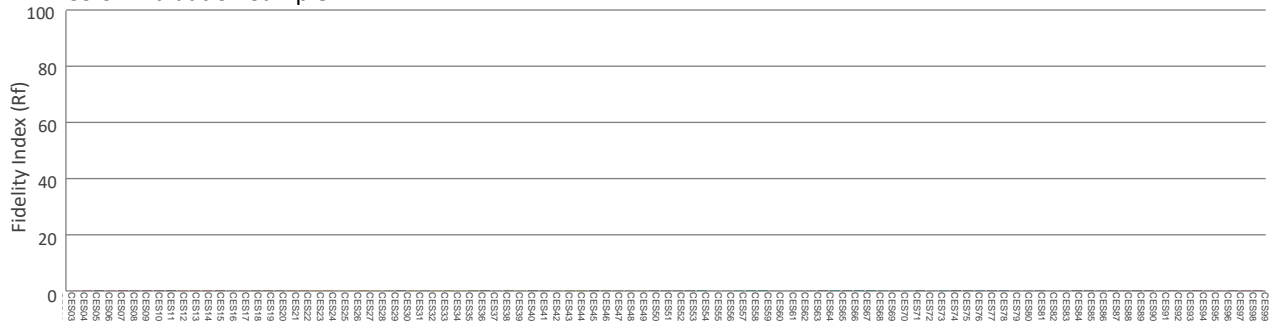
Rf by Hue



Local Chroma Shift by Hue



Color Evaluation Sample



# Photometric & Chromaticity Report

Maverick Force 2 Beam Wash: Full Flood - Full Power - Cali Off - Auto

## Report Summary

### Measurements

Fixture Output: 9042 lm  
Fixture Peak: 31238 cd  
Fixture Efficacy: 16 lm/W  
Intensity @ 5m: 1250 lux  
Color Temperature: 0 K  
CRI: 0.0      CRI R9 Value: 0.0  
CQS: 0.0  
TLCI: n/a  
TM-30 Rf: 0.0  
TM-30 Rg: 0.0  
Beam Angle (50%): 33.6°  
Field Angle (10%): 44.1°  
Cutoff Angle (3%): 48.9°

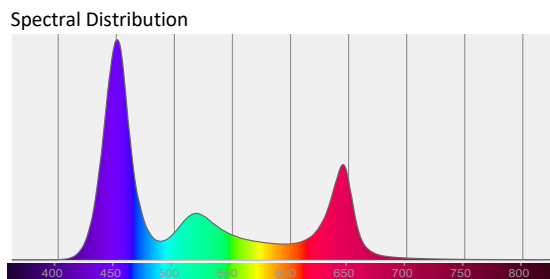
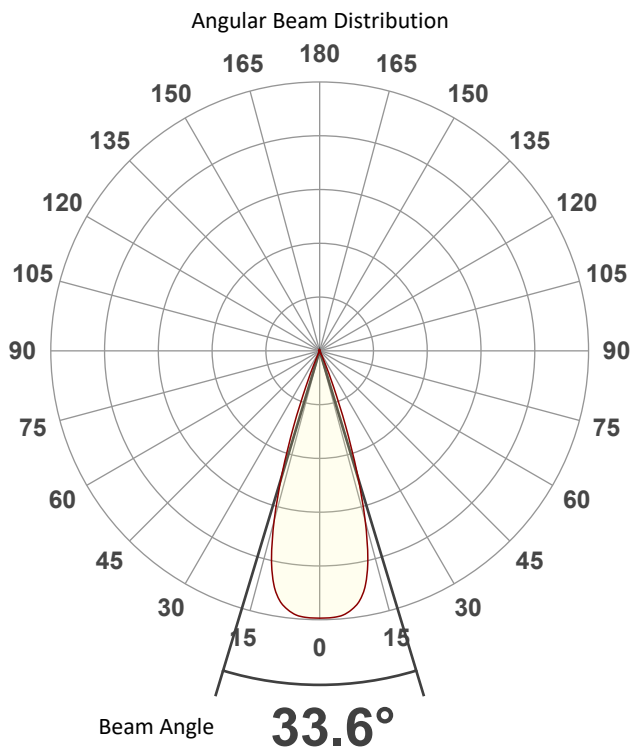


### Conditions

AC Supply: 116 V, 60 Hz  
Power: 573.83 W  
Current: 4.93 A  
Power Factor: 0.99

This data sheet conforms to American National Standard E1.9 – 2007 (R2017). All data was measured and calculated by a Viso Systems LabSpion Goniometer at the Chauvet PD Optics Laboratory in Sunrise, FL on 4/12/2023 to LM-63-2002 Standards.

## Overall Measurement



Tested Color (CIE 1931):

X: 0.238

Y: 0.174



Light Quality

CRI: 0.0

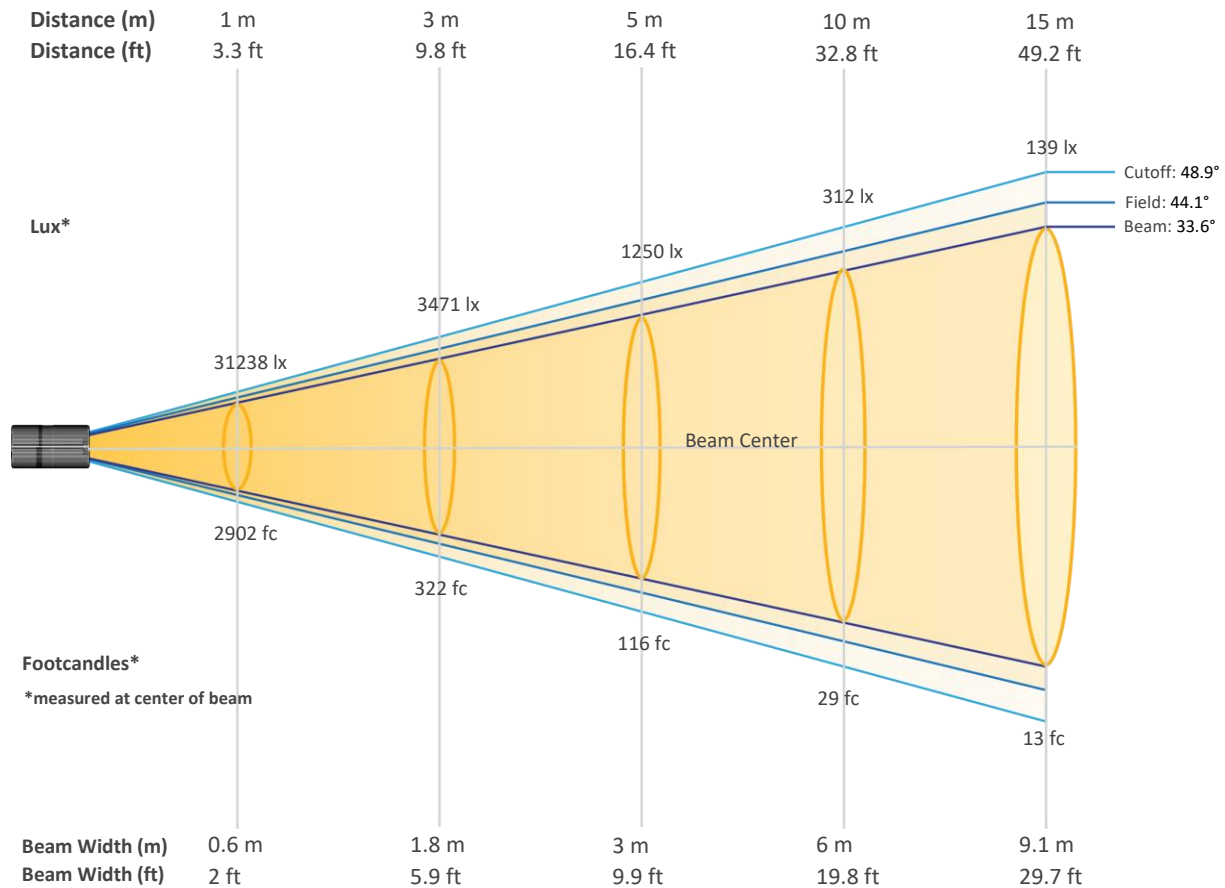
Color Temperature

0 K

# Photometric & Chromaticity Report

Maverick Force 2 Beam Wash: Full Flood - Full Power - Cali Off - Auto

## Beam Details

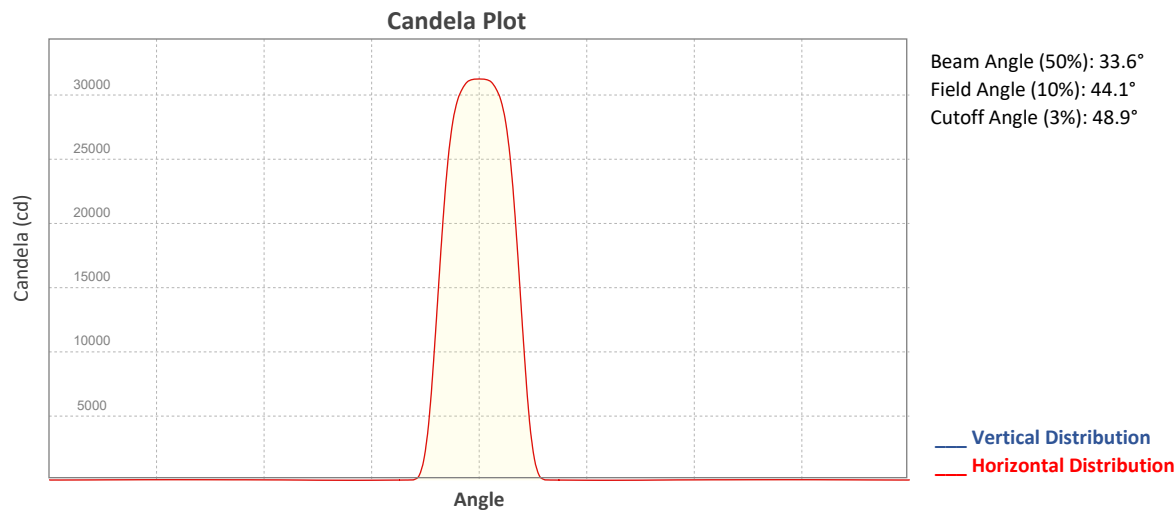


### Beam Intensities from 1-20m (3.3-65.6ft)

Distance	1m	2m	3m	4m	5m	6m	7m	8m	9m	10m
Lux	31238	7810	3471	1952	1250	868	638	488	386	312
Distance	11m	12m	13m	14m	15m	16m	17m	18m	19m	20m
Lux	258	217	185	159	139	122	108	96	87	78
Distance	3.3ft	6.6ft	9.8ft	13.1ft	16.4ft	19.7ft	23ft	26.2ft	29.5ft	32.8ft
FC	2902	726	322	181	116	81	59	45	36	29
Distance	36.1ft	39.4ft	42.7ft	45.9ft	49.2ft	52.5ft	55.8ft	59.1ft	62.3ft	65.6ft
FC	24	20	17	15	13	11	10	9	8	7

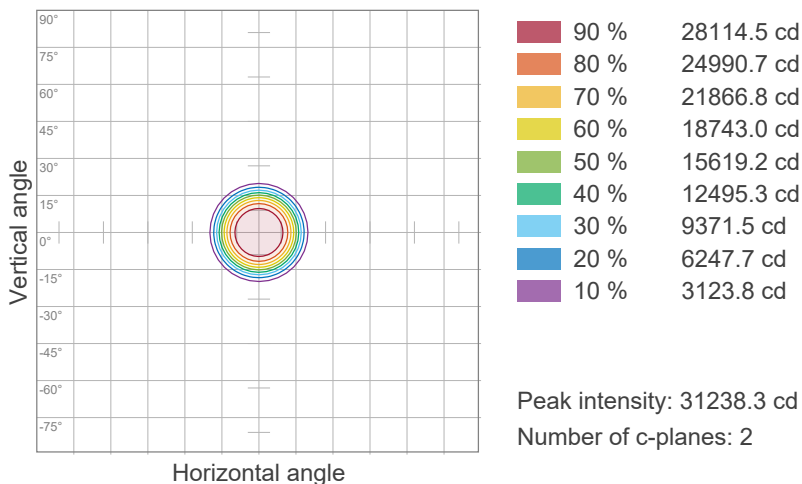
# Photometric & Chromaticity Report

Maverick Force 2 Beam Wash: Full Flood - Full Power - Cali Off - Auto

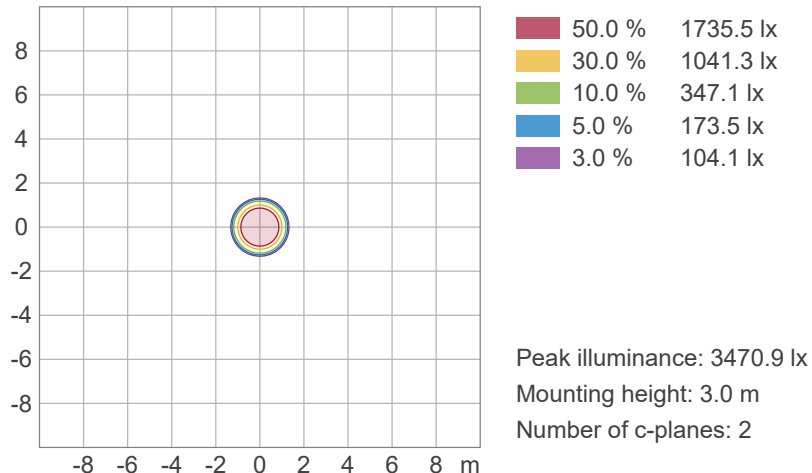


## ISO Diagrams

### ISO Candela Diagram



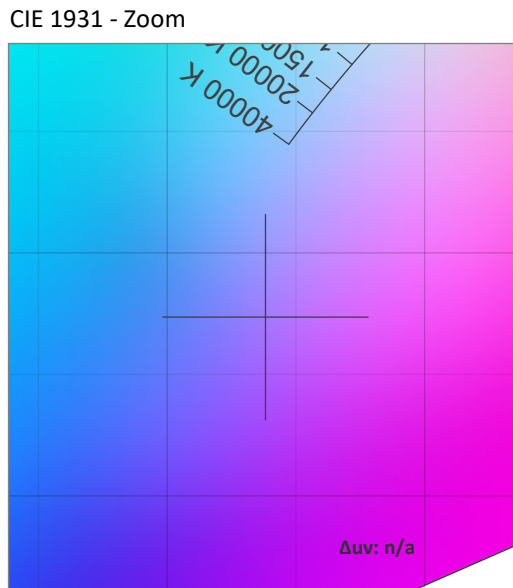
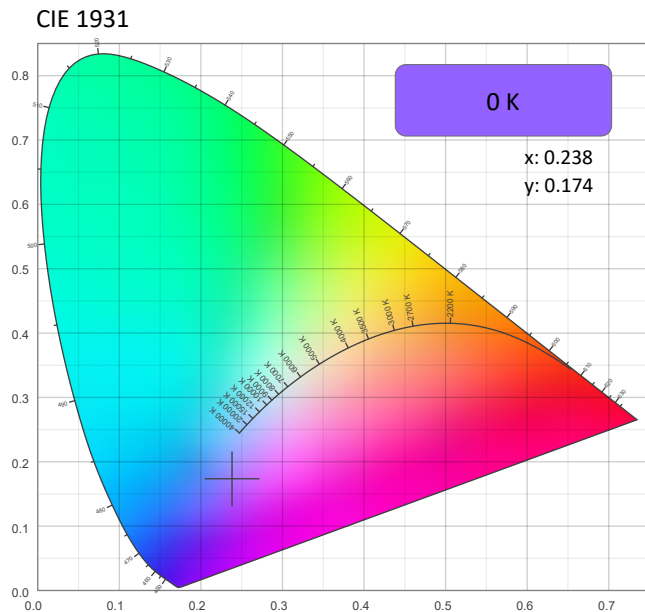
### ISO Lux Diagram



# Photometric & Chromaticity Report

Maverick Force 2 Beam Wash: Full Flood - Full Power - Cali Off - Auto

## Chromaticity



### CRI: 0.0 (R1-R8)

0	0	0	0	0	0	0	0	0	0	0	0	0	0	0
R1	R2	R3	R4	R5	R6	R7	R8	R9	R10	R11	R12	R13	R14	R15

### CQS: 0.0

0	0	0	0	0	0	0	0	0	0	0	0	0	0	0
Q1	Q2	Q3	Q4	Q5	Q6	Q7	Q8	Q9	Q10	Q11	Q12	Q13	Q14	Q15

### Color Parameters

Color Temperature	Color Coordinate CIE 1931	Color Coordinate CIE 1931
CCT	x	y
0 K	0.238	0.174

Color Deviation from Black Body Curve	Color Coordinate CIE 1964	Color Coordinate CIE 1964
Δuv	y	u
n/a	0.174	0.207

Color Rendering Index	Red Component	Color Quality Scale
CRI	CRI - R9	CQS
0.0	0.0	0.0

Television Lighting Consistency Index	Color Fidelity	Color Gamut
TLCI	TM30 - Rf	TM30 Rg
n/a	0.0	0.0



# Photometric & Chromaticity Report

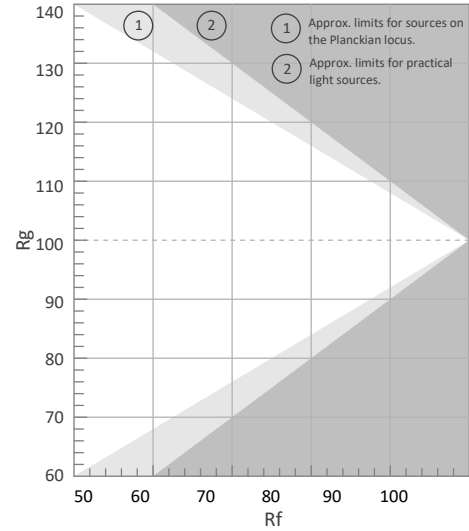
Maverick Force 2 Beam Wash: Full Flood - Full Power - Cali Off - Auto

## TM-30 Details

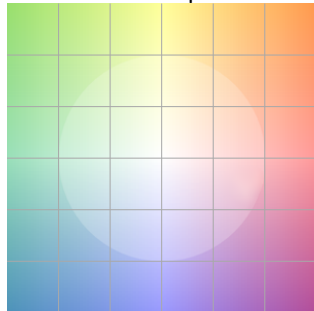
**Rf 0.0**  
Fidelity Index (Rg)

**Rg 0.0**  
Gammut Index (Rg)


Hue Bin	R <sub>f</sub>	Graphic shifts (%)	
		Chroma	Hue
1	0	0%	0%
2	0	0%	0%
3	0	0%	0%
4	0	0%	0%
5	0	0%	0%
6	0	0%	0%
7	0	0%	0%
8	0	0%	0%
9	0	0%	0%
10	0	0%	0%
11	0	0%	0%
12	0	0%	0%
13	0	0%	0%
14	0	0%	0%
15	0	0%	0%
16	0	0%	0%



Color Vector Graphic




Color Distortion Graphic



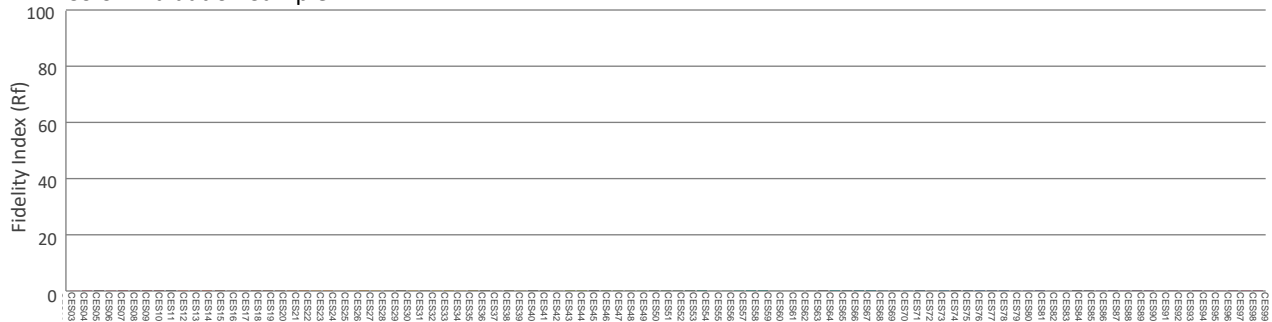
R<sub>f</sub> by Hue



Local Chroma Shift by Hue



Color Evaluation Sample



# Photometric & Chromaticity Report

Maverick Force 2 Beam Wash: Full Flood - Full Power - Cali Off - ECO

## Report Summary

### Measurements

Fixture Output: 9038 lm  
Fixture Peak: 31205 cd  
Fixture Efficacy: 16 lm/W  
Intensity @ 5m: 1248 lux  
Color Temperature: 0 K  
CRI: 0.0      CRI R9 Value: 0.0  
CQS: 0.0  
TLCI: n/a  
TM-30 Rf: 0.0  
TM-30 Rg: 0.0  
Beam Angle (50%): 33.6°  
Field Angle (10%): 44.2°  
Cutoff Angle (3%): 49.2°

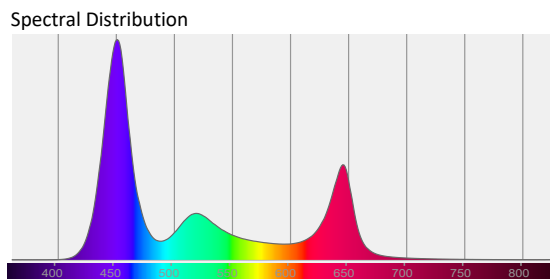
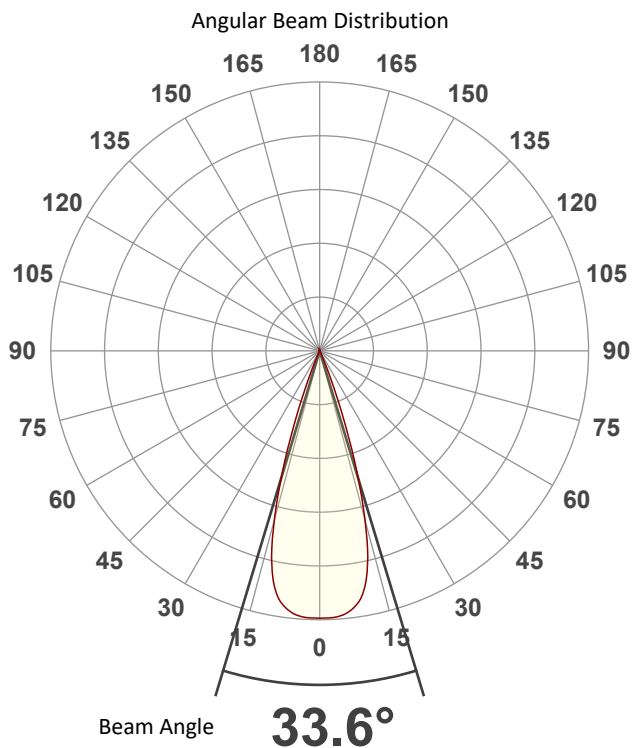


### Conditions

AC Supply: 116 V, 60.1 Hz  
Power: 573.33 W  
Current: 4.94 A  
Power Factor: 0.99

This data sheet conforms to American National Standard E1.9 – 2007 (R2017). All data was measured and calculated by a Viso Systems LabSpion Goniometer at the Chauvet PD Optics Laboratory in Sunrise, FL on 4/12/2023 to LM-63-2002 Standards.

## Overall Measurement



Tested Color (CIE 1931):

X: 0.238

Y: 0.174



Light Quality

CRI: 0.0

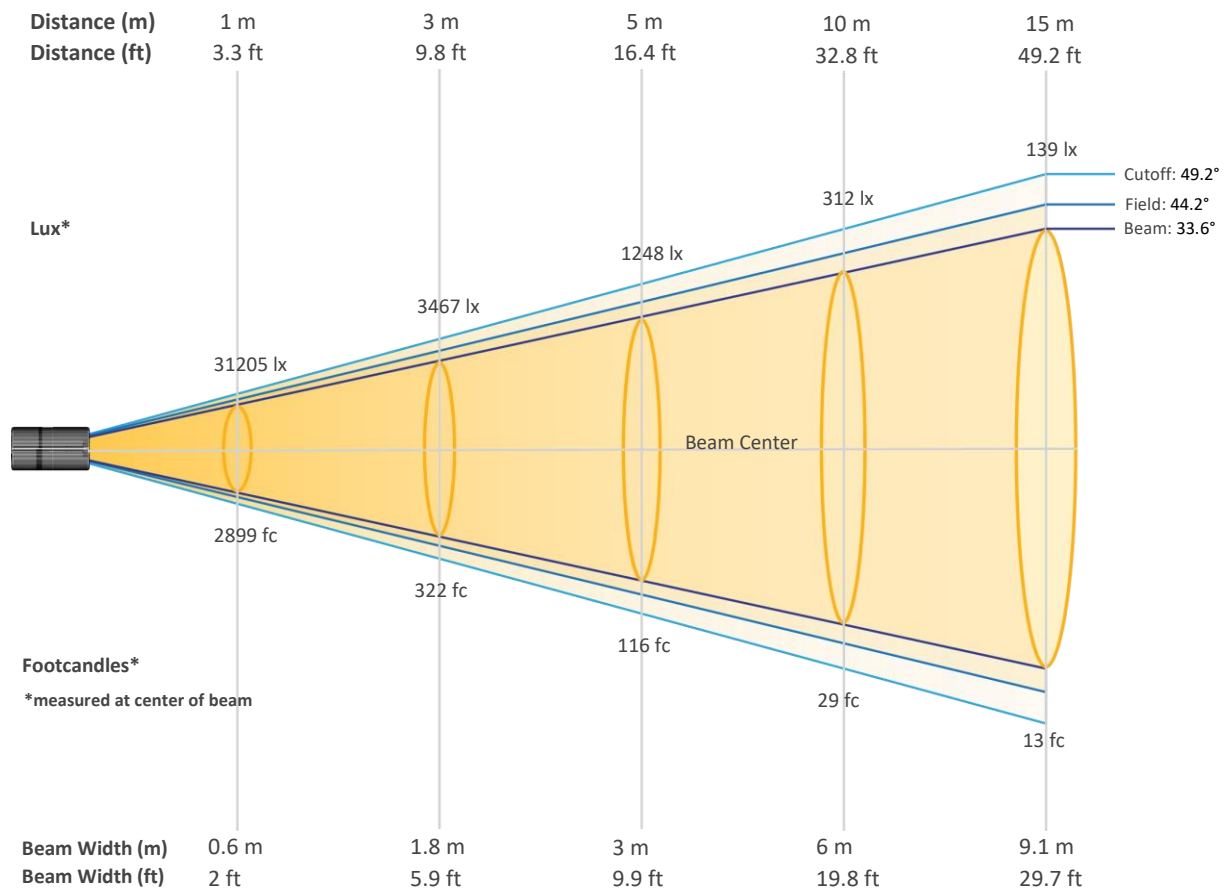
Color Temperature

0 K

# Photometric & Chromaticity Report

Maverick Force 2 Beam Wash: Full Flood - Full Power - Cali Off - ECO

## Beam Details



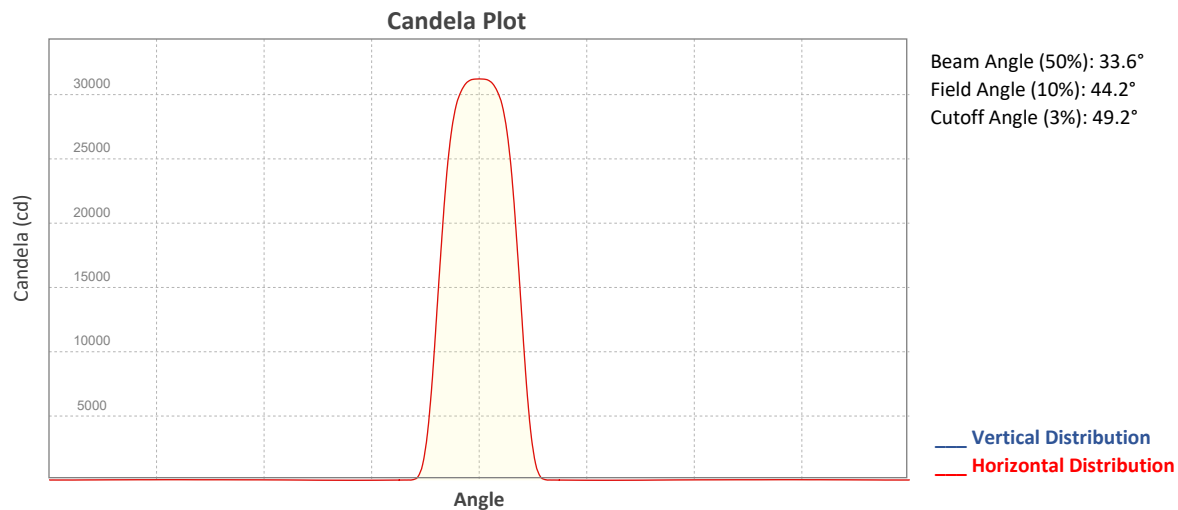
### Beam Intensities from 1-20m (3.3-65.6ft)

Distance	1m	2m	3m	4m	5m	6m	7m	8m	9m	10m
Lux	31205	7801	3467	1950	1248	867	637	488	385	312
<b>Distance</b>	<b>11m</b>	<b>12m</b>	<b>13m</b>	<b>14m</b>	<b>15m</b>	<b>16m</b>	<b>17m</b>	<b>18m</b>	<b>19m</b>	<b>20m</b>
Lux	258	217	185	159	139	122	108	96	86	78
<b>Distance</b>	<b>3.3ft</b>	<b>6.6ft</b>	<b>9.8ft</b>	<b>13.1ft</b>	<b>16.4ft</b>	<b>19.7ft</b>	<b>23ft</b>	<b>26.2ft</b>	<b>29.5ft</b>	<b>32.8ft</b>
FC	2899	725	322	181	116	81	59	45	36	29
<b>Distance</b>	<b>36.1ft</b>	<b>39.4ft</b>	<b>42.7ft</b>	<b>45.9ft</b>	<b>49.2ft</b>	<b>52.5ft</b>	<b>55.8ft</b>	<b>59.1ft</b>	<b>62.3ft</b>	<b>65.6ft</b>
FC	24	20	17	15	13	11	10	9	8	7



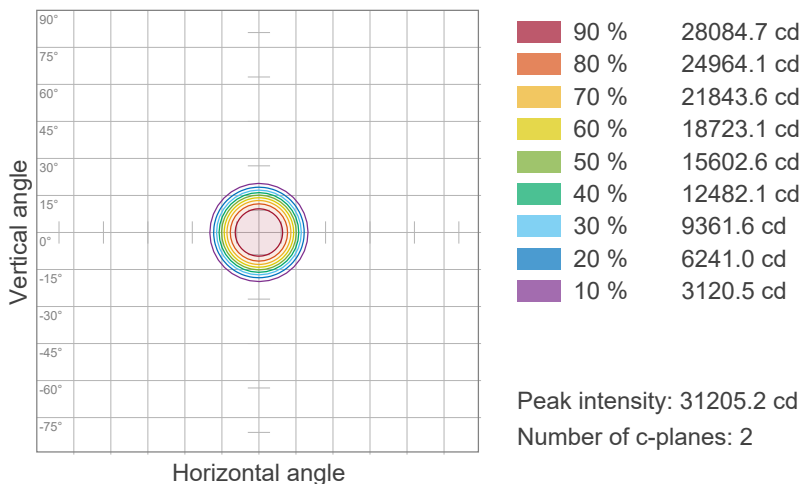
# Photometric & Chromaticity Report

Maverick Force 2 Beam Wash: Full Flood - Full Power - Cali Off - ECO

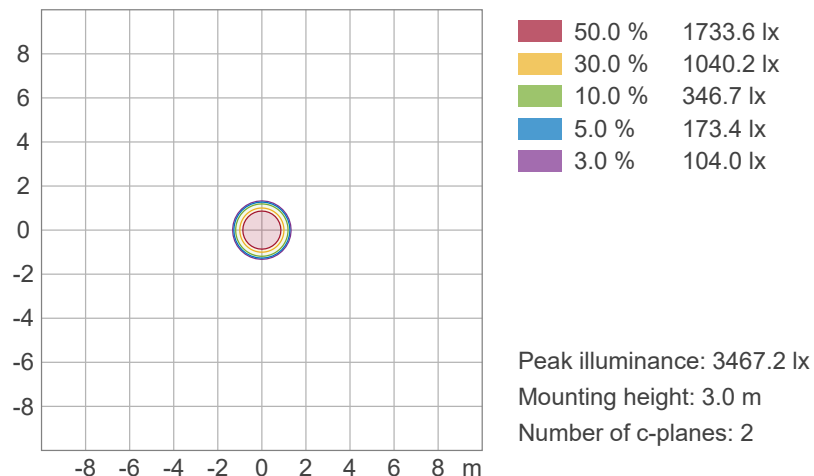


## ISO Diagrams

### ISO Candela Diagram



### ISO Lux Diagram





# Photometric & Chromaticity Report

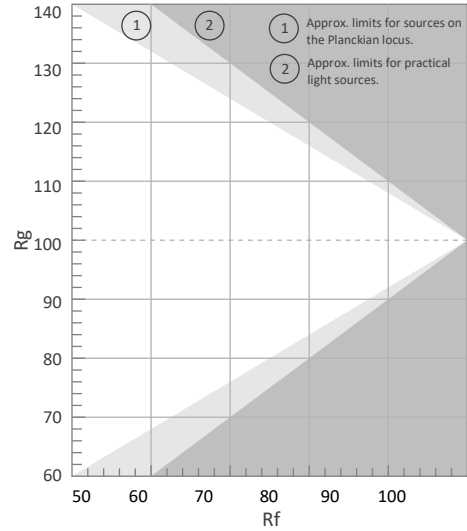
Maverick Force 2 Beam Wash: Full Flood - Full Power - Cali Off - ECO

## TM-30 Details

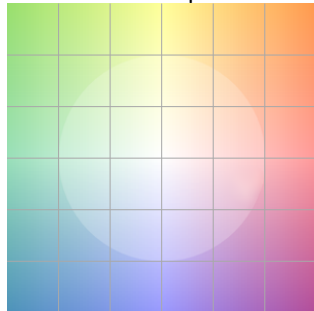
**Rf 0.0**  
Fidelity Index (Rg)

**Rg 0.0**  
Gammut Index (Rg)


Hue Bin	R <sub>f</sub>	Graphic shifts (%)	
		Chroma	Hue
1	0	0%	0%
2	0	0%	0%
3	0	0%	0%
4	0	0%	0%
5	0	0%	0%
6	0	0%	0%
7	0	0%	0%
8	0	0%	0%
9	0	0%	0%
10	0	0%	0%
11	0	0%	0%
12	0	0%	0%
13	0	0%	0%
14	0	0%	0%
15	0	0%	0%
16	0	0%	0%




Color Vector Graphic




Color Distortion Graphic



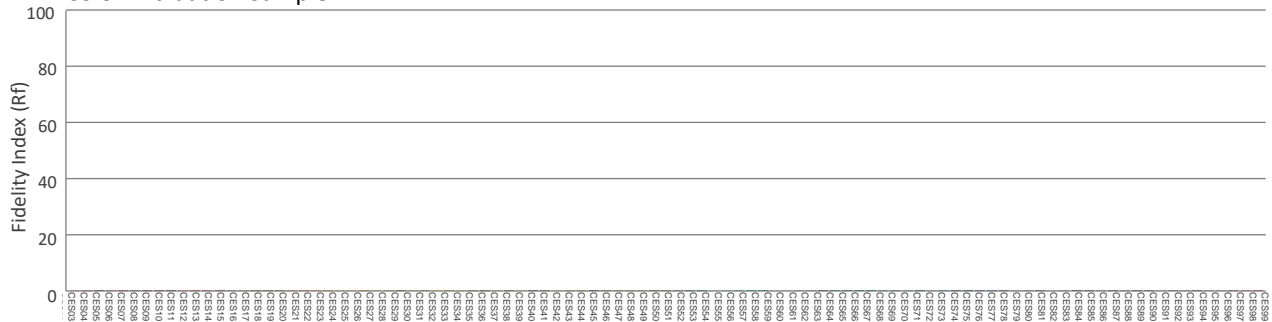
R<sub>f</sub> by Hue



Local Chroma Shift by Hue



Color Evaluation Sample



# Photometric & Chromaticity Report

Maverick Force 2 Beam Wash: Full Flood - Full Power - Cali Off - TV25

## Report Summary

### Measurements

Fixture Output: 5021 lm  
Fixture Peak: 17312 cd  
Fixture Efficacy: 10 lm/W  
Intensity @ 5m: 692 lux  
Color Temperature: 0 K  
CRI: 0.0      CRI R9 Value: 0.0  
CQS: 0.0  
TLCI: n/a  
TM-30 Rf: 0.0  
TM-30 Rg: 0.0  
Beam Angle (50%): 33.6°  
Field Angle (10%): 44.2°  
Cutoff Angle (3%): 49.1°

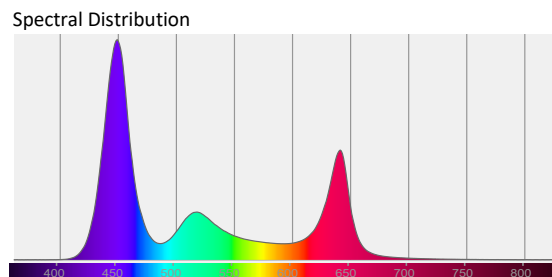
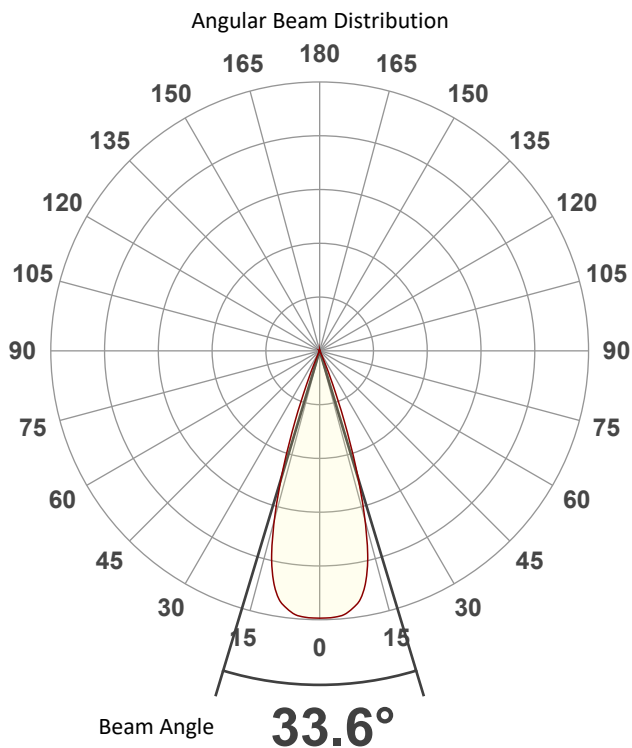


### Conditions

AC Supply: 117 V, 60 Hz  
Power: 488.88 W  
Current: 4.17 A  
Power Factor: 0.99

This data sheet conforms to American National Standard E1.9 – 2007 (R2017). All data was measured and calculated by a Viso Systems LabSpion Goniometer at the Chauvet PD Optics Laboratory in Sunrise, FL on 4/12/2023 to LM-63-2002 Standards.

## Overall Measurement



Tested Color (CIE 1931):

X: 0.249

Y: 0.176



Light Quality

CRI: 0.0

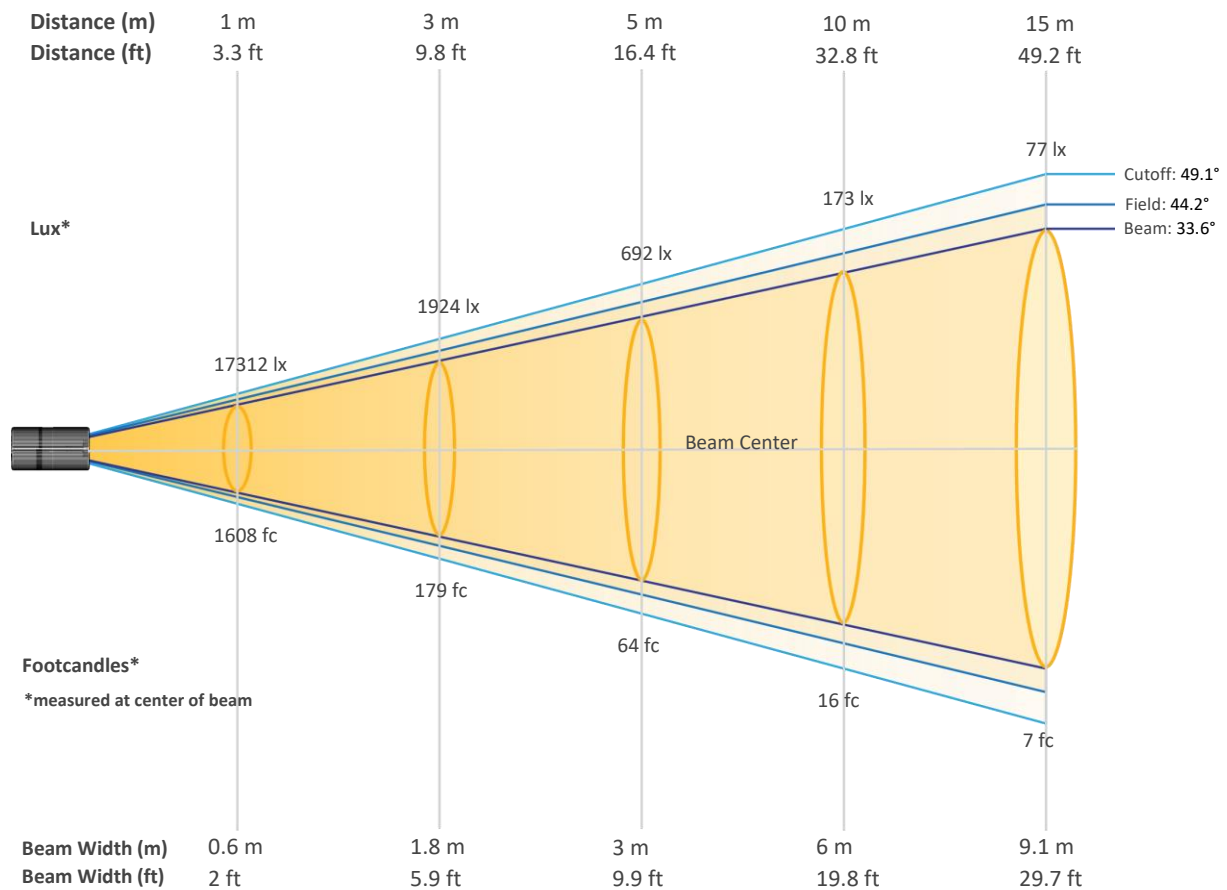
Color Temperature

0 K

# Photometric & Chromaticity Report

Maverick Force 2 Beam Wash: Full Flood - Full Power - Cali Off - TV25

## Beam Details

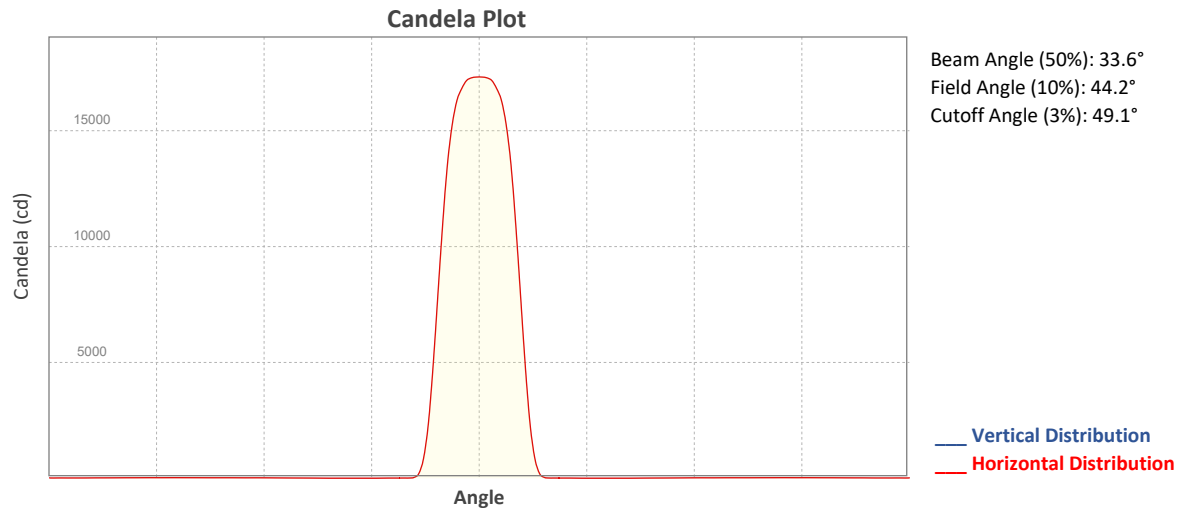


### Beam Intensities from 1-20m (3.3-65.6ft)

Distance	1m	2m	3m	4m	5m	6m	7m	8m	9m	10m
Lux	17312	4328	1924	1082	692	481	353	271	214	173
<b>Distance</b>	<b>11m</b>	<b>12m</b>	<b>13m</b>	<b>14m</b>	<b>15m</b>	<b>16m</b>	<b>17m</b>	<b>18m</b>	<b>19m</b>	<b>20m</b>
Lux	143	120	102	88	77	68	60	53	48	43
<b>Distance</b>	<b>3.3ft</b>	<b>6.6ft</b>	<b>9.8ft</b>	<b>13.1ft</b>	<b>16.4ft</b>	<b>19.7ft</b>	<b>23ft</b>	<b>26.2ft</b>	<b>29.5ft</b>	<b>32.8ft</b>
FC	1608	402	179	101	64	45	33	25	20	16
<b>Distance</b>	<b>36.1ft</b>	<b>39.4ft</b>	<b>42.7ft</b>	<b>45.9ft</b>	<b>49.2ft</b>	<b>52.5ft</b>	<b>55.8ft</b>	<b>59.1ft</b>	<b>62.3ft</b>	<b>65.6ft</b>
FC	13	11	10	8	7	6	6	5	4	4

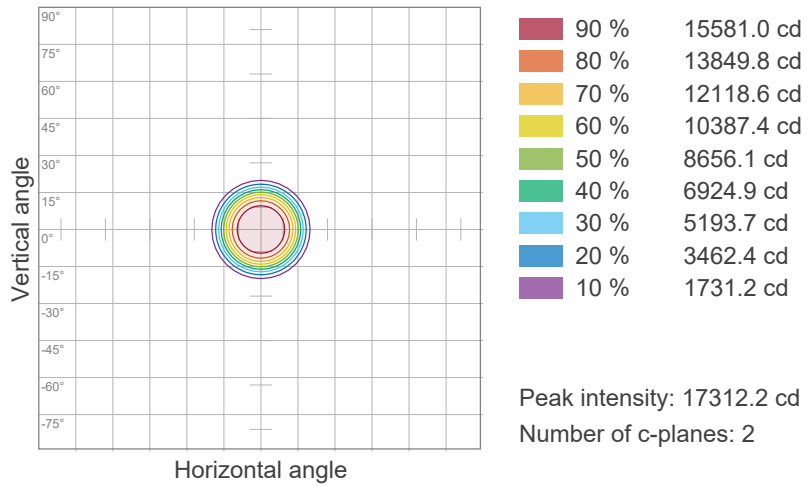
# Photometric & Chromaticity Report

Maverick Force 2 Beam Wash: Full Flood - Full Power - Cali Off - TV25

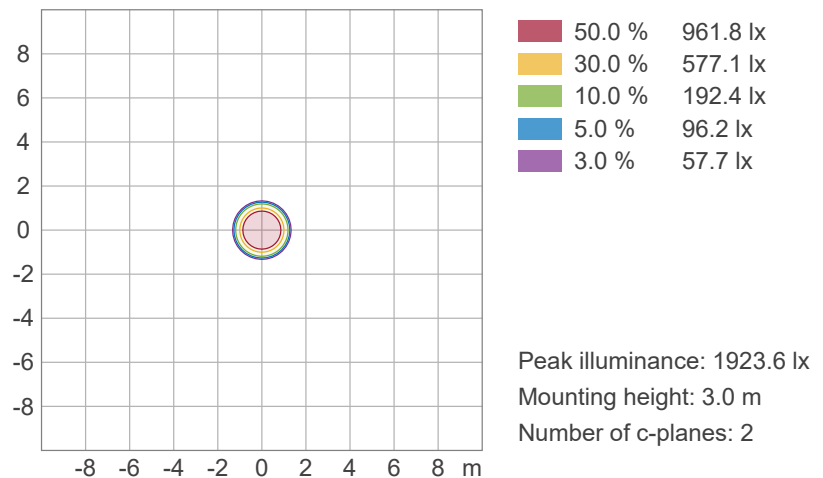


## ISO Diagrams

### ISO Candela Diagram



### ISO Lux Diagram





# Photometric & Chromaticity Report

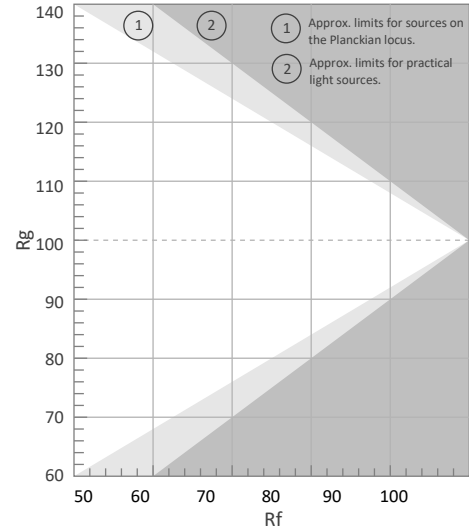
Maverick Force 2 Beam Wash: Full Flood - Full Power - Cali Off - TV25

## TM-30 Details


**Rf 0.0**  
Fidelity Index (Rg)

**Rg 0.0**  
Gammut Index (Rg)


Hue Bin	R <sub>f</sub>	Graphic shifts (%)	
		Chroma	Hue
1	0	0%	0%
2	0	0%	0%
3	0	0%	0%
4	0	0%	0%
5	0	0%	0%
6	0	0%	0%
7	0	0%	0%
8	0	0%	0%
9	0	0%	0%
10	0	0%	0%
11	0	0%	0%
12	0	0%	0%
13	0	0%	0%
14	0	0%	0%
15	0	0%	0%
16	0	0%	0%




Color Vector Graphic




Color Distortion Graphic



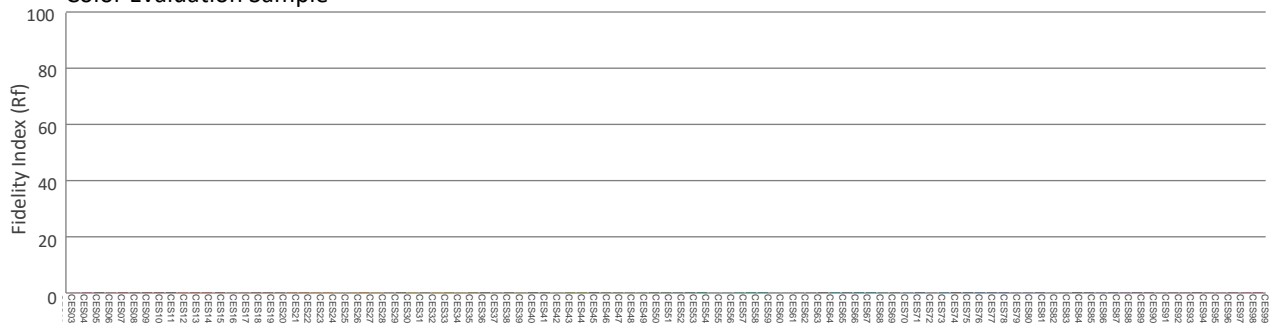
R<sub>f</sub> by Hue



Local Chroma Shift by Hue



Color Evaluation Sample





# Photometric & Chromaticity Report

Maverick Force 2 Beam Wash: Full Flood - Full Power - Cali Off - TV35

## Report Summary

### Measurements

Fixture Output: 4033 lm  
Fixture Peak: 13929 cd  
Fixture Efficacy: 9 lm/W  
Intensity @ 5m: 557 lux  
Color Temperature: 0 K  
CRI: 0.0      CRI R9 Value: 0.0  
CQS: 0.0  
TLCI: n/a  
TM-30 Rf: 0.0  
TM-30 Rg: 0.0  
Beam Angle (50%): 33.6°  
Field Angle (10%): 44.2°  
Cutoff Angle (3%): 49.1°

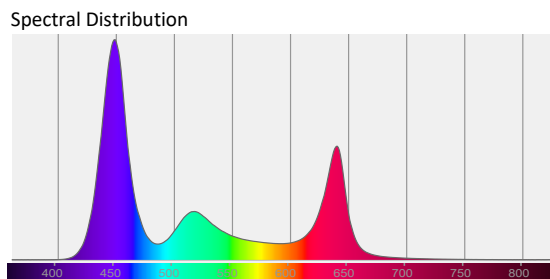
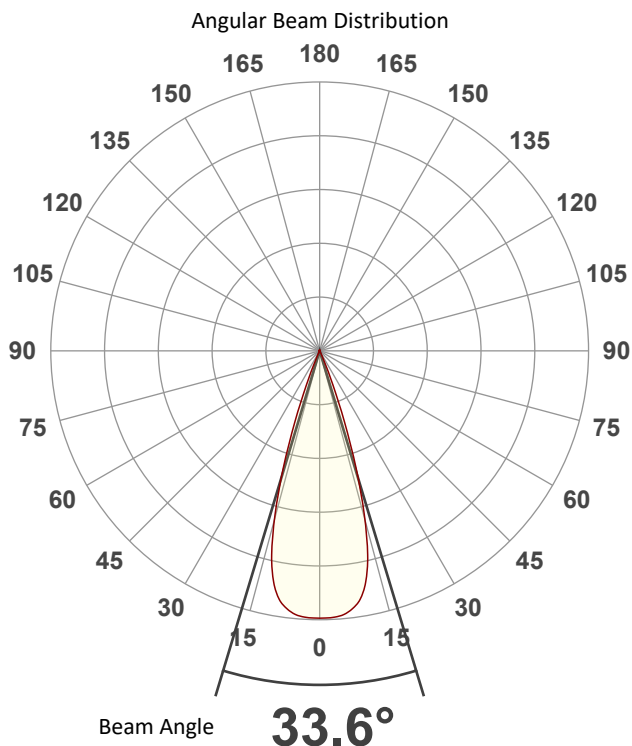


### Conditions

AC Supply: 117 V, 60 Hz  
Power: 473.54 W  
Current: 4.05 A  
Power Factor: 0.99

This data sheet conforms to American National Standard E1.9 – 2007 (R2017). All data was measured and calculated by a Viso Systems LabSpion Goniometer at the Chauvet PD Optics Laboratory in Sunrise, FL on 4/12/2023 to LM-63-2002 Standards.

## Overall Measurement



Tested Color (CIE 1931):

X: 0.251

Y: 0.177



Light Quality

CRI: 0.0

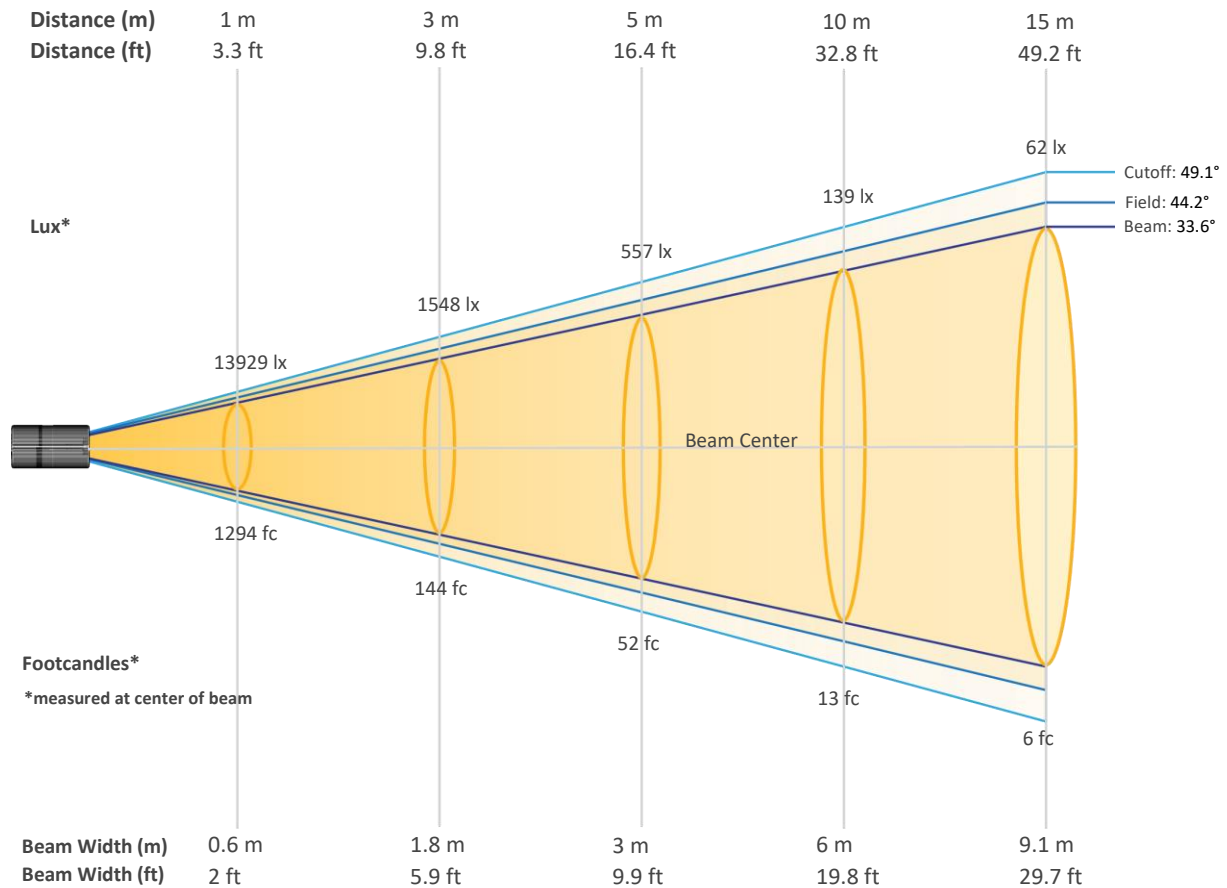
Color Temperature

0 K

# Photometric & Chromaticity Report

Maverick Force 2 Beam Wash: Full Flood - Full Power - Cali Off - TV35

## Beam Details

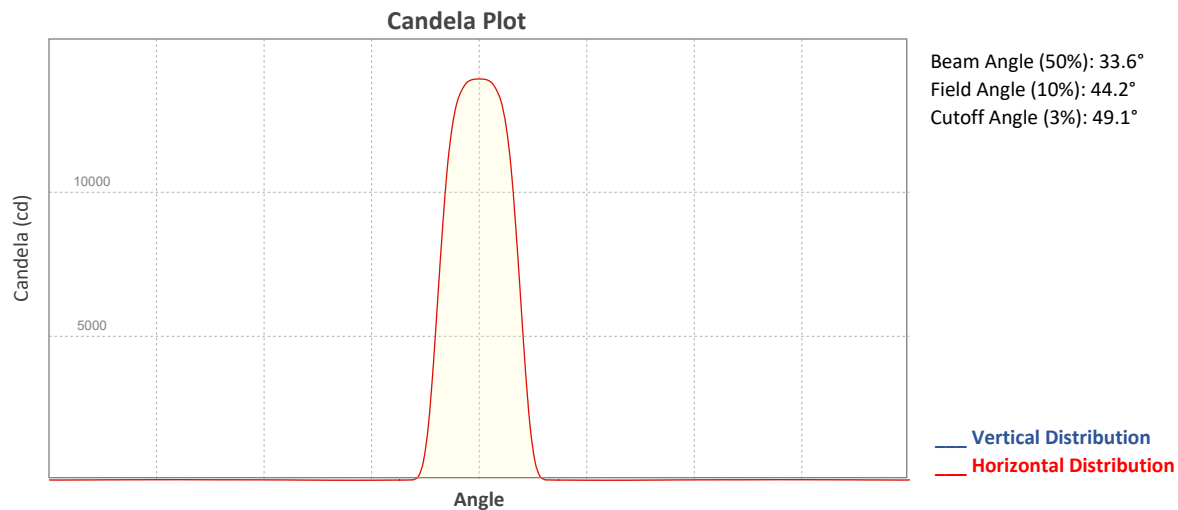


### Beam Intensities from 1-20m (3.3-65.6ft)

Distance	1m	2m	3m	4m	5m	6m	7m	8m	9m	10m
Lux	13929	3482	1548	871	557	387	284	218	172	139
Distance	11m	12m	13m	14m	15m	16m	17m	18m	19m	20m
Lux	115	97	82	71	62	54	48	43	39	35
Distance	3.3ft	6.6ft	9.8ft	13.1ft	16.4ft	19.7ft	23ft	26.2ft	29.5ft	32.8ft
FC	1294	324	144	81	52	36	26	20	16	13
Distance	36.1ft	39.4ft	42.7ft	45.9ft	49.2ft	52.5ft	55.8ft	59.1ft	62.3ft	65.6ft
FC	11	9	8	7	6	5	4	4	4	3

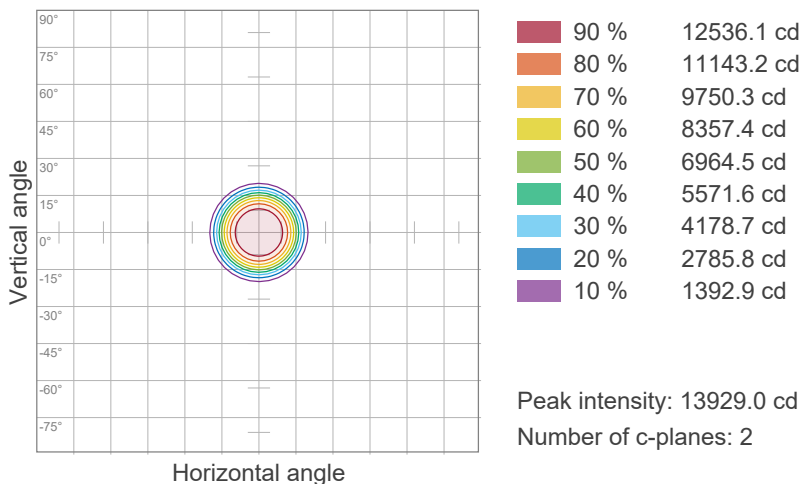
# Photometric & Chromaticity Report

Maverick Force 2 Beam Wash: Full Flood - Full Power - Cali Off - TV35

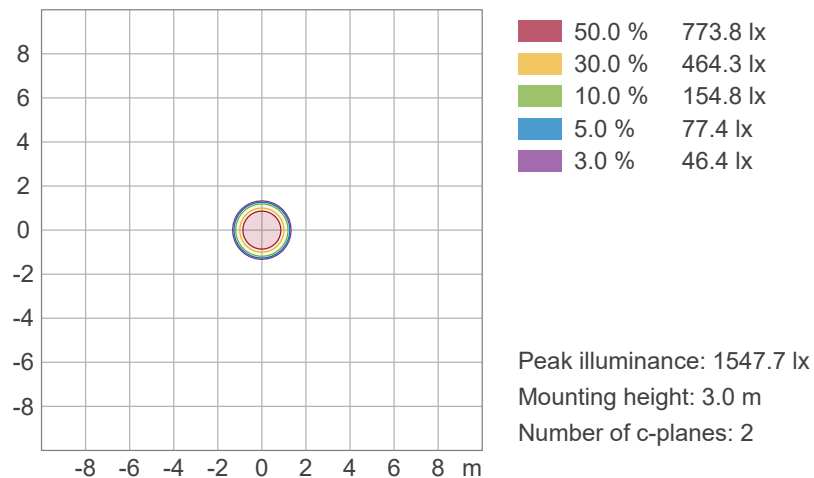


## ISO Diagrams

### ISO Candela Diagram



### ISO Lux Diagram





# Photometric & Chromaticity Report

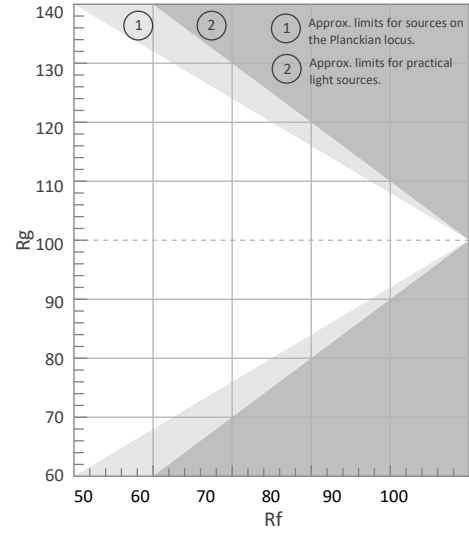
Maverick Force 2 Beam Wash: Full Flood - Full Power - Cali Off - TV35

## TM-30 Details


**Rf 0.0**  
Fidelity Index (Rg)

**Rg 0.0**  
Gammut Index (Rg)


Hue Bin	R <sub>f</sub>	Graphic shifts (%)	
		Chroma	Hue
1	0	0%	0%
2	0	0%	0%
3	0	0%	0%
4	0	0%	0%
5	0	0%	0%
6	0	0%	0%
7	0	0%	0%
8	0	0%	0%
9	0	0%	0%
10	0	0%	0%
11	0	0%	0%
12	0	0%	0%
13	0	0%	0%
14	0	0%	0%
15	0	0%	0%
16	0	0%	0%




Color Vector Graphic



Color Distortion Graphic



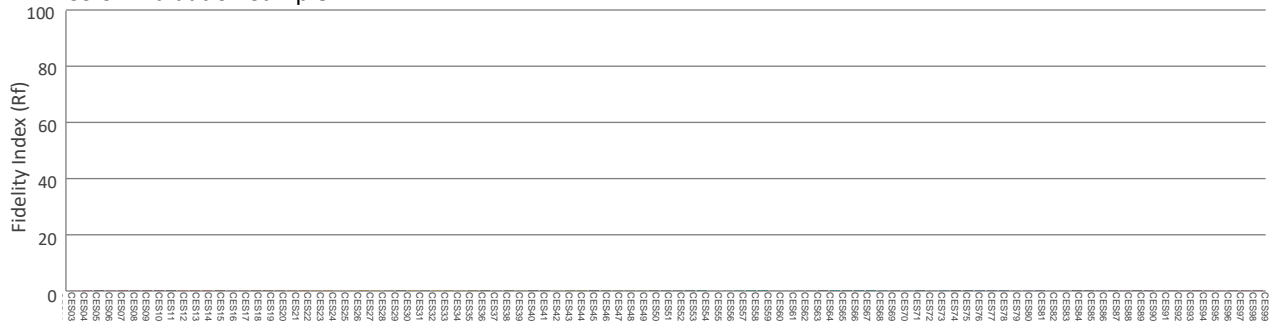
Rf by Hue



Local Chroma Shift by Hue



Color Evaluation Sample



# Photometric & Chromaticity Report

Maverick Force 2 Beam Wash: Full Spot - Full Power - Cali On - Full

## Report Summary

### Measurements

Fixture Output: 4259 lm  
Fixture Peak: 839688 cd  
Fixture Efficacy: 9 lm/W  
Intensity @ 5m: 33588 lux  
Color Temperature: 7576 K  
CRI: 58.6    CRI R9 Value: -126.8  
CQS: 80.3  
TLCI: 45  
TM-30 Rf: 73.6  
TM-30 Rg: 123.1  
Beam Angle (50%): 4°  
Field Angle (10%): 6.4°  
Cutoff Angle (3%): 7.5°

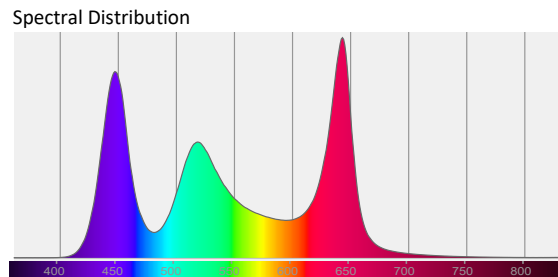
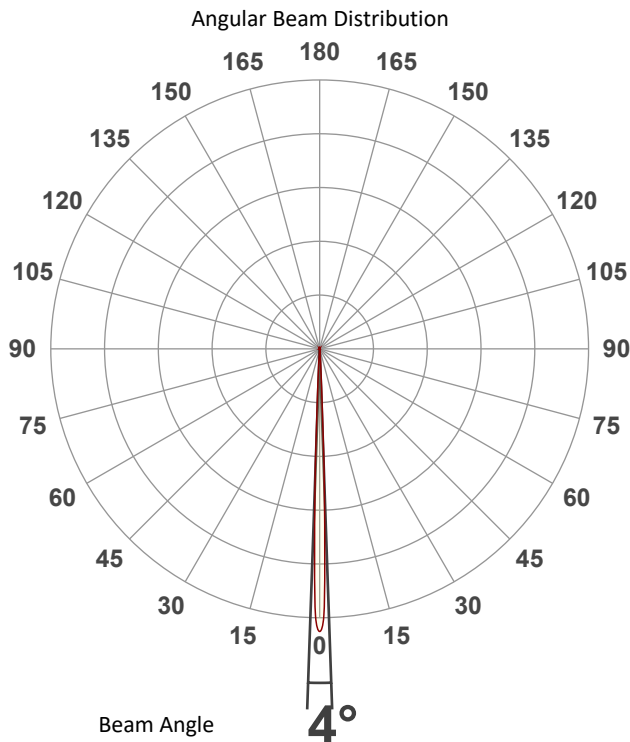


### Conditions

AC Supply: 117 V, 60 Hz  
Power: 456.32 W  
Current: 3.91 A  
Power Factor: 0.99

This data sheet conforms to American National Standard E1.9 – 2007 (R2017). All data was measured and calculated by a Viso Systems LabSpion Goniometer at the Chauvet PD Optics Laboratory in Sunrise, FL on 4/12/2023 to LM-63-2002 Standards.

## Overall Measurement



Tested Color (CIE 1931):

X: 0.304

Y: 0.292



Light Quality

CRI: 58.6

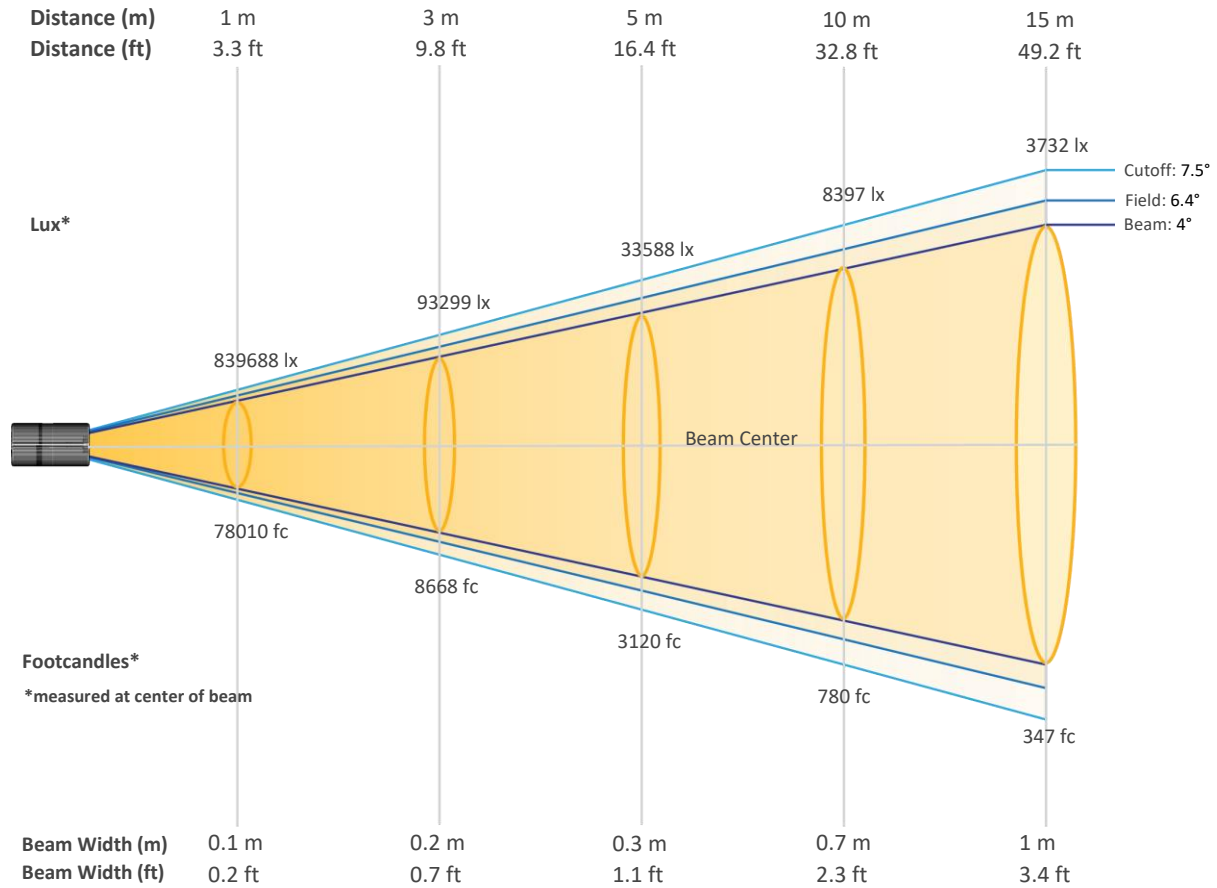
Color Temperature

7576 K

# Photometric & Chromaticity Report

Maverick Force 2 Beam Wash: Full Spot - Full Power - Cali On - Full

## Beam Details

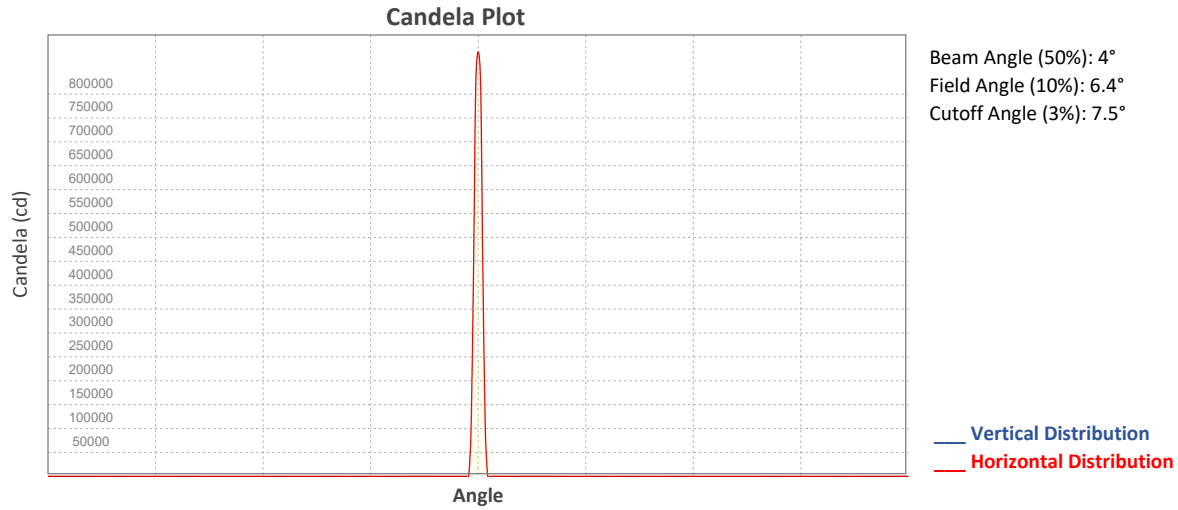


## Beam Intensities from 1-20m (3.3-65.6ft)

Distance	1m	2m	3m	4m	5m	6m	7m	8m	9m	10m
Lux	839688	209922	93299	52481	33588	23325	17136	13120	10367	8397
Distance	11m	12m	13m	14m	15m	16m	17m	18m	19m	20m
Lux	6940	5831	4969	4284	3732	3280	2905	2592	2326	2099
Distance	3.3ft	6.6ft	9.8ft	13.1ft	16.4ft	19.7ft	23ft	26.2ft	29.5ft	32.8ft
FC	78010	19502	8668	4876	3120	2167	1592	1219	963	780
Distance	36.1ft	39.4ft	42.7ft	45.9ft	49.2ft	52.5ft	55.8ft	59.1ft	62.3ft	65.6ft
FC	645	542	462	398	347	305	270	241	216	195

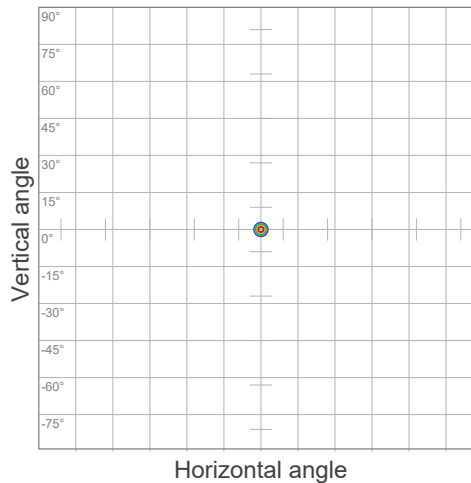
# Photometric & Chromaticity Report

Maverick Force 2 Beam Wash: Full Spot - Full Power - Cali On - Full



## ISO Diagrams

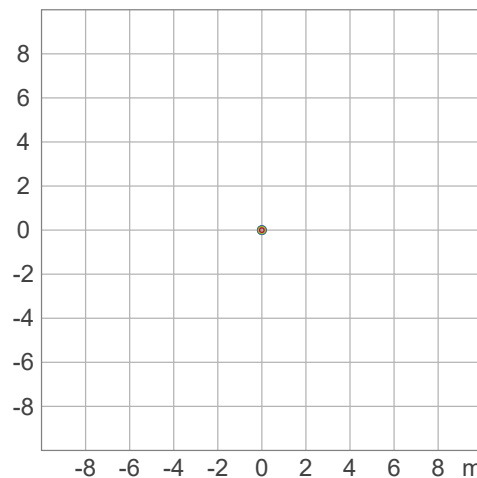
### ISO Candela Diagram



90 %	755719.3 cd
80 %	671750.5 cd
70 %	587781.7 cd
60 %	503812.9 cd
50 %	419844.1 cd
40 %	335875.3 cd
30 %	251906.5 cd
20 %	167937.6 cd
10 %	83968.8 cd

Peak intensity: 839688.1 cd  
 Number of c-planes: 2

### ISO Lux Diagram



50.0 %	46649.3 lx
30.0 %	27989.6 lx
10.0 %	9329.9 lx
5.0 %	4664.9 lx
3.0 %	2799.0 lx

Peak illuminance: 93298.7 lx  
 Mounting height: 3.0 m  
 Number of c-planes: 2



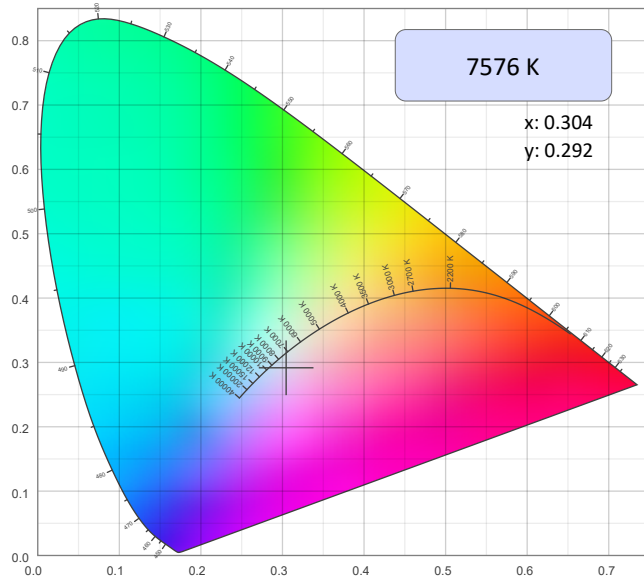


# Photometric & Chromaticity Report

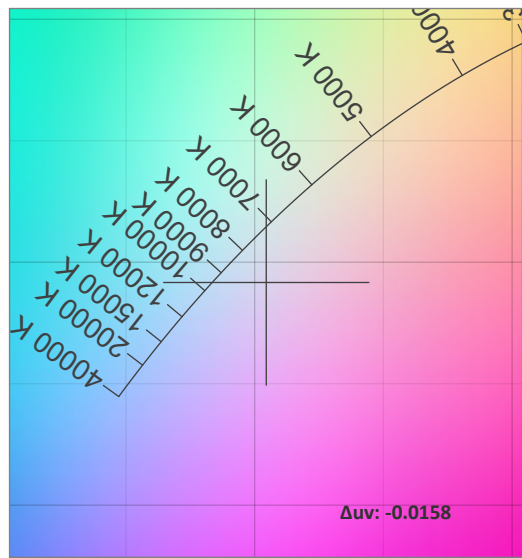
Maverick Force 2 Beam Wash: Full Spot - Full Power - Cali On - Full

## Chromaticity

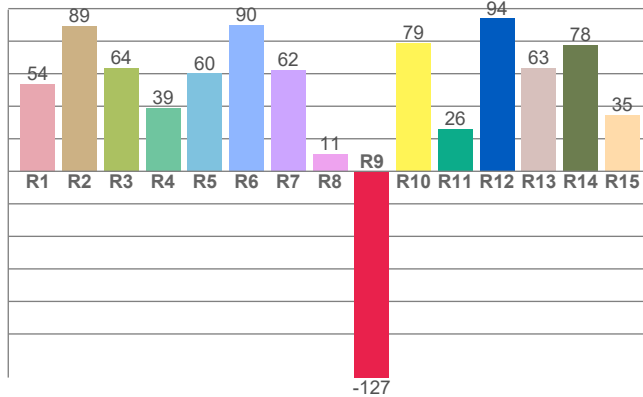
CIE 1931



CIE 1931 - Zoom



CRI: 58.6 (R1-R8)

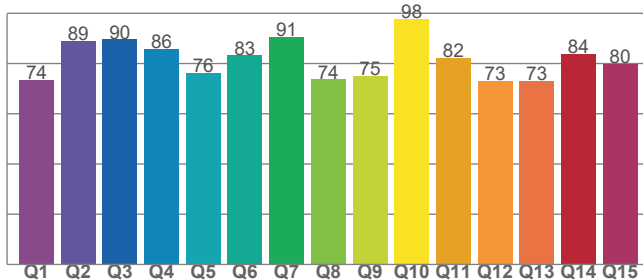


Color Parameters

Color Temperature	Color Coordinate CIE 1931	Color Coordinate CIE 1931
CCT	x	y
7576 K	0.304	0.292

Color Deviation from Black Body Curve	Color Coordinate CIE 1964	Color Coordinate CIE 1964
$\Delta uv$	y	u
-0.0158	0.292	0.207

CQS: 80.3



Color Rendering Index	Red Component	Color Quality Scale
CRI	CRI - R9	CQS
58.6	-126.8	80.3

Television Lighting Consistency Index	Color Fidelity	Color Gamut
TLCI	TM30 - Rf	TM30 Rg
45	73.6	123.1

# Photometric & Chromaticity Report

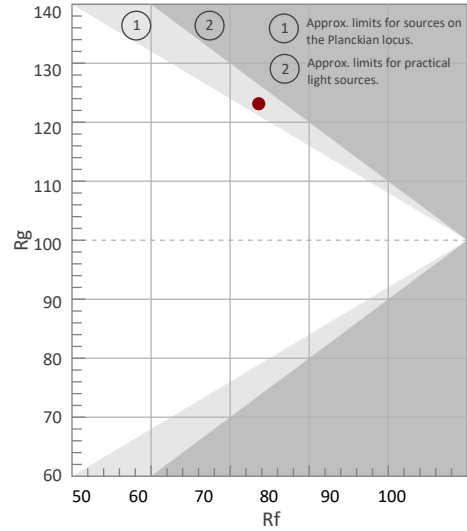
Maverick Force 2 Beam Wash: Full Spot - Full Power - Cali On - Full

## TM-30 Details

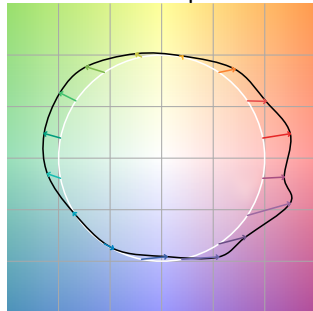
**Rf 73.6**  
Fidelity Index (Rg)

**Rg 123.1**  
Gammut Index (Rg)

Hue Bin	R <sub>f</sub>	Graphic shifts (%)	
		Chroma	Hue
1	51	27%	-1%
2	67	15%	-10%
3	75	11%	-11%
4	92	1%	-1%
5	86	4%	5%
6	73	14%	12%
7	74	17%	2%
8	72	16%	-1%
9	84	12%	-7%
10	92	0%	-4%
11	80	-1%	10%
12	68	-7%	24%
13	64	5%	36%
14	59	9%	25%
15	50	28%	33%
16	62	20%	5%



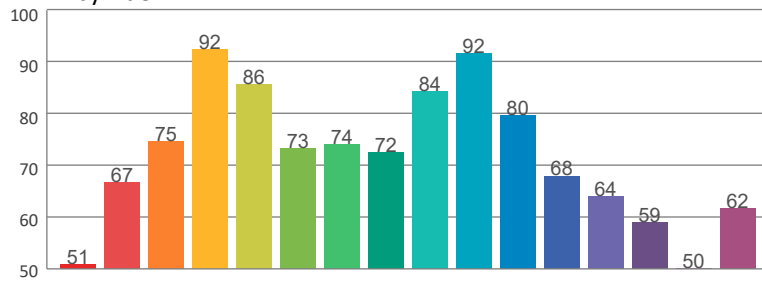
Color Vector Graphic



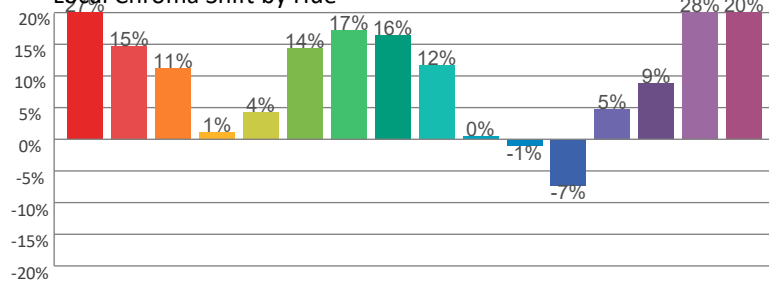
Color Distortion Graphic



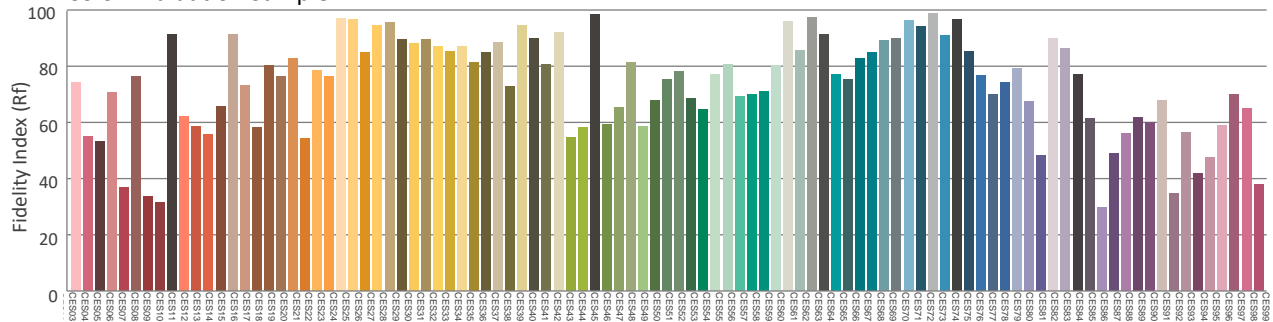
Rf by Hue



Local Chroma Shift by Hue



Color Evaluation Sample



# Photometric & Chromaticity Report

Maverick Force 2 Beam Wash: Full Spot - Full Power - Cali On - Auto

## Report Summary

### Measurements

Fixture Output: 4203 lm  
Fixture Peak: 941314 cd  
Fixture Efficacy: 9 lm/W  
Intensity @ 5m: 37653 lux  
Color Temperature: 7761 K  
CRI: 59.3    CRI R9 Value: -125.8  
CQS: 80.6  
TLCI: 45  
TM-30 Rf: 73.8  
TM-30 Rg: 122.5  
Beam Angle (50%): 3.6°  
Field Angle (10%): 5.8°  
Cutoff Angle (3%): 6.6°

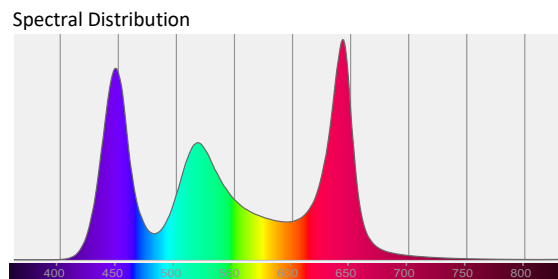
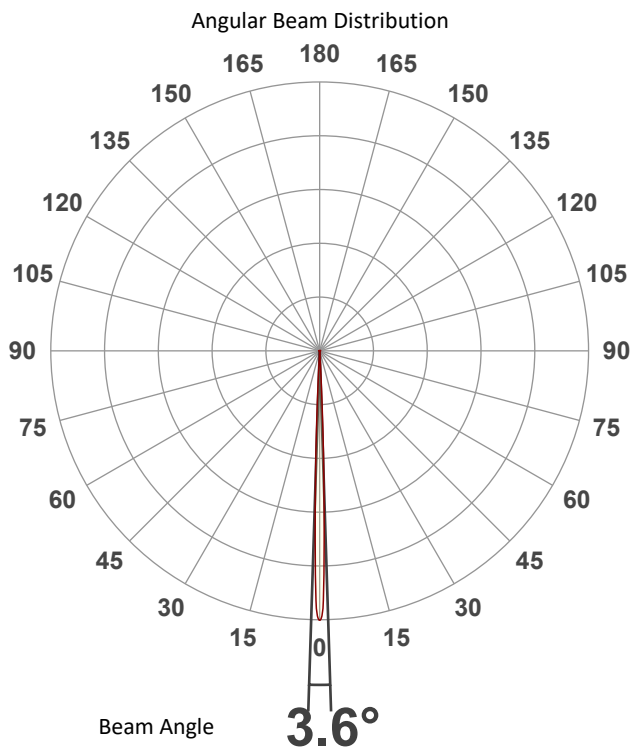


### Conditions

AC Supply: 117 V, 60 Hz  
Power: 456.4 W  
Current: 3.90 A  
Power Factor: 0.99

This data sheet conforms to American National Standard E1.9 – 2007 (R2017). All data was measured and calculated by a Viso Systems LabSpion Goniometer at the Chauvet PD Optics Laboratory in Sunrise, FL on 4/12/2023 to LM-63-2002 Standards.

## Overall Measurement



Tested Color (CIE 1931):

X: 0.303

Y: 0.291



Light Quality

CRI: 59.3

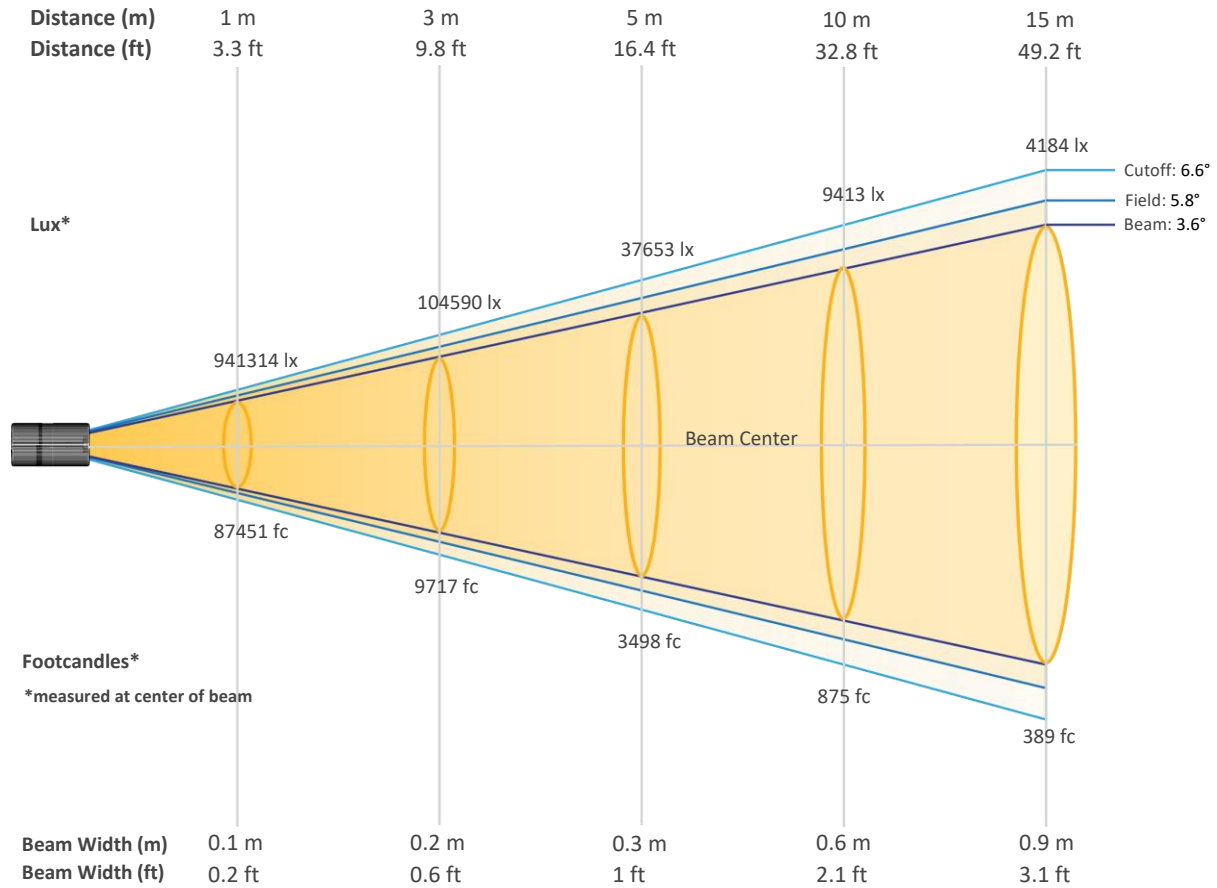
Color Temperature

7761 K

# Photometric & Chromaticity Report

Maverick Force 2 Beam Wash: Full Spot - Full Power - Cali On - Auto

## Beam Details

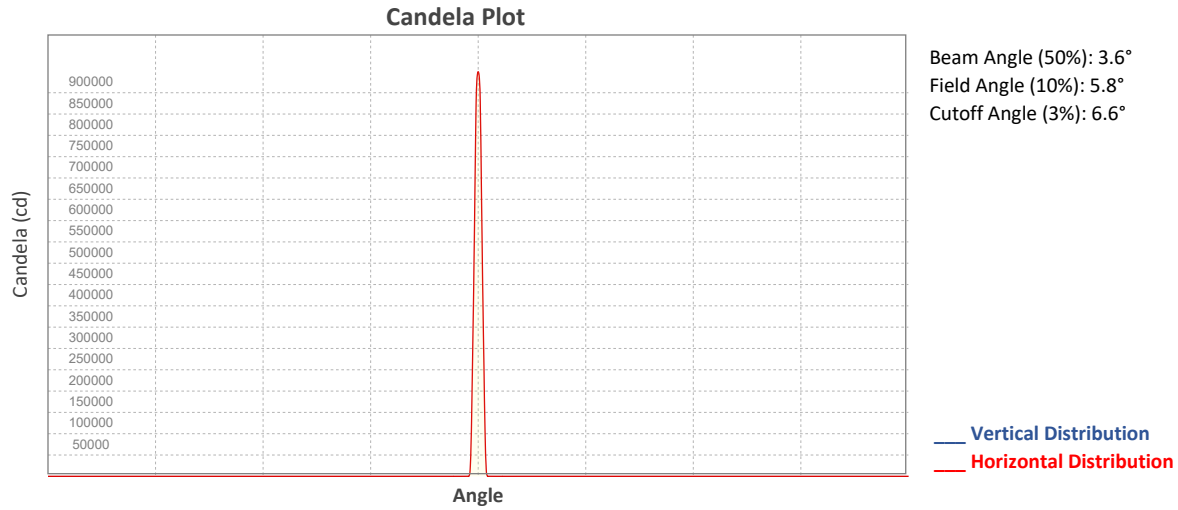


### Beam Intensities from 1-20m (3.3-65.6ft)

Distance	1m	2m	3m	4m	5m	6m	7m	8m	9m	10m
Lux	941314	235328	104590	58832	37653	26148	19210	14708	11621	9413
Distance	11m	12m	13m	14m	15m	16m	17m	18m	19m	20m
Lux	7779	6537	5570	4803	4184	3677	3257	2905	2608	2353
Distance	3.3ft	6.6ft	9.8ft	13.1ft	16.4ft	19.7ft	23ft	26.2ft	29.5ft	32.8ft
FC	87451	21863	9717	5466	3498	2429	1785	1366	1080	875
Distance	36.1ft	39.4ft	42.7ft	45.9ft	49.2ft	52.5ft	55.8ft	59.1ft	62.3ft	65.6ft
FC	723	607	517	446	389	342	303	270	242	219

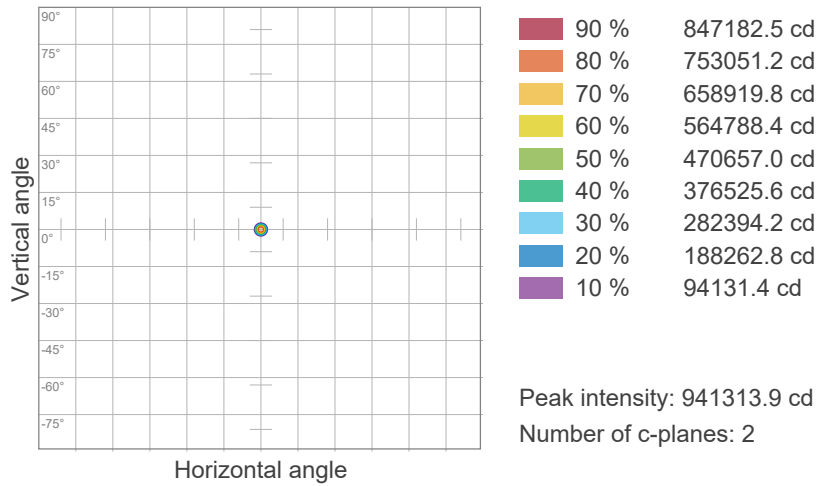
# Photometric & Chromaticity Report

Maverick Force 2 Beam Wash: Full Spot - Full Power - Cali On - Auto

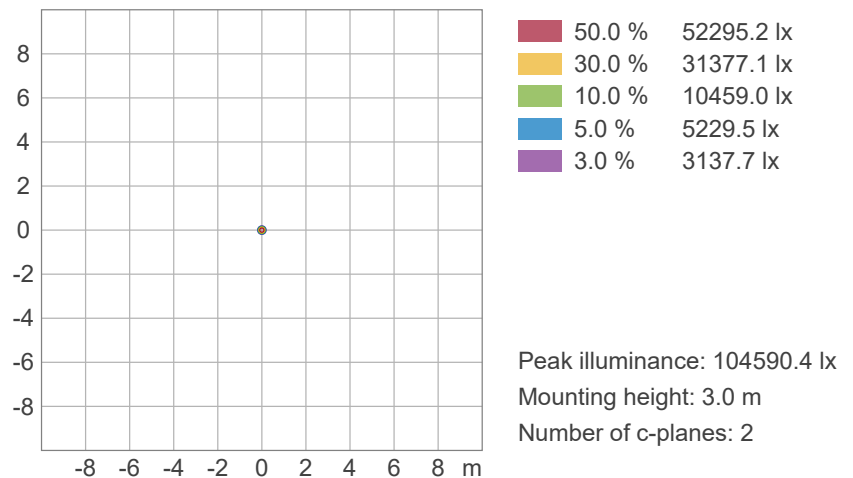


## ISO Diagrams

ISO Candela Diagram



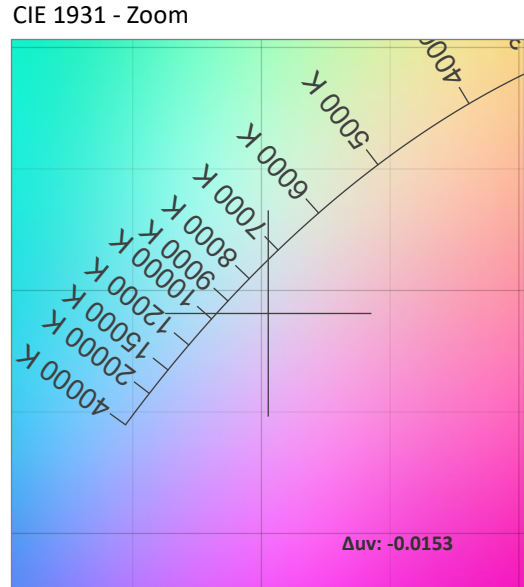
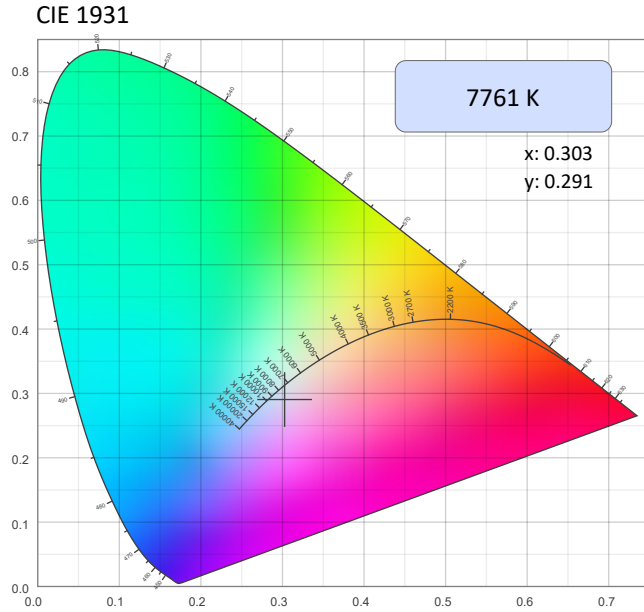
ISO Lux Diagram



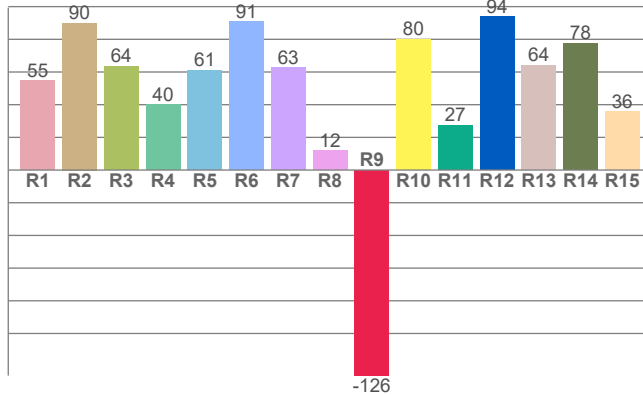
# Photometric & Chromaticity Report

Maverick Force 2 Beam Wash: Full Spot - Full Power - Cali On - Auto

## Chromaticity



### CRI: 59.3 (R1-R8)

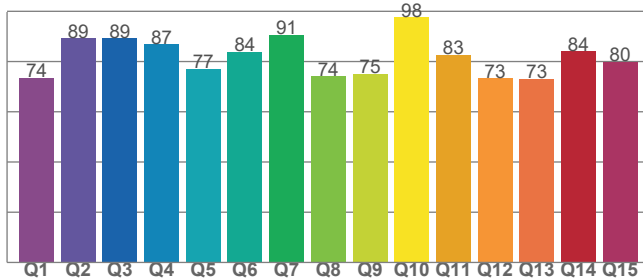


### Color Parameters

Color Temperature	Color Coordinate CIE 1931	Color Coordinate CIE 1931
CCT	x	y
7761 K	0.303	0.291

Color Deviation from Black Body Curve	Color Coordinate CIE 1964	Color Coordinate CIE 1964
Δuv	y	u
-0.0153	0.291	0.206

### CQS: 80.6



Color Rendering Index	Red Component	Color Quality Scale
CRI	CRI - R9	CQS
59.3	-125.8	80.6

Television Lighting Consistency Index	Color Fidelity	Color Gamut
TLCI	TM30 - Rf	TM30 Rg
45	73.8	122.5

# Photometric & Chromaticity Report

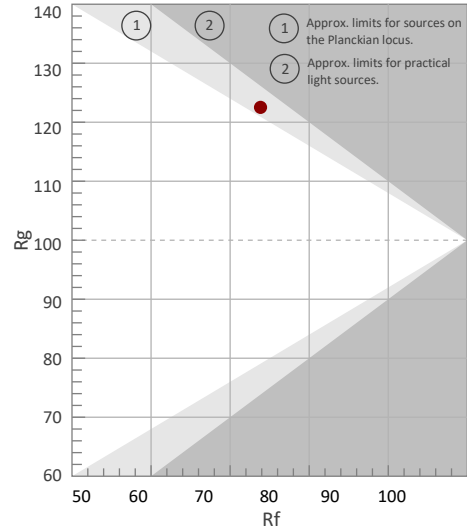
Maverick Force 2 Beam Wash: Full Spot - Full Power - Cali On - Auto

## TM-30 Details

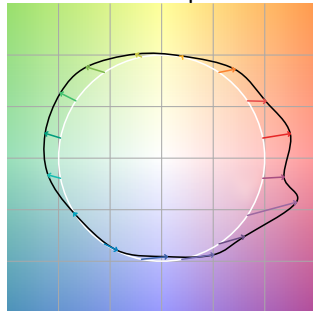
**Rf 73.8**  
Fidelity Index (Rg)

**Rg 122.5**  
Gammut Index (Rg)

Hue Bin	R <sub>f</sub>	Graphic shifts (%)	
		Chroma	Hue
1	51	27%	-1%
2	67	15%	-10%
3	75	11%	-11%
4	93	1%	-1%
5	86	4%	5%
6	74	14%	11%
7	75	17%	2%
8	73	16%	-2%
9	87	11%	-6%
10	92	0%	-3%
11	77	-2%	14%
12	68	-7%	24%
13	63	2%	31%
14	60	8%	24%
15	48	32%	37%
16	62	20%	5%



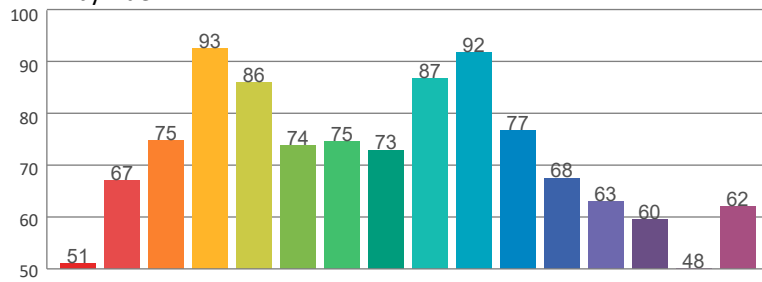
Color Vector Graphic



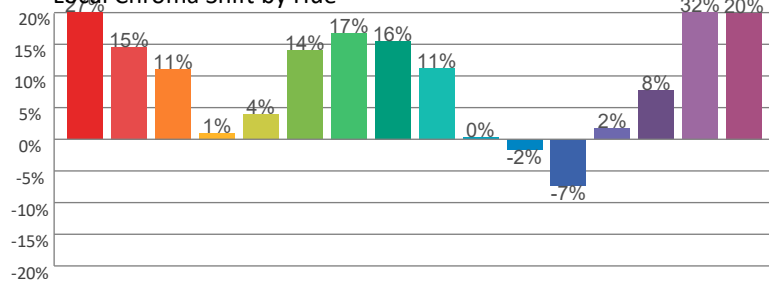
Color Distortion Graphic



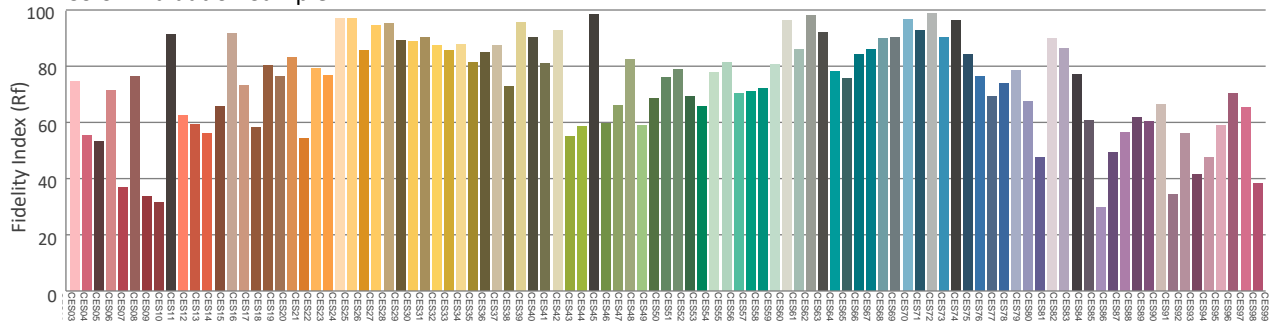
R<sub>f</sub> by Hue



Local Chroma Shift by Hue



Color Evaluation Sample



# Photometric & Chromaticity Report

Maverick Force 2 Beam Wash: Full Spot - Full Power - Cali On - ECO

## Report Summary

### Measurements

Fixture Output: 4143 lm  
Fixture Peak: 938757 cd  
Fixture Efficacy: 9 lm/W  
Intensity @ 5m: 37550 lux  
Color Temperature: 7826 K  
CRI: 59.6    CRI R9 Value: -125.2  
CQS: 80.7  
TLCI: 46  
TM-30 Rf: 74.0  
TM-30 Rg: 122.4  
Beam Angle (50%): 3.6°  
Field Angle (10%): 5.9°  
Cutoff Angle (3%): 6.8°

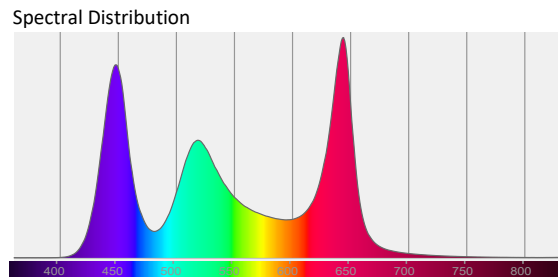
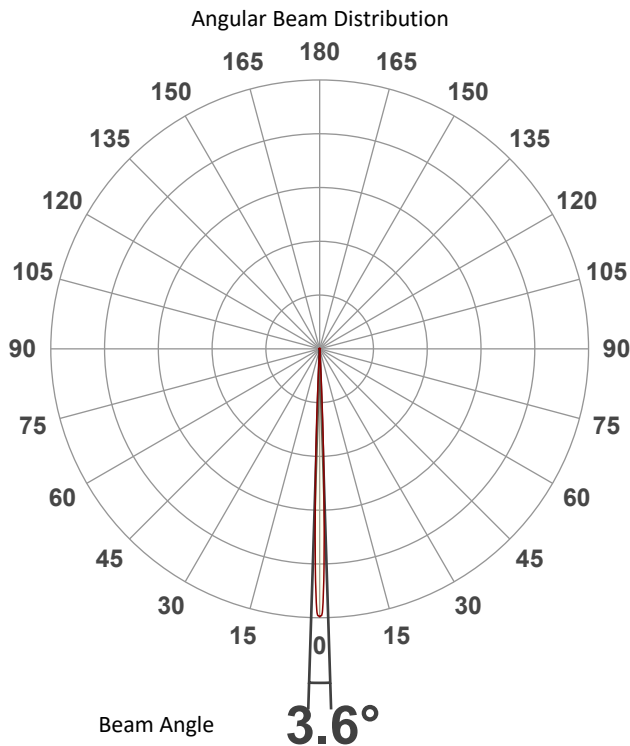


### Conditions

AC Supply: 117 V, 60.1 Hz  
Power: 454.57 W  
Current: 3.88 A  
Power Factor: 0.99

This data sheet conforms to American National Standard E1.9 – 2007 (R2017). All data was measured and calculated by a Viso Systems LabSpion Goniometer at the Chauvet PD Optics Laboratory in Sunrise, FL on 4/12/2023 to LM-63-2002 Standards.

## Overall Measurement



Tested Color (CIE 1931):

X: 0.302

Y: 0.290



Light Quality

CRI: 59.6

Color Temperature

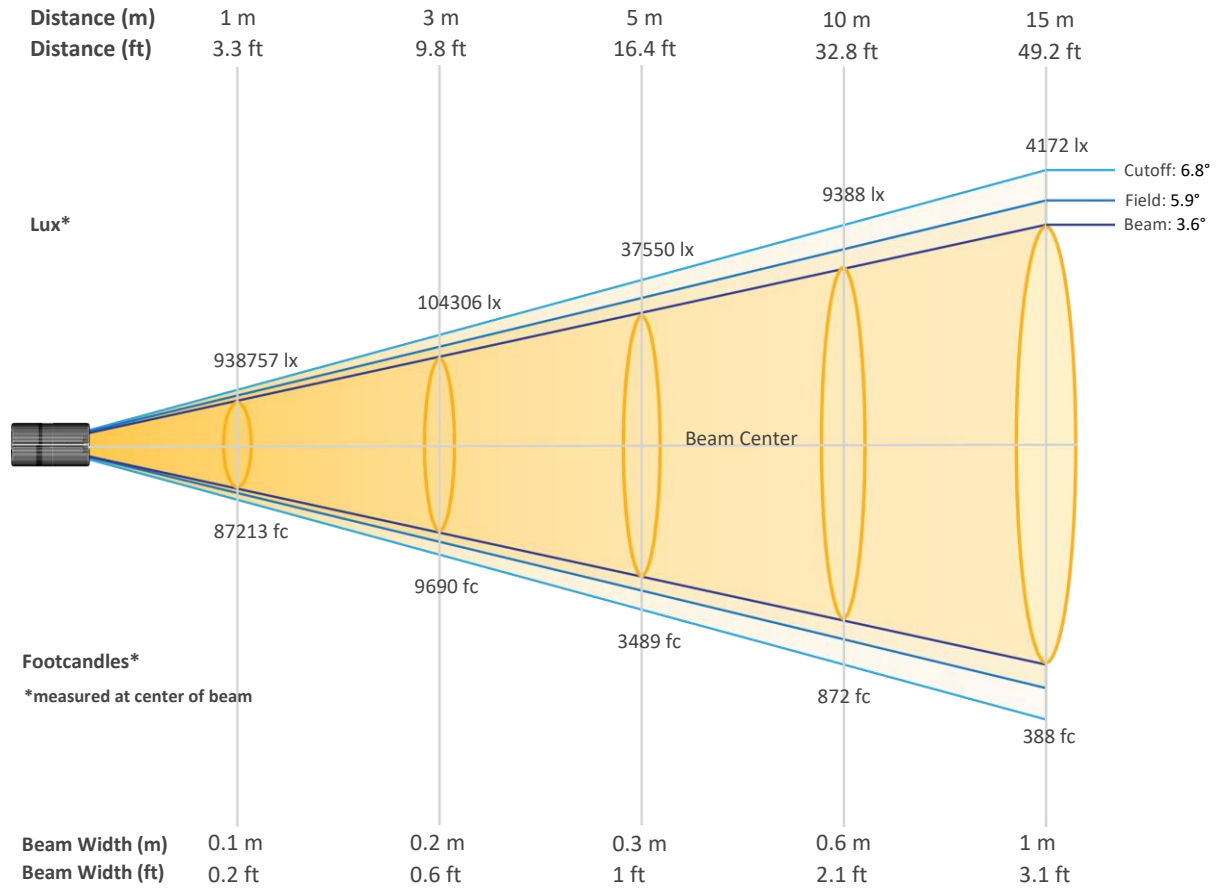
7826 K



# Photometric & Chromaticity Report

Maverick Force 2 Beam Wash: Full Spot - Full Power - Cali On - ECO

## Beam Details

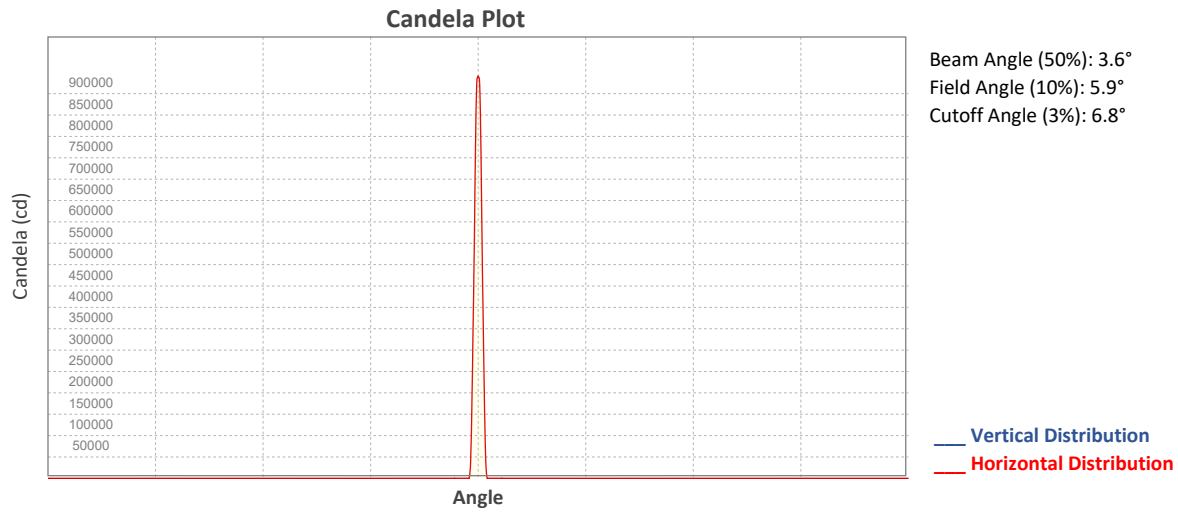


### Beam Intensities from 1-20m (3.3-65.6ft)

Distance	1m	2m	3m	4m	5m	6m	7m	8m	9m	10m
Lux	938757	234689	104306	58672	37550	26077	19158	14668	11590	9388
Distance	11m	12m	13m	14m	15m	16m	17m	18m	19m	20m
Lux	7758	6519	5555	4790	4172	3667	3248	2897	2600	2347
Distance	3.3ft	6.6ft	9.8ft	13.1ft	16.4ft	19.7ft	23ft	26.2ft	29.5ft	32.8ft
FC	87213	21803	9690	5451	3489	2423	1780	1363	1077	872
Distance	36.1ft	39.4ft	42.7ft	45.9ft	49.2ft	52.5ft	55.8ft	59.1ft	62.3ft	65.6ft
FC	721	606	516	445	388	341	302	269	242	218

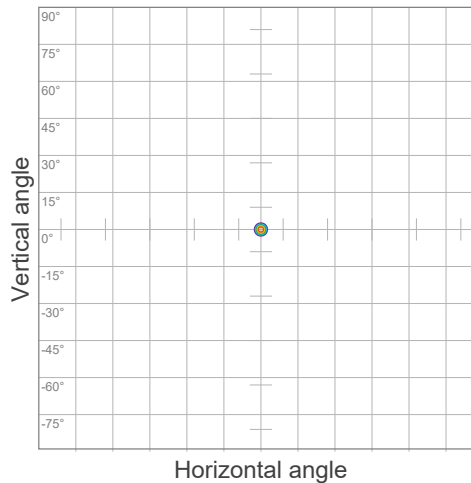
# Photometric & Chromaticity Report

Maverick Force 2 Beam Wash: Full Spot - Full Power - Cali On - ECO



## ISO Diagrams

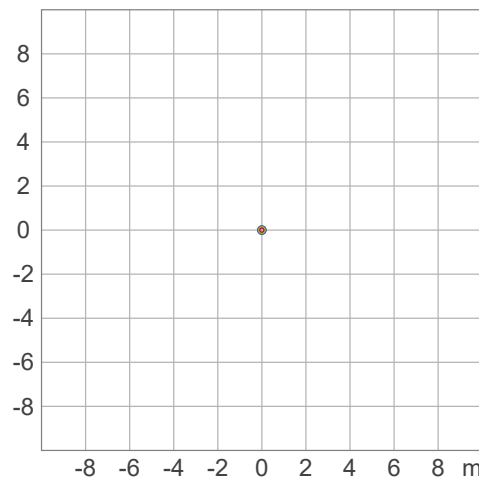
### ISO Candela Diagram



90 %	844881.3 cd
80 %	751005.6 cd
70 %	657129.9 cd
60 %	563254.2 cd
50 %	469378.5 cd
40 %	375502.8 cd
30 %	281627.1 cd
20 %	187751.4 cd
10 %	93875.7 cd

Peak intensity: 938756.9 cd  
Number of c-planes: 2

### ISO Lux Diagram



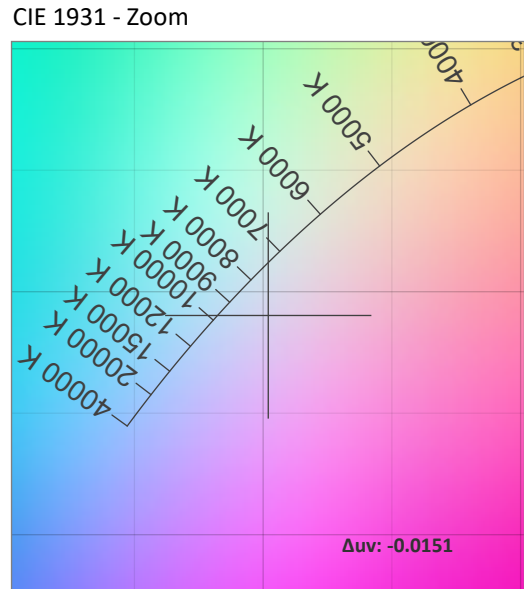
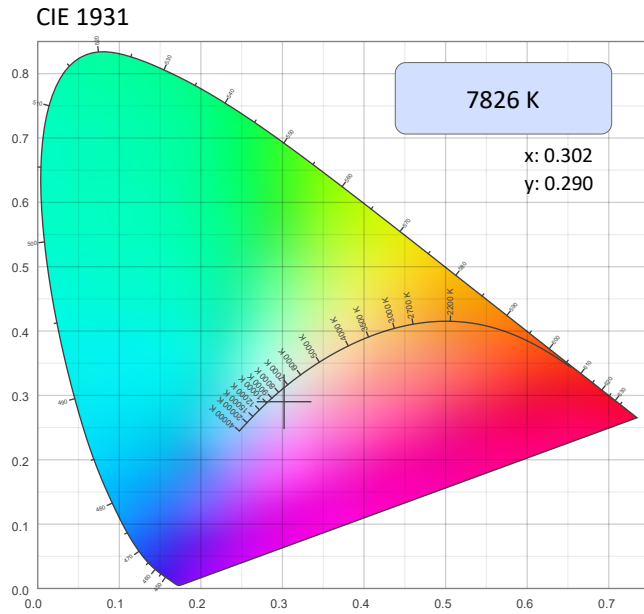
50.0 %	52153.2 lx
30.0 %	31291.9 lx
10.0 %	10430.6 lx
5.0 %	5215.3 lx
3.0 %	3129.2 lx

Peak illuminance: 104306.3 lx  
Mounting height: 3.0 m  
Number of c-planes: 2

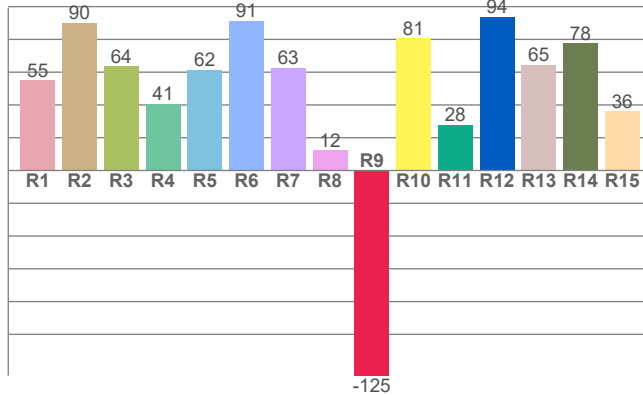
# Photometric & Chromaticity Report

Maverick Force 2 Beam Wash: Full Spot - Full Power - Cali On - ECO

## Chromaticity



CRI: 59.6 (R1-R8)

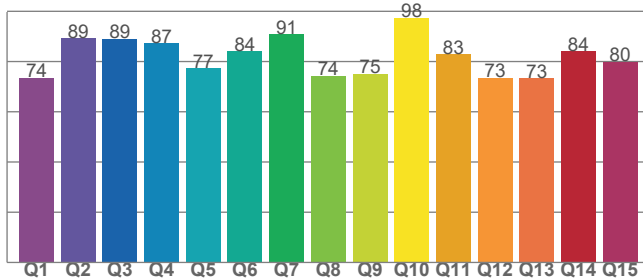


Color Parameters

Color Temperature	Color Coordinate CIE 1931	Color Coordinate CIE 1931
CCT	x	y
7826 K	0.302	0.290

Color Deviation from Black Body Curve	Color Coordinate CIE 1964	Color Coordinate CIE 1964
Δuv	y	u
-0.0151	0.290	0.205

CQS: 80.7



Color Rendering Index	Red Component	Color Quality Scale
CRI	CRI - R9	CQS
59.6	-125.2	80.7

Television Lighting Consistency Index	Color Fidelity	Color Gamut
TLCI	TM30 - Rf	TM30 Rg
46	74.0	122.4

# Photometric & Chromaticity Report

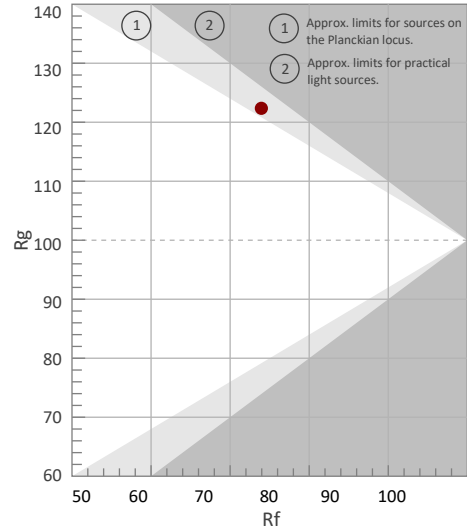
Maverick Force 2 Beam Wash: Full Spot - Full Power - Cali On - ECO

## TM-30 Details

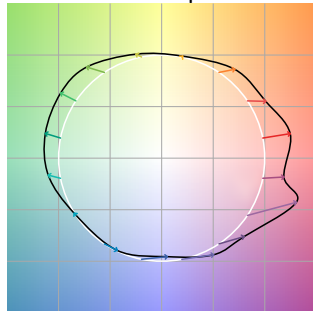
**Rf 74.0**  
Fidelity Index (Rg)

**Rg 122.4**  
Gammut Index (Rg)

Hue Bin	R <sub>f</sub>	Graphic shifts (%)	
		Chroma	Hue
1	51	27%	-1%
2	67	15%	-10%
3	75	11%	-11%
4	93	1%	-1%
5	86	4%	5%
6	74	14%	11%
7	75	17%	2%
8	73	15%	-2%
9	87	11%	-5%
10	92	0%	-3%
11	76	-2%	14%
12	67	-7%	24%
13	63	2%	31%
14	60	8%	24%
15	48	32%	37%
16	62	20%	5%



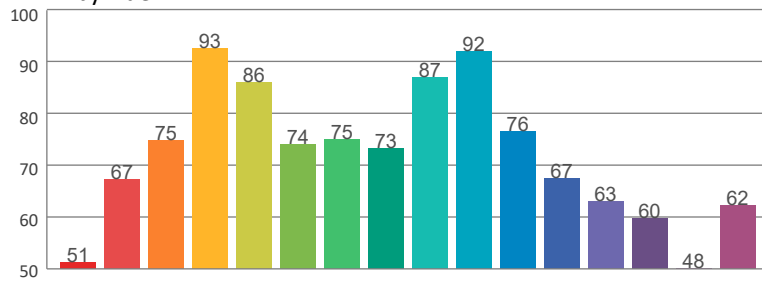
Color Vector Graphic



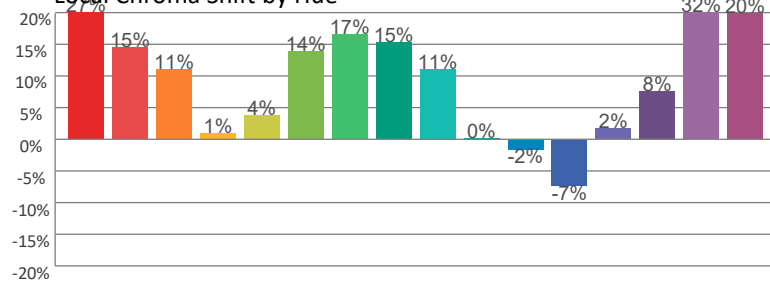
Color Distortion Graphic



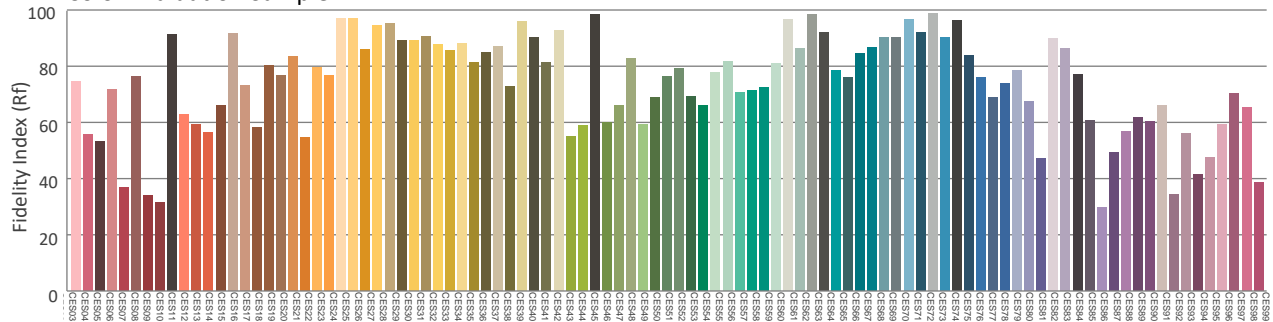
R<sub>f</sub> by Hue



Local Chroma Shift by Hue



Color Evaluation Sample



# Photometric & Chromaticity Report

Maverick Force 2 Beam Wash: Full Spot - Full Power - Cali On - ECO Steady

## Report Summary

### Measurements

Fixture Output: 4588 lm  
Fixture Peak: 753650 cd  
Fixture Efficacy: 10 lm/W  
Intensity @ 5m: 30146 lux  
Color Temperature: 8330 K  
CRI: 63.1    CRI R9 Value: -115.3  
CQS: 81.7  
TLCI: 48  
TM-30 Rf: 75.2  
TM-30 Rg: 120.4  
Beam Angle (50%): 4°  
Field Angle (10%): 6.2°  
Cutoff Angle (3%): 7.5°

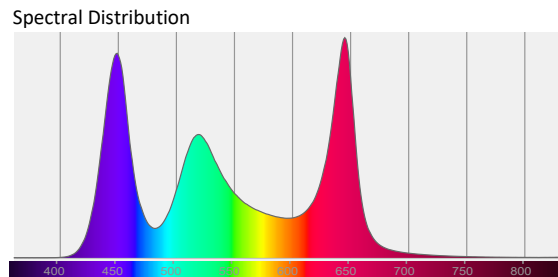
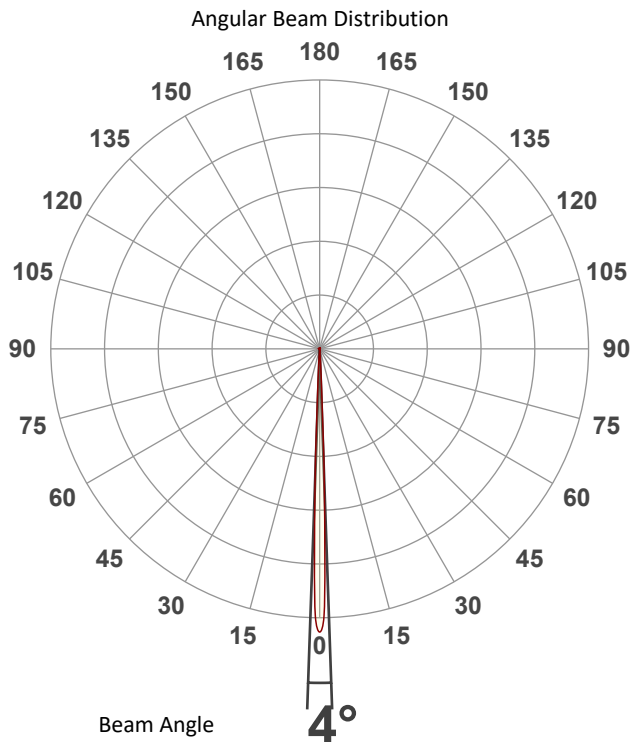


### Conditions

AC Supply: 116 V, 60 Hz  
Power: 443.81 W  
Current: 3.83 A  
Power Factor: 0.99

This data sheet conforms to American National Standard E1.9 – 2007 (R2017). All data was measured and calculated by a Viso Systems LabSpion Goniometer at the Chauvet PD Optics Laboratory in Sunrise, FL on 4/13/2023 to LM-63-2002 Standards.


## Overall Measurement



Tested Color (CIE 1931):

X: 0.297

Y: 0.289



Light Quality

CRI: 63.1

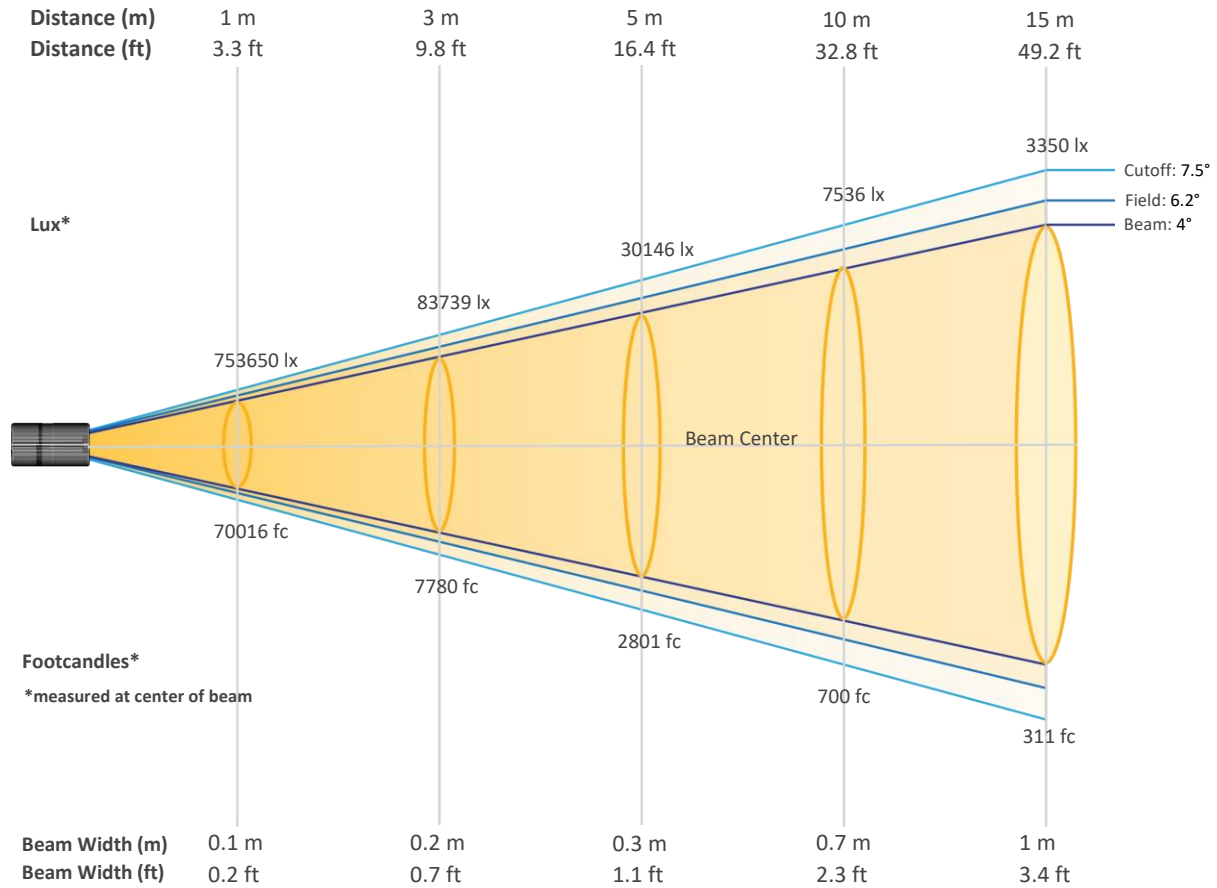
Color Temperature

8330 K

# Photometric & Chromaticity Report

Maverick Force 2 Beam Wash: Full Spot - Full Power - Cali On - ECO Steady

## Beam Details

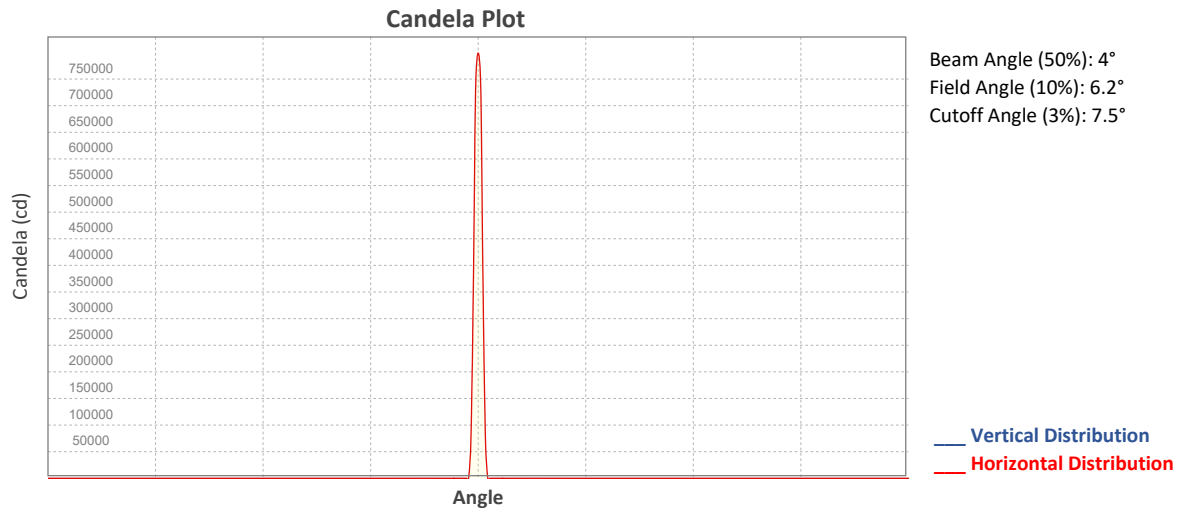


### Beam Intensities from 1-20m (3.3-65.6ft)

Distance	1m	2m	3m	4m	5m	6m	7m	8m	9m	10m
Lux	753650	188412	83739	47103	30146	20935	15381	11776	9304	7536
Distance	11m	12m	13m	14m	15m	16m	17m	18m	19m	20m
Lux	6229	5234	4459	3845	3350	2944	2608	2326	2088	1884
Distance	3.3ft	6.6ft	9.8ft	13.1ft	16.4ft	19.7ft	23ft	26.2ft	29.5ft	32.8ft
FC	70016	17504	7780	4376	2801	1945	1429	1094	864	700
Distance	36.1ft	39.4ft	42.7ft	45.9ft	49.2ft	52.5ft	55.8ft	59.1ft	62.3ft	65.6ft
FC	579	486	414	357	311	274	242	216	194	175

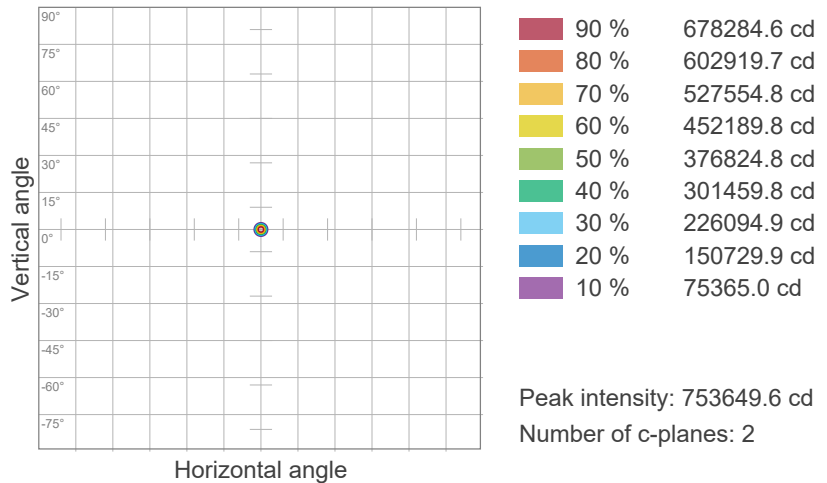
# Photometric & Chromaticity Report

Maverick Force 2 Beam Wash: Full Spot - Full Power - Cali On - ECO Steady

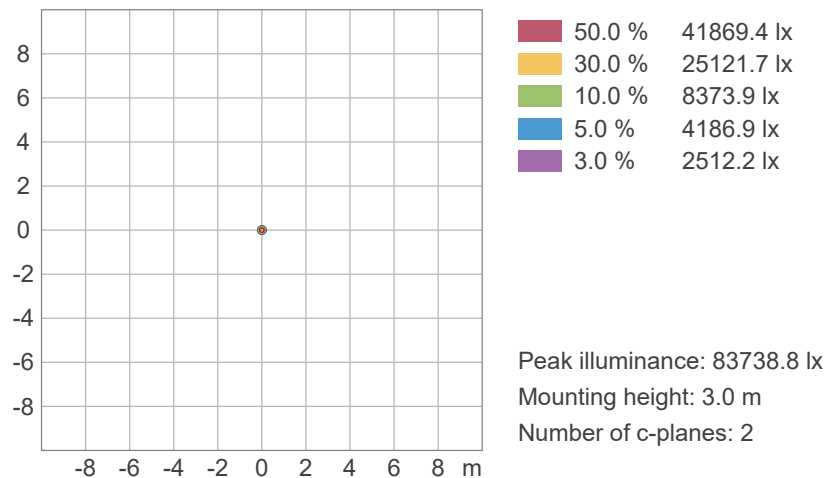


## ISO Diagrams

ISO Candela Diagram



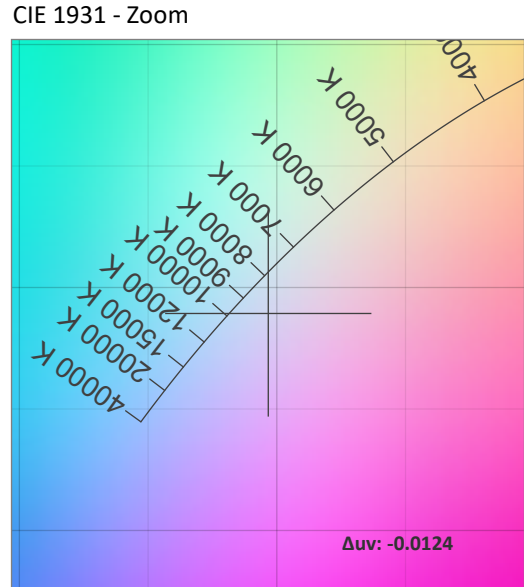
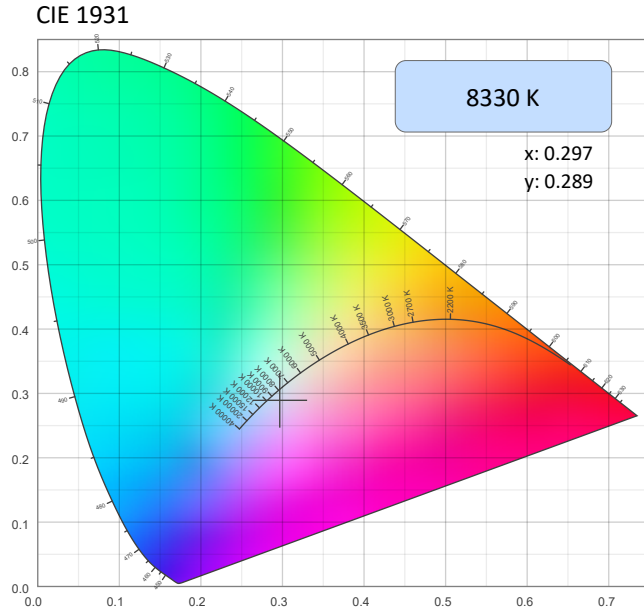
ISO Lux Diagram



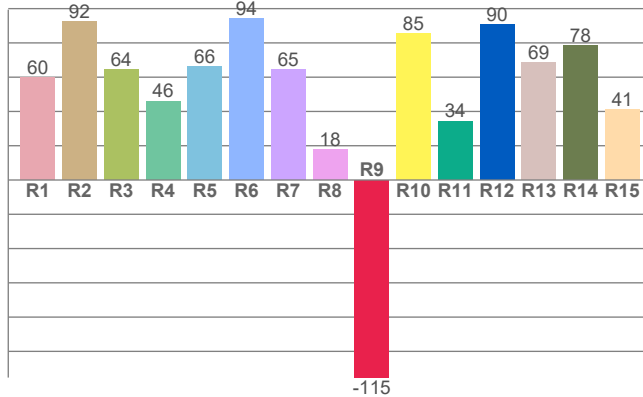
# Photometric & Chromaticity Report

Maverick Force 2 Beam Wash: Full Spot - Full Power - Cali On - ECO Steady

## Chromaticity



### CRI: 63.1 (R1-R8)

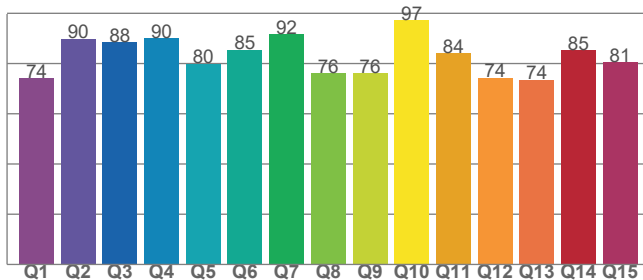


### Color Parameters

Color Temperature	Color Coordinate CIE 1931	Color Coordinate CIE 1931
CCT	x	y
8330 K	0.297	0.289

Color Deviation from Black Body Curve	Color Coordinate CIE 1964	Color Coordinate CIE 1964
Δuv	y	u
-0.0124	0.289	0.202

### CQS: 81.7



Color Rendering Index	Red Component	Color Quality Scale
CRI	CRI - R9	CQS
63.1	-115.3	81.7

Television Lighting Consistency Index	Color Fidelity	Color Gamut
TLCI	TM30 - Rf	TM30 Rg
48	75.2	120.4



# Photometric & Chromaticity Report

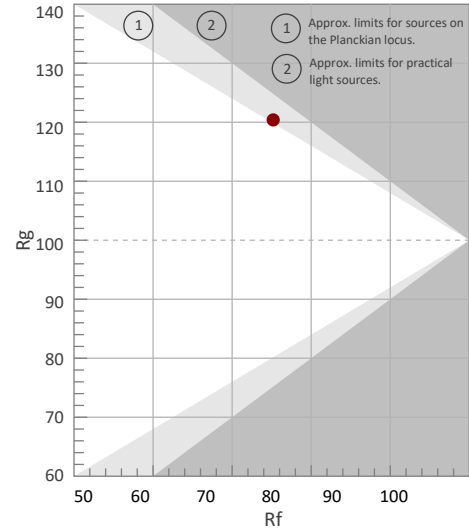
Maverick Force 2 Beam Wash: Full Spot - Full Power - Cali On - ECO Steady

## TM-30 Details

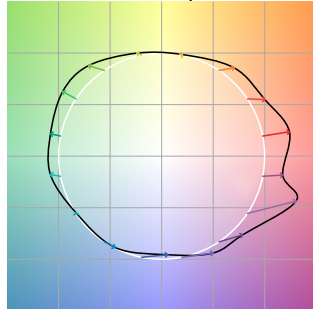
**Rf 75.2**  
Fidelity Index  
(Rg)

**Rg 120.4**  
Gammut Index (Rg)

Hue Bin	R <sub>f</sub>	Graphic shifts (%)	
		Chroma	Hue
1	53	26%	-1%
2	69	14%	-10%
3	76	10%	-11%
4	93	1%	-1%
5	87	3%	4%
6	76	12%	10%
7	77	15%	1%
8	75	10%	0%
9	89	9%	-4%
10	93	0%	-1%
11	77	-1%	11%
12	67	-7%	24%
13	64	2%	31%
14	62	7%	23%
15	49	33%	36%
16	64	19%	5%



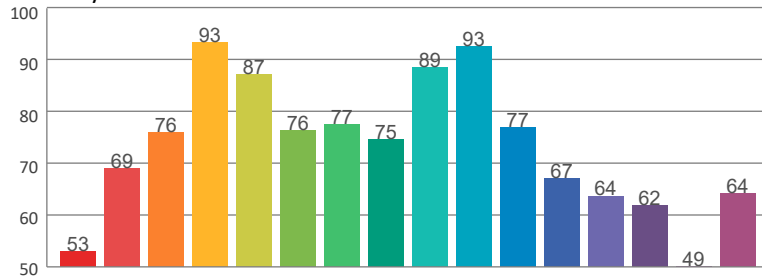
Color Vector Graphic



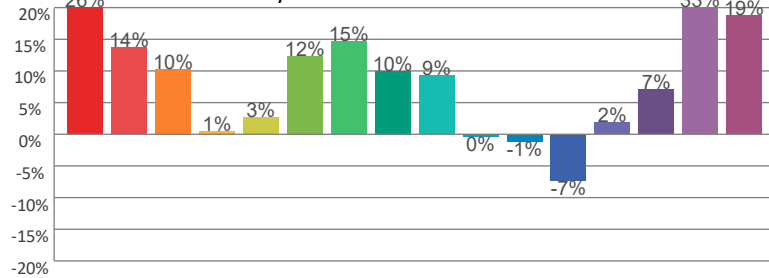
Color Distortion Graphic



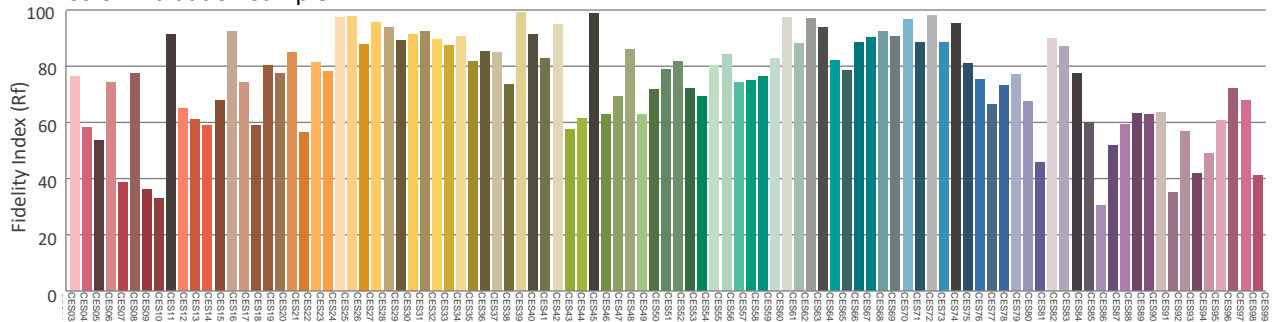
Rf by Hue



Local Chroma Shift by Hue



Color Evaluation Sample



# Photometric & Chromaticity Report

Maverick Force 2 Beam Wash: Full Spot - Full Power - Cali On - TV25

## Report Summary

### Measurements

Fixture Output: 2369 lm  
Fixture Peak: 486191 cd  
Fixture Efficacy: 6 lm/W  
Intensity @ 5m: 19448 lux  
Color Temperature: 6762 K  
CRI: 54.1    CRI R9 Value: -131.2  
CQS: 78.7  
TLCI: 42  
TM-30 Rf: 71.8  
TM-30 Rg: 125.7  
Beam Angle (50%): 3.8°  
Field Angle (10%): 6°  
Cutoff Angle (3%): 7.5°

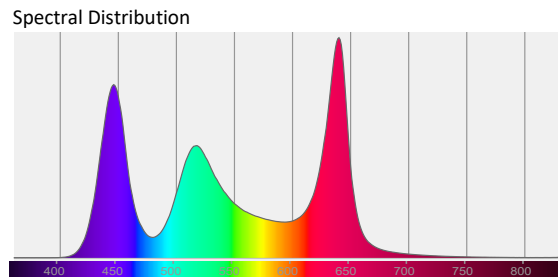
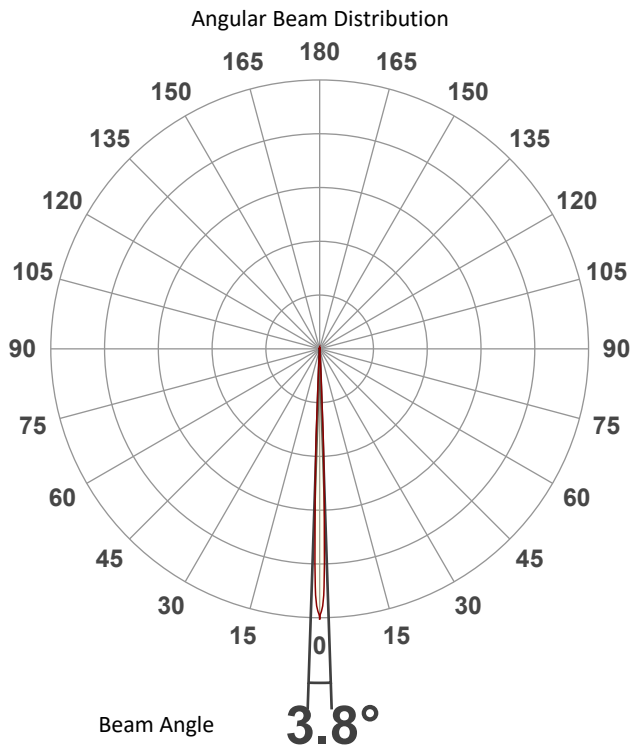


### Conditions

AC Supply: 118 V, 60 Hz  
Power: 384.42 W  
Current: 3.27 A  
Power Factor: 0.99

This data sheet conforms to American National Standard E1.9 – 2007 (R2017). All data was measured and calculated by a Viso Systems LabSpion Goniometer at the Chauvet PD Optics Laboratory in Sunrise, FL on 4/12/2023 to LM-63-2002 Standards.


## Overall Measurement



Tested Color (CIE 1931):

X: 0.314

Y: 0.296



Light Quality

CRI: 54.1

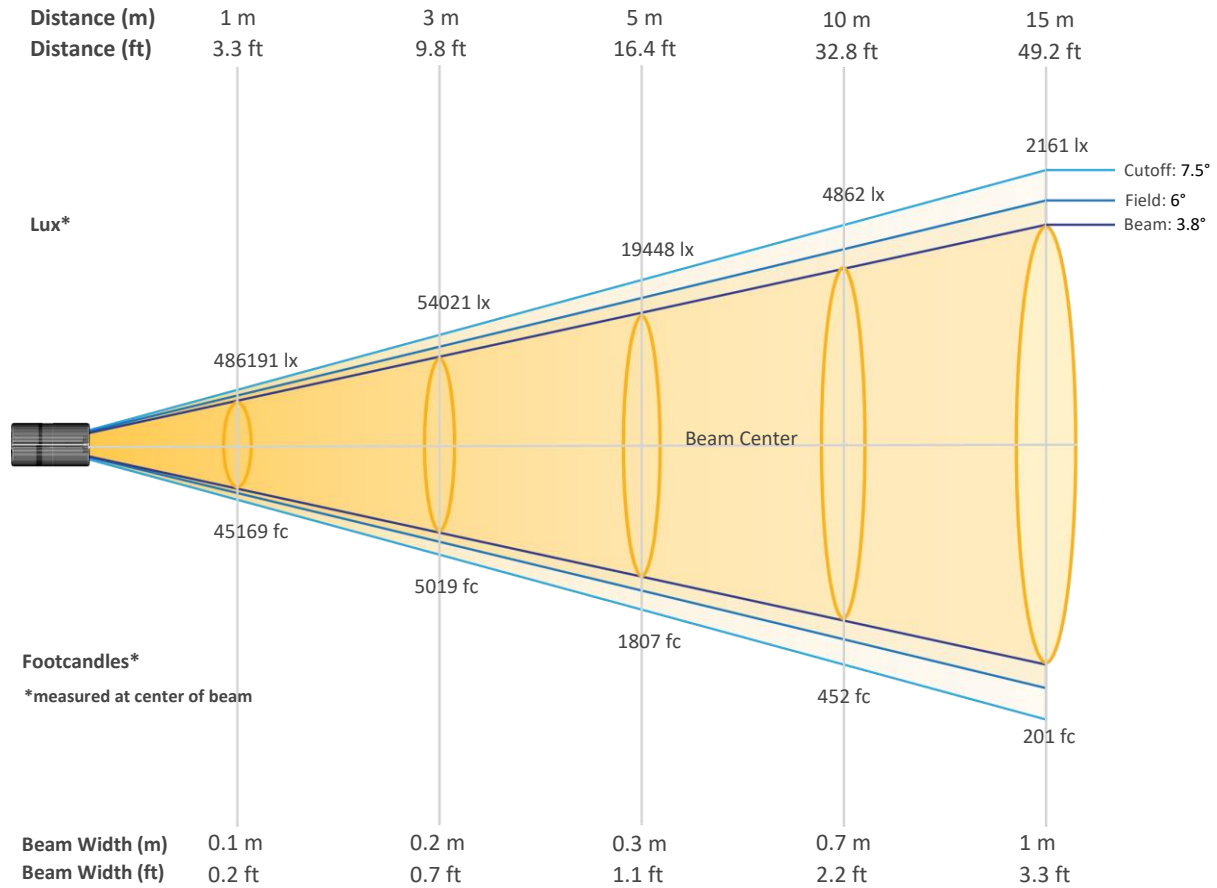
Color Temperature

6762 K

# Photometric & Chromaticity Report

Maverick Force 2 Beam Wash: Full Spot - Full Power - Cali On - TV25

## Beam Details

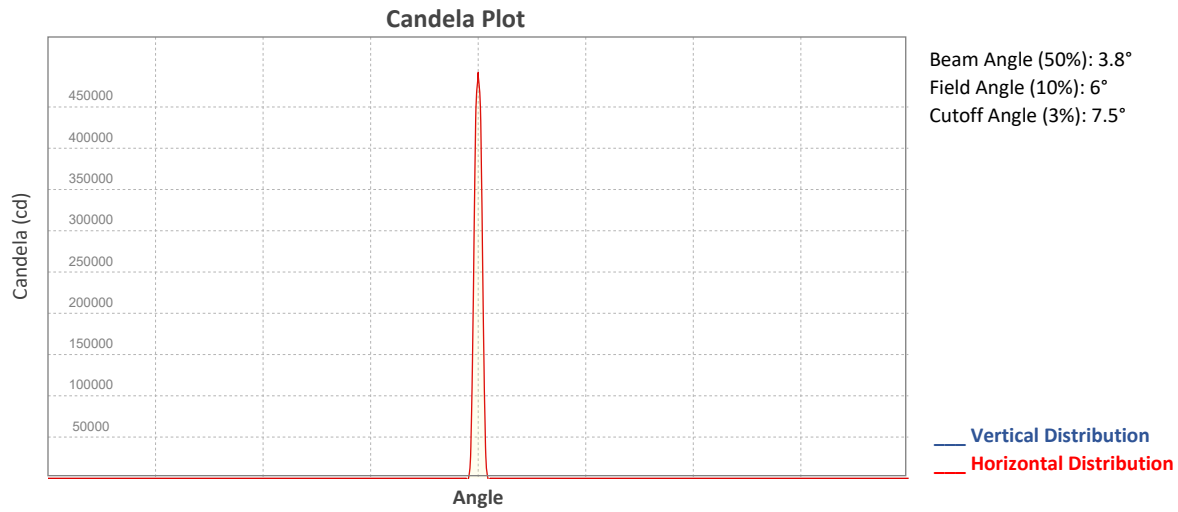


## Beam Intensities from 1-20m (3.3-65.6ft)

Distance	1m	2m	3m	4m	5m	6m	7m	8m	9m	10m
Lux	486191	121548	54021	30387	19448	13505	9922	7597	6002	4862
Distance	11m	12m	13m	14m	15m	16m	17m	18m	19m	20m
Lux	4018	3376	2877	2481	2161	1899	1682	1501	1347	1215
Distance	3.3ft	6.6ft	9.8ft	13.1ft	16.4ft	19.7ft	23ft	26.2ft	29.5ft	32.8ft
FC	45169	11292	5019	2823	1807	1255	922	706	558	452
Distance	36.1ft	39.4ft	42.7ft	45.9ft	49.2ft	52.5ft	55.8ft	59.1ft	62.3ft	65.6ft
FC	373	314	267	230	201	176	156	139	125	113

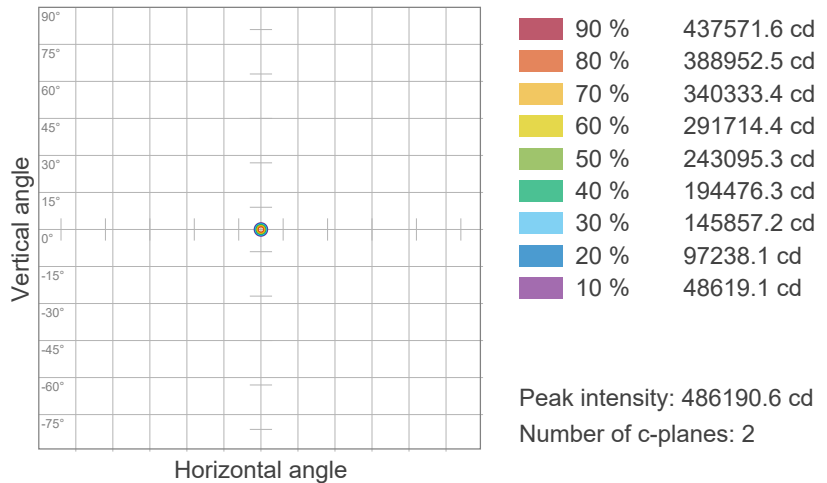
# Photometric & Chromaticity Report

Maverick Force 2 Beam Wash: Full Spot - Full Power - Cali On - TV25

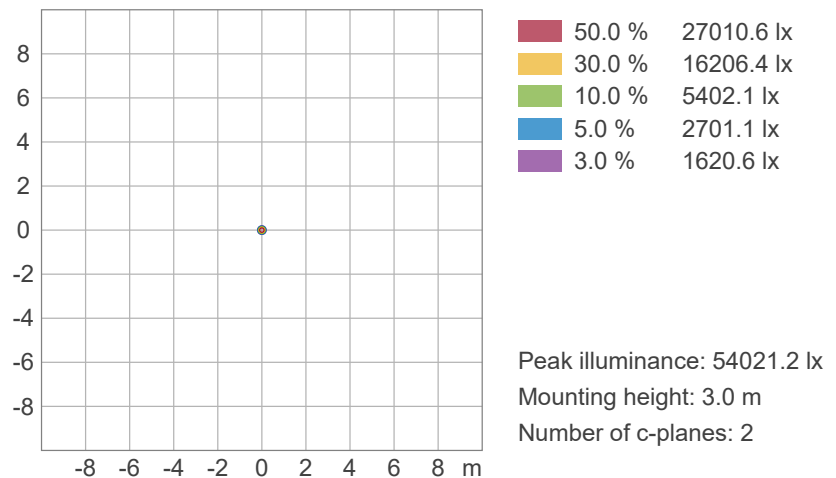


## ISO Diagrams

### ISO Candela Diagram



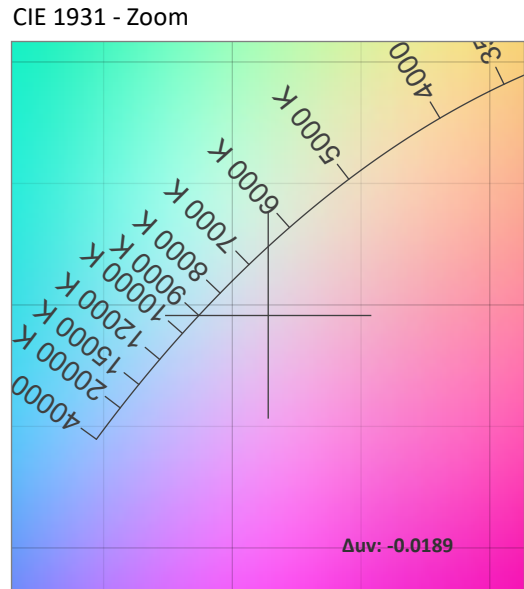
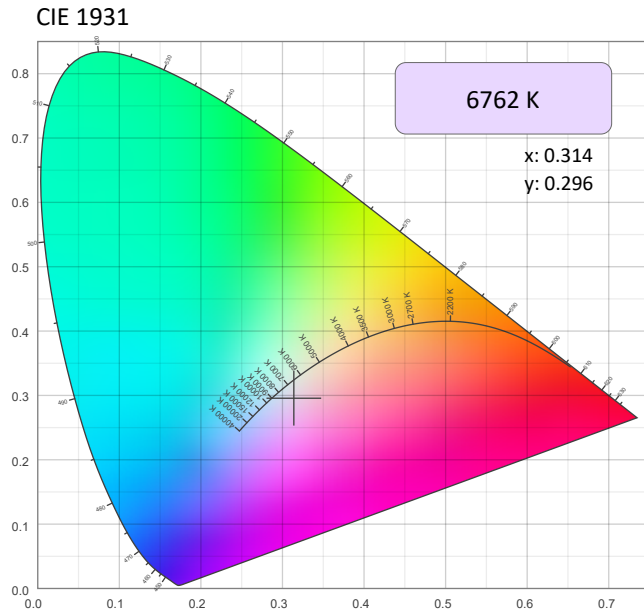
### ISO Lux Diagram



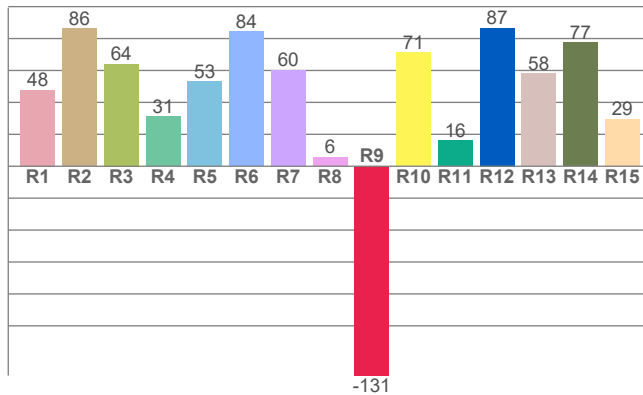
# Photometric & Chromaticity Report

Maverick Force 2 Beam Wash: Full Spot - Full Power - Cali On - TV25

## Chromaticity



CRI: 54.1 (R1-R8)

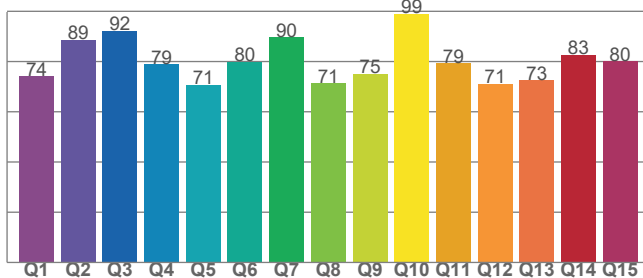


Color Parameters

Color Temperature	Color Coordinate CIE 1931	Color Coordinate CIE 1931
CCT	x	y
6762 K	0.314	0.296

Color Deviation from Black Body Curve	Color Coordinate CIE 1964	Color Coordinate CIE 1964
Δuv	y	u
-0.0189	0.296	0.212

CQS: 78.7



Color Rendering Index	Red Component	Color Quality Scale
CRI	CRI - R9	CQS
54.1	-131.2	78.7

Television Lighting Consistency Index	Color Fidelity	Color Gamut
TLCI	TM30 - Rf	TM30 Rg
42	71.8	125.7

# Photometric & Chromaticity Report

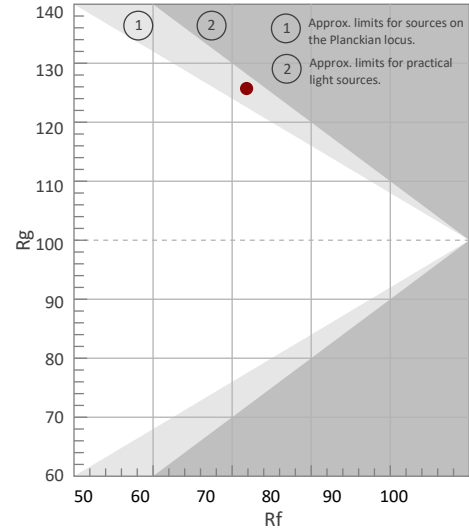
Maverick Force 2 Beam Wash: Full Spot - Full Power - Cali On - TV25

## TM-30 Details

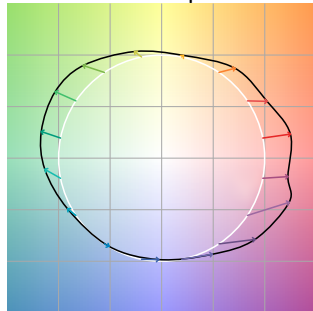
**Rf 71.8**  
Fidelity Index (Rg)

**Rg 125.7**  
Gammut Index (Rg)

Hue Bin	Rf	Graphic shifts (%)	
		Chroma	Hue
1	50	27%	-2%
2	64	16%	-11%
3	73	12%	-11%
4	91	2%	-1%
5	84	7%	6%
6	70	17%	13%
7	67	22%	4%
8	67	20%	-3%
9	81	13%	-11%
10	83	3%	-10%
11	87	-1%	5%
12	76	-3%	16%
13	65	1%	30%
14	62	16%	31%
15	49	27%	33%
16	59	24%	6%



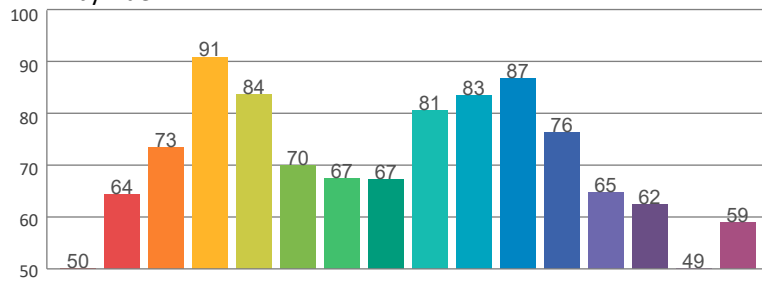
Color Vector Graphic



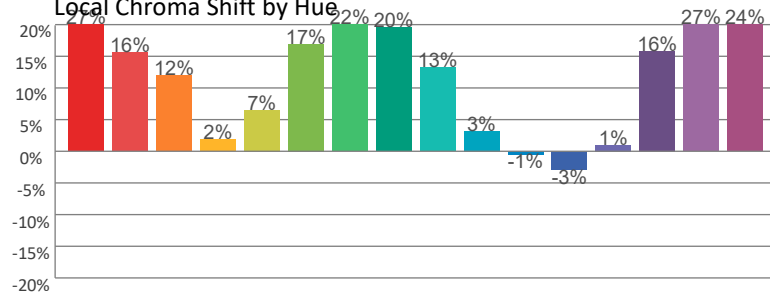
Color Distortion Graphic



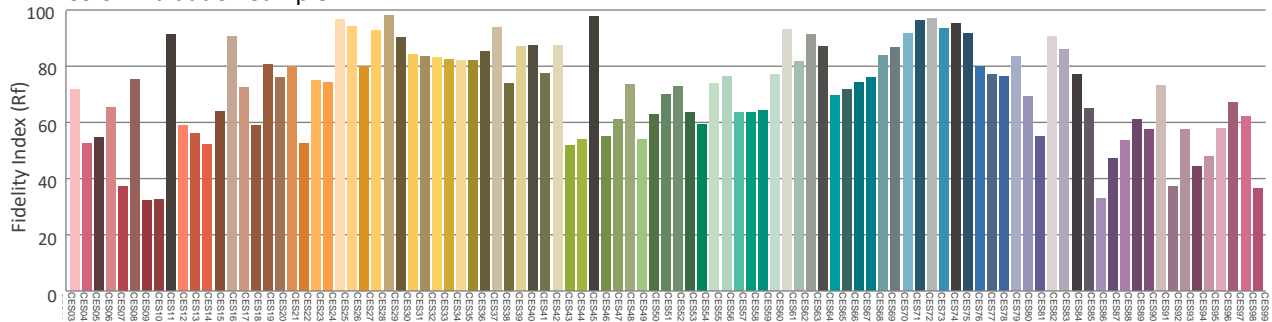
Rf by Hue



Local Chroma Shift by Hue



Color Evaluation Sample



# Photometric & Chromaticity Report

Maverick Force 2 Beam Wash: Full Spot - Full Power - Cali On - TV35

## Report Summary

### Measurements

Fixture Output: 1995 lm  
Fixture Peak: 410481 cd  
Fixture Efficacy: 5 lm/W  
Intensity @ 5m: 16419 lux  
Color Temperature: 6561 K  
CRI: 52.5    CRI R9 Value: -134.0  
CQS: 78.1  
TLCI: 40  
TM-30 Rf: 71.1  
TM-30 Rg: 126.7  
Beam Angle (50%): 3.7°  
Field Angle (10%): 5.8°  
Cutoff Angle (3%): 6.7°

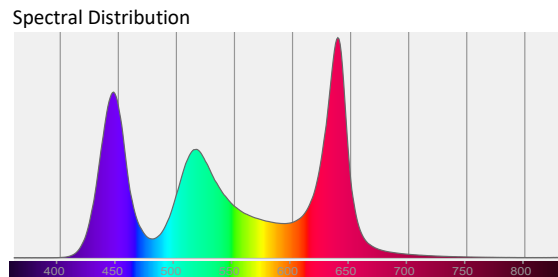
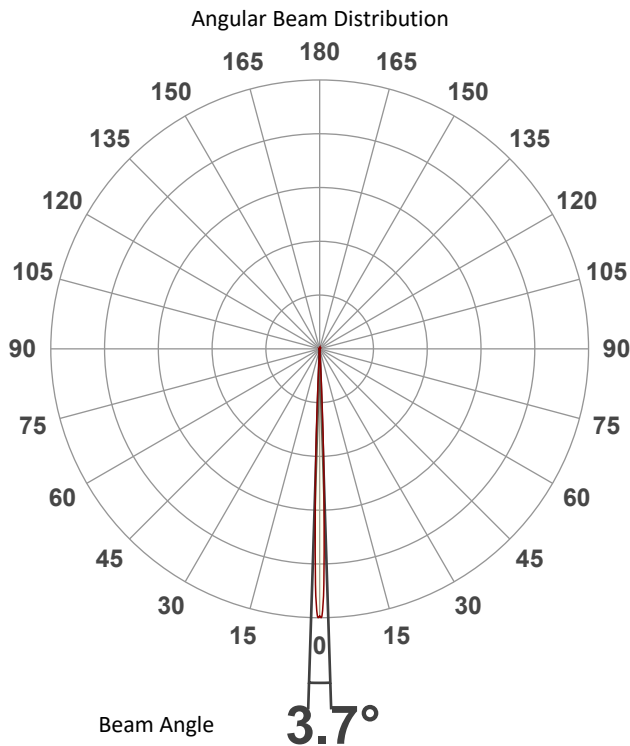


### Conditions

AC Supply: 117 V, 60 Hz  
Power: 389.93 W  
Current: 3.32 A  
Power Factor: 0.99

This data sheet conforms to American National Standard E1.9 – 2007 (R2017). All data was measured and calculated by a Viso Systems LabSpion Goniometer at the Chauvet PD Optics Laboratory in Sunrise, FL on 4/12/2023 to LM-63-2002 Standards.

## Overall Measurement



Tested Color (CIE 1931):

X: 0.317

Y: 0.296



Light Quality

CRI: 52.5

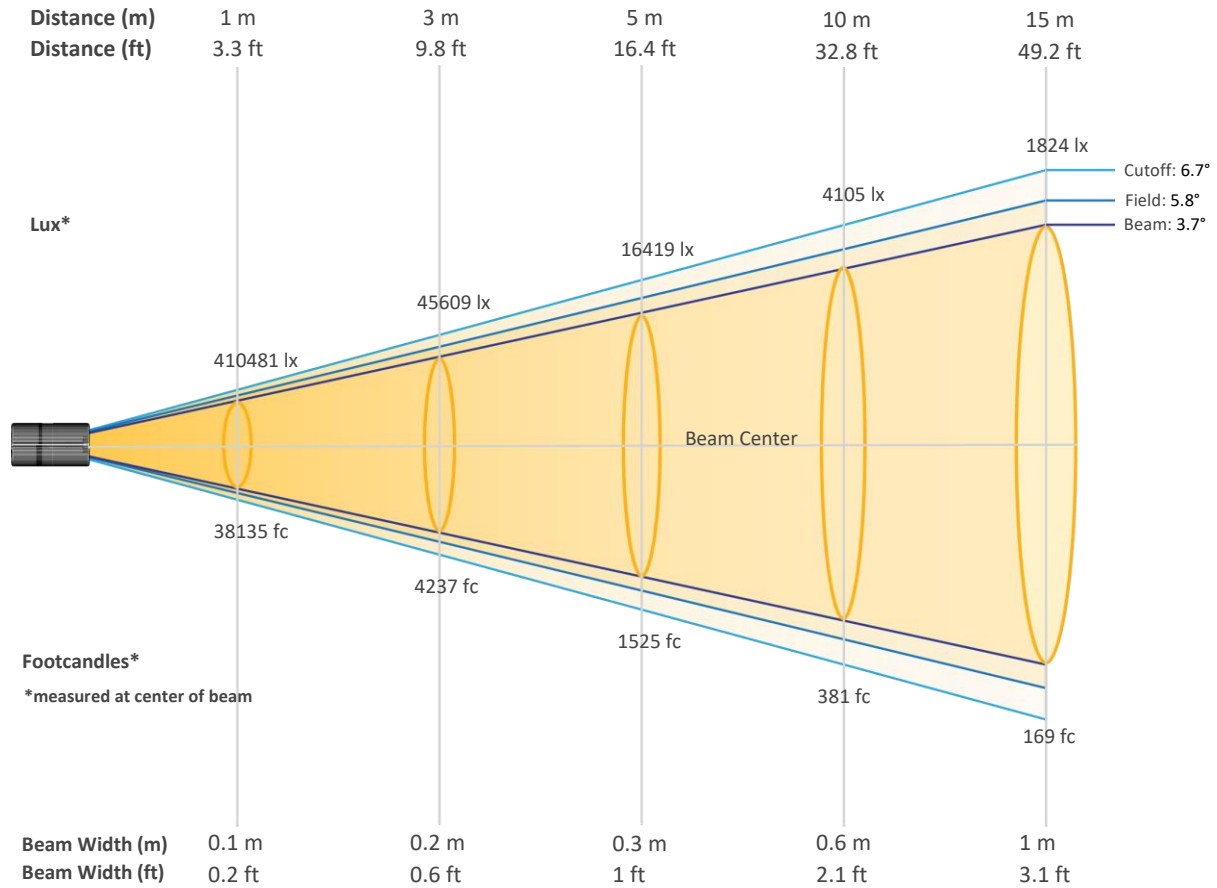
Color Temperature

6561 K

# Photometric & Chromaticity Report

Maverick Force 2 Beam Wash: Full Spot - Full Power - Cali On - TV35

## Beam Details



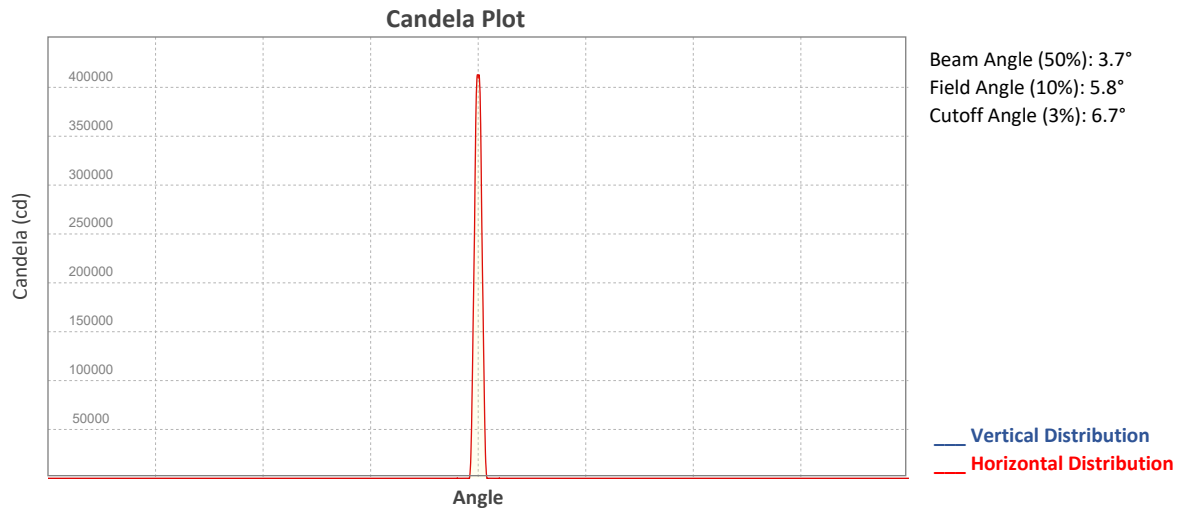
### Beam Intensities from 1-20m (3.3-65.6ft)

Distance	1m	2m	3m	4m	5m	6m	7m	8m	9m	10m
Lux	41048	102620	45609	25655	16419	11402	8377	6414	5068	4105
Distance	11m	12m	13m	14m	15m	16m	17m	18m	19m	20m
Lux	3392	2851	2429	2094	1824	1603	1420	1267	1137	1026
Distance	3.3ft	6.6ft	9.8ft	13.1ft	16.4ft	19.7ft	23ft	26.2ft	29.5ft	32.8ft
FC	38135	9534	4237	2383	1525	1059	778	596	471	381
Distance	36.1ft	39.4ft	42.7ft	45.9ft	49.2ft	52.5ft	55.8ft	59.1ft	62.3ft	65.6ft
FC	315	265	226	195	169	149	132	118	106	95



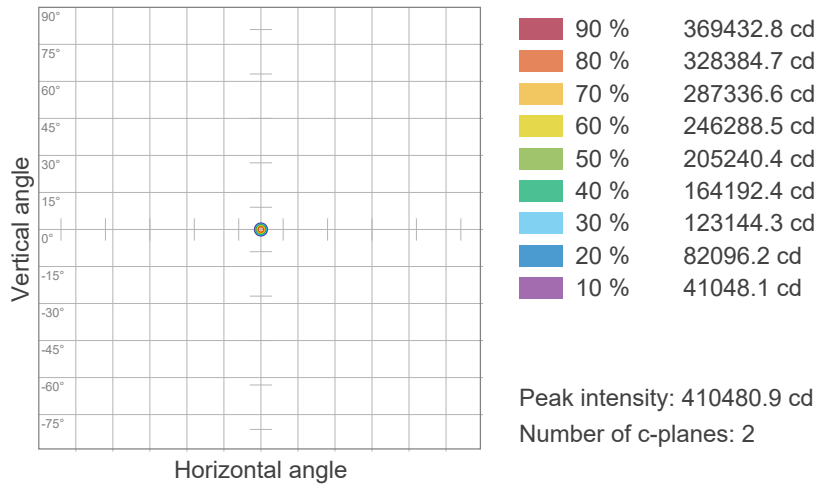
# Photometric & Chromaticity Report

Maverick Force 2 Beam Wash: Full Spot - Full Power - Cali On - TV35

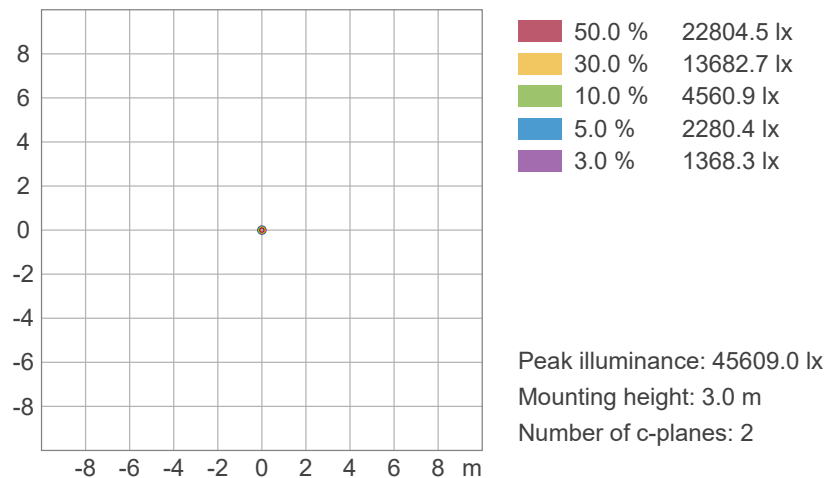


## ISO Diagrams

### ISO Candela Diagram



### ISO Lux Diagram

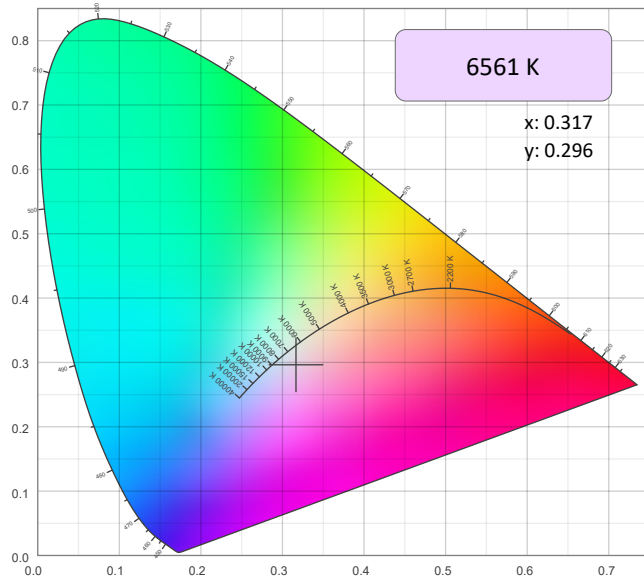


# Photometric & Chromaticity Report

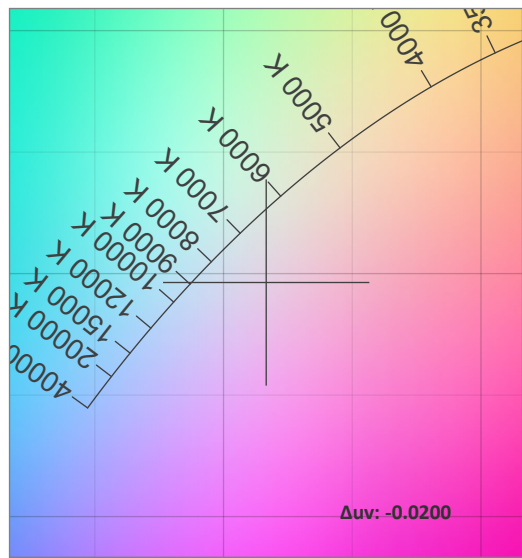
Maverick Force 2 Beam Wash: Full Spot - Full Power - Cali On - TV35

## Chromaticity

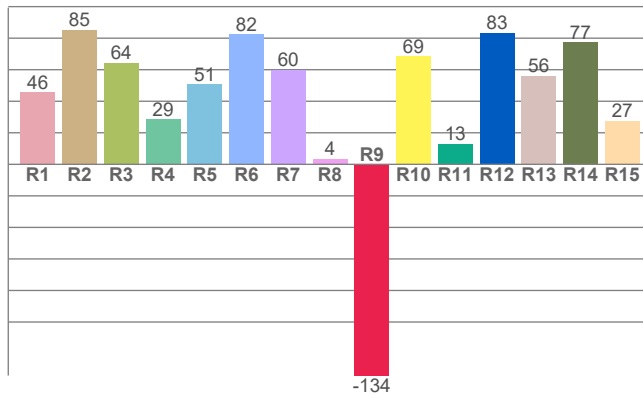
CIE 1931



CIE 1931 - Zoom



CRI: 52.5 (R1-R8)

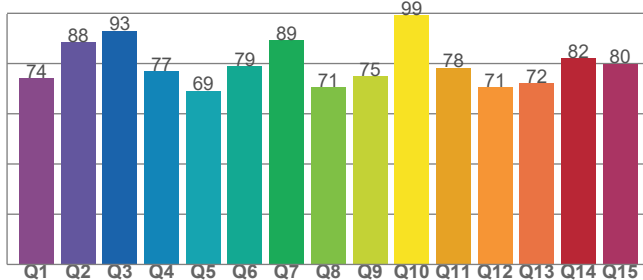


Color Parameters

Color Temperature	Color Coordinate CIE 1931	Color Coordinate CIE 1931
CCT	x	y
6561 K	0.317	0.296

Color Deviation from Black Body Curve	Color Coordinate CIE 1964	Color Coordinate CIE 1964
Δuv	y	u
-0.0200	0.296	0.214

CQS: 78.1



Color Rendering Index	Red Component	Color Quality Scale
CRI	CRI - R9	CQS
52.5	-134.0	78.1

Television Lighting Consistency Index	Color Fidelity	Color Gamut
TLCI	TM30 - Rf	TM30 Rg
40	71.1	126.7

# Photometric & Chromaticity Report

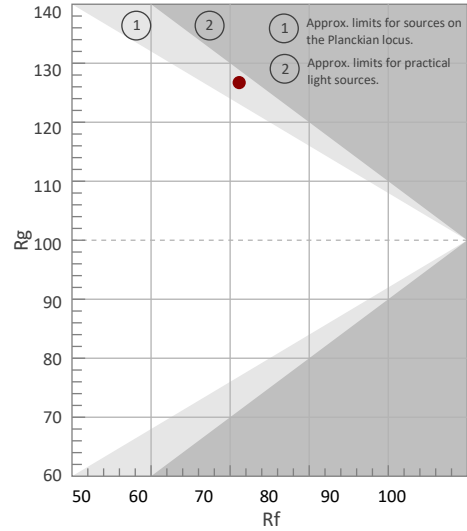
Maverick Force 2 Beam Wash: Full Spot - Full Power - Cali On - TV35

## TM-30 Details

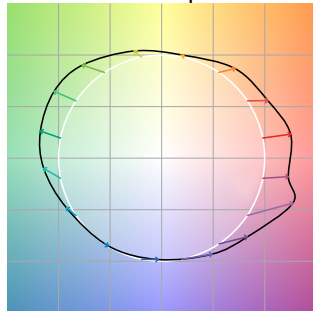
**Rf 71.1**  
Fidelity Index (Rg)

**Rg 126.7**  
Gammut Index (Rg)

Hue Bin	R <sub>f</sub>	Graphic shifts (%)	
		Chroma	Hue
1	49	27%	-2%
2	68	17%	-11%
3	70	12%	-11%
4	90	2%	-1%
5	83	7%	6%
6	69	18%	14%
7	66	23%	4%
8	66	20%	-3%
9	79	14%	-12%
10	82	4%	-11%
11	87	0%	4%
12	77	-3%	16%
13	65	1%	30%
14	57	10%	27%
15	53	30%	34%
16	58	24%	6%



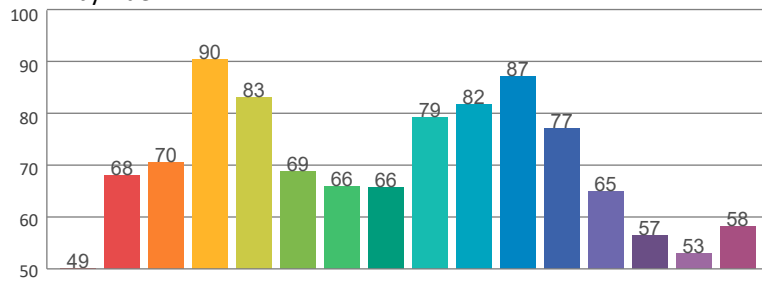
Color Vector Graphic



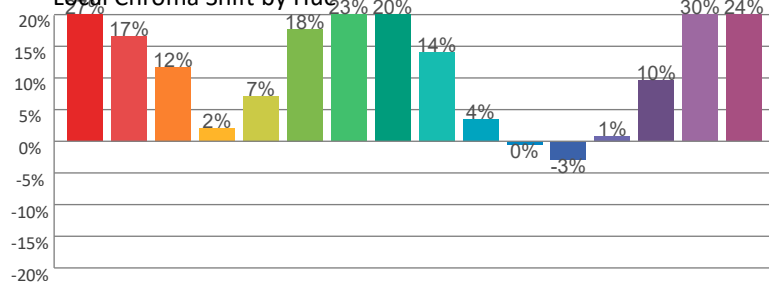
Color Distortion Graphic



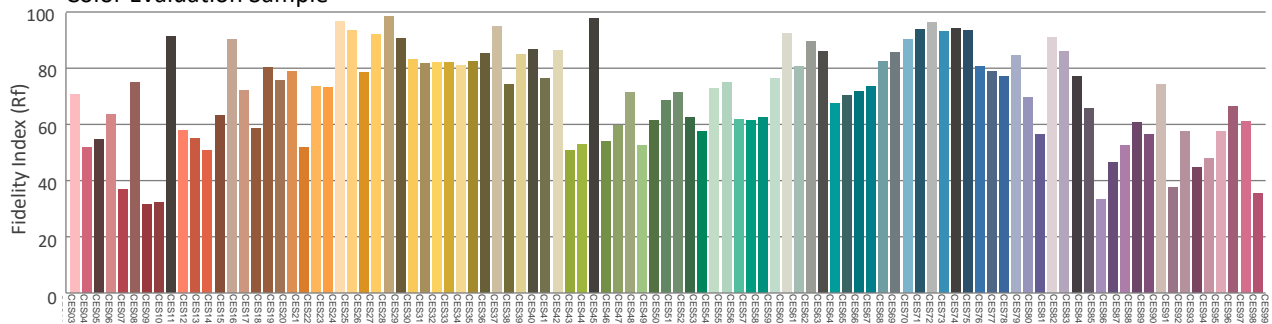
Rf by Hue



Local Chroma Shift by Hue



Color Evaluation Sample



# Photometric & Chromaticity Report

Maverick Force 2 Beam Wash: Full Spot - Full Power - Cali Off - Full

## Report Summary

### Measurements

Fixture Output: 4760 lm  
Fixture Peak: 1033882 cd  
Fixture Efficacy: 8 lm/W  
Intensity @ 5m: 41355 lux  
Color Temperature: 0 K  
CRI: 0.0      CRI R9 Value: 0.0  
CQS: 0.0  
TLCI: n/a  
TM-30 Rf: 0.0  
TM-30 Rg: 0.0  
Beam Angle (50%): 3.7°  
Field Angle (10%): 5.8°  
Cutoff Angle (3%): 6.5°

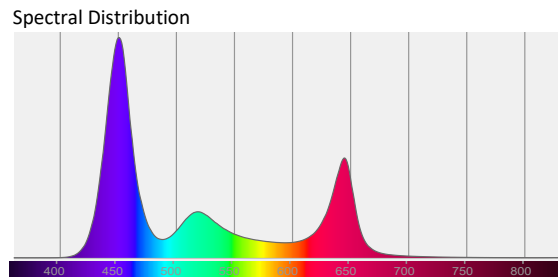
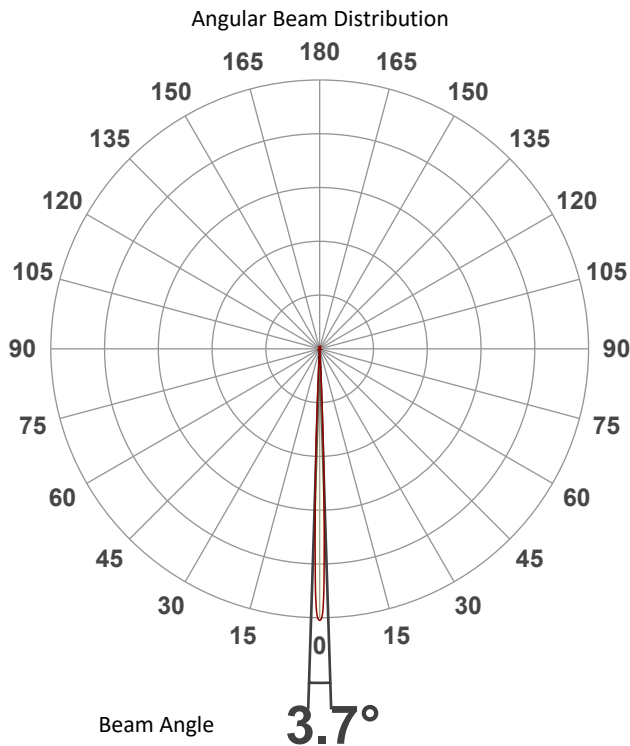


### Conditions

AC Supply: 116 V, 60 Hz  
Power: 582.49 W  
Current: 5.02 A  
Power Factor: 0.99

This data sheet conforms to American National Standard E1.9 – 2007 (R2017). All data was measured and calculated by a Viso Systems LabSpion Goniometer at the Chauvet PD Optics Laboratory in Sunrise, FL on 4/12/2023 to LM-63-2002 Standards.


## Overall Measurement



Tested Color (CIE 1931):

X: 0.239

Y: 0.172



Light Quality

CRI: 0.0

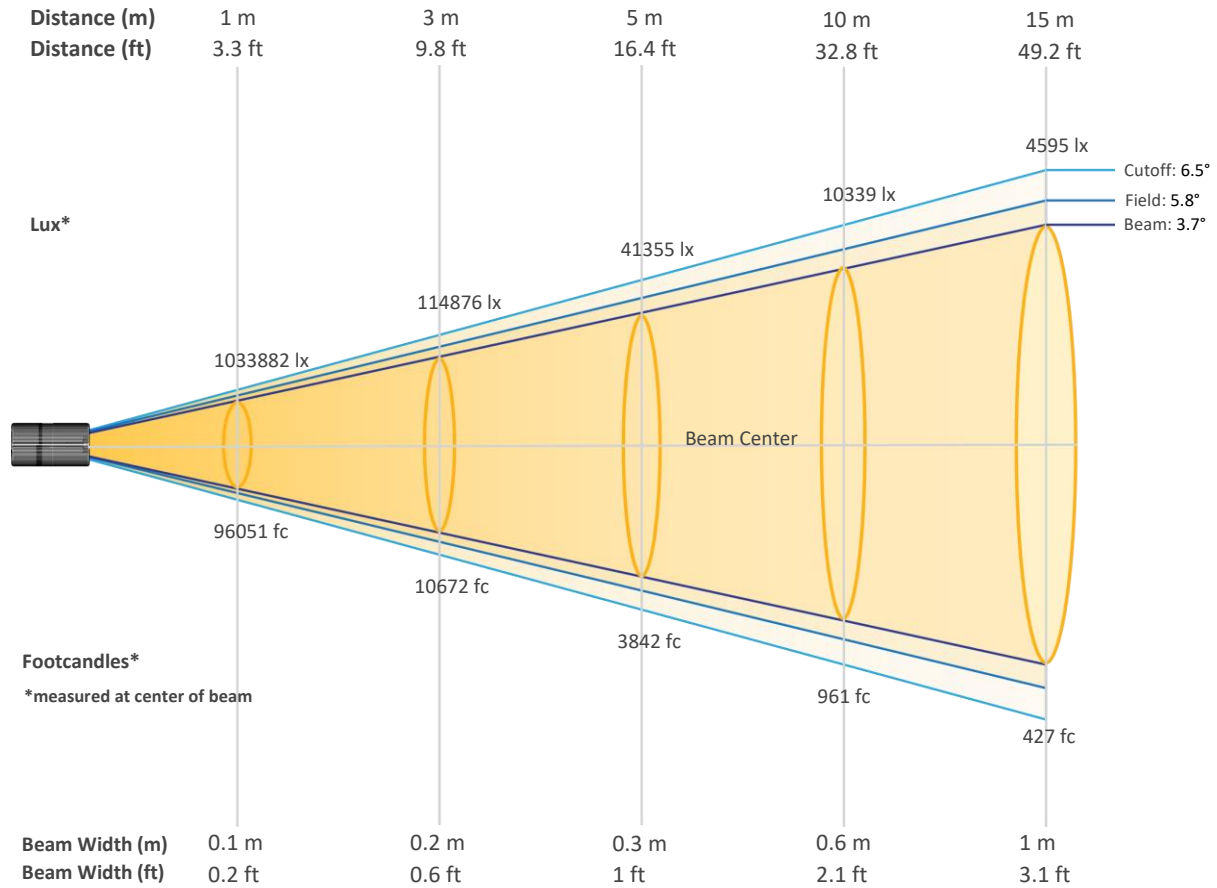
Color Temperature

0 K

# Photometric & Chromaticity Report

Maverick Force 2 Beam Wash: Full Spot - Full Power - Cali Off - Full

## Beam Details

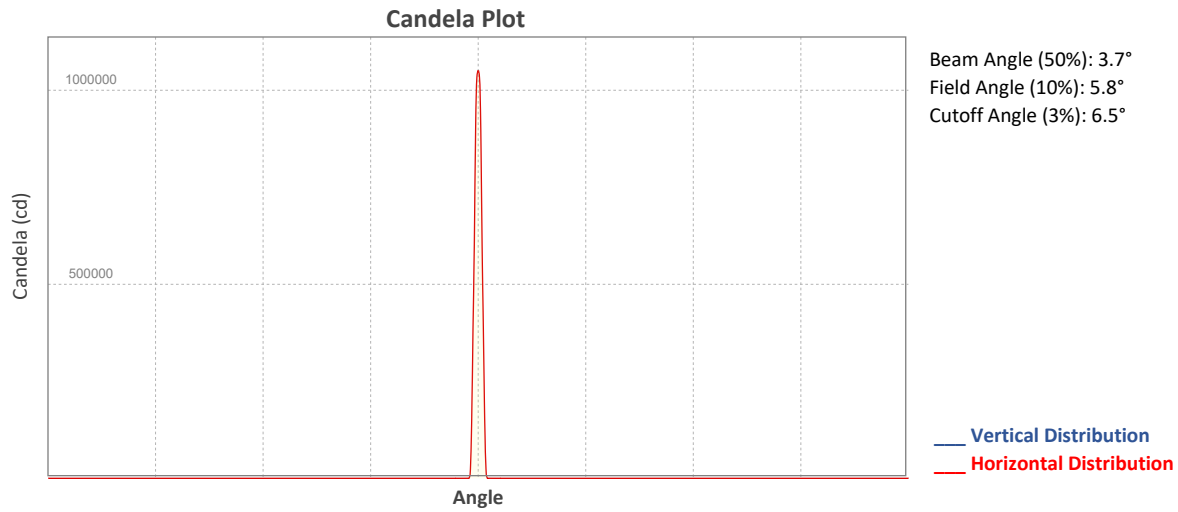


## Beam Intensities from 1-20m (3.3-65.6ft)

Distance	1m	2m	3m	4m	5m	6m	7m	8m	9m	10m
Lux	1033882	258470	114876	64618	41355	28719	21100	16154	12764	10339
Distance	11m	12m	13m	14m	15m	16m	17m	18m	19m	20m
Lux	8544	7180	6118	5275	4595	4039	3577	3191	2864	2585
Distance	3.3ft	6.6ft	9.8ft	13.1ft	16.4ft	19.7ft	23ft	26.2ft	29.5ft	32.8ft
FC	96051	24013	10672	6003	3842	2668	1960	1501	1186	961
Distance	36.1ft	39.4ft	42.7ft	45.9ft	49.2ft	52.5ft	55.8ft	59.1ft	62.3ft	65.6ft
FC	794	667	568	490	427	375	332	296	266	240

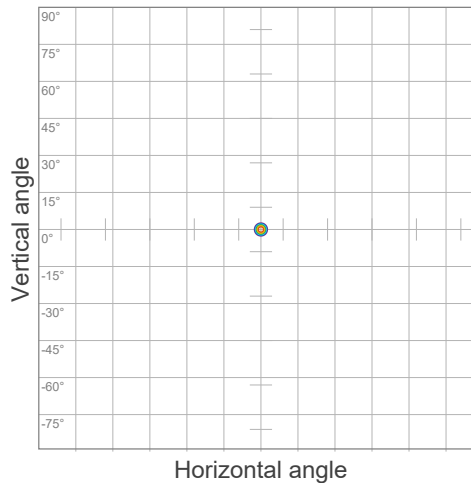
# Photometric & Chromaticity Report

Maverick Force 2 Beam Wash: Full Spot - Full Power - Cali Off - Full



## ISO Diagrams

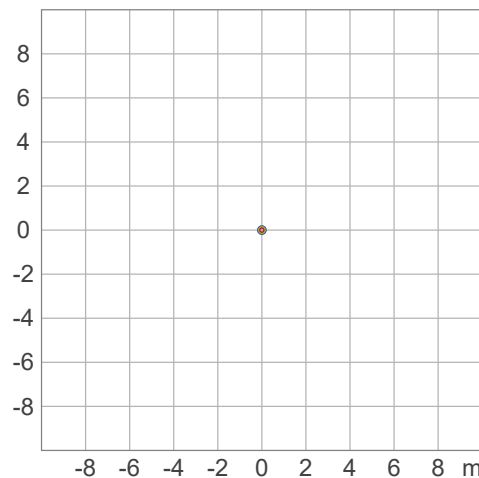
### ISO Candela Diagram



90 %	930493.8 cd
80 %	827105.6 cd
70 %	723717.4 cd
60 %	620329.3 cd
50 %	516941.0 cd
40 %	413552.8 cd
30 %	310164.6 cd
20 %	206776.4 cd
10 %	103388.2 cd

Peak intensity: 1033882.0 cd  
 Number of c-planes: 2

### ISO Lux Diagram



50.0 %	57437.9 lx
30.0 %	34462.7 lx
10.0 %	11487.6 lx
5.0 %	5743.8 lx
3.0 %	3446.3 lx

Peak illuminance: 114875.8 lx  
 Mounting height: 3.0 m  
 Number of c-planes: 2



# Photometric & Chromaticity Report

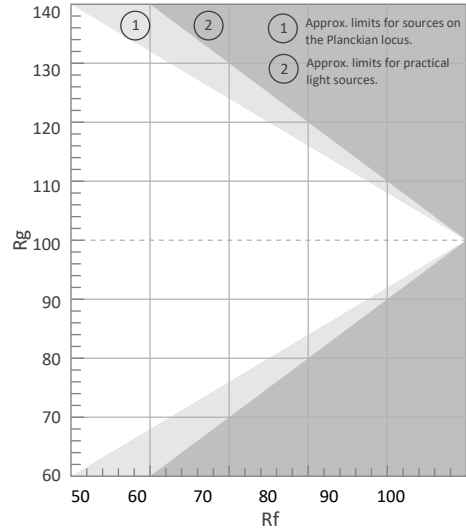
Maverick Force 2 Beam Wash: Full Spot - Full Power - Cali Off - Full

## TM-30 Details

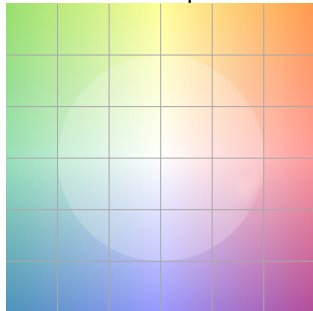
**Rf 0.0**  
Fidelity Index  
(Rg)

**Rg 0.0**  
Gammut Index (Rg)


Hue Bin	R <sub>f</sub>	Graphic shifts (%)	
		Chroma	Hue
1	0	0%	0%
2	0	0%	0%
3	0	0%	0%
4	0	0%	0%
5	0	0%	0%
6	0	0%	0%
7	0	0%	0%
8	0	0%	0%
9	0	0%	0%
10	0	0%	0%
11	0	0%	0%
12	0	0%	0%
13	0	0%	0%
14	0	0%	0%
15	0	0%	0%
16	0	0%	0%




Color Vector Graphic




Color Distortion Graphic



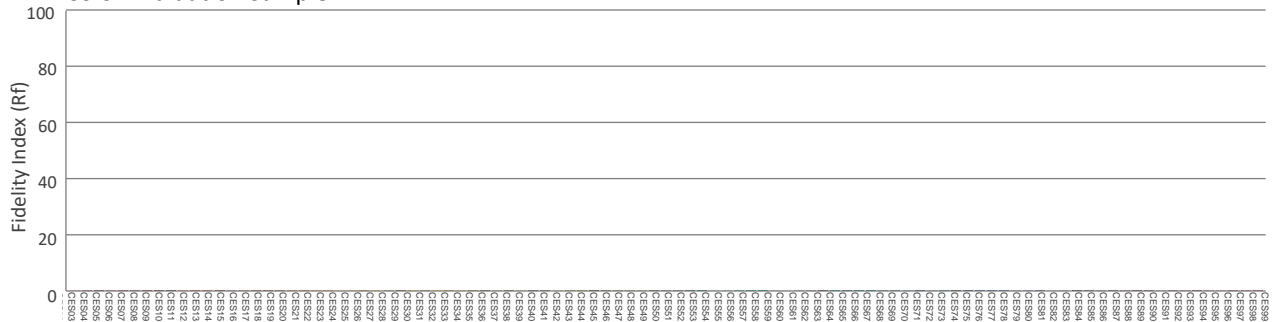
Rf by Hue



Local Chroma Shift by Hue



Color Evaluation Sample





# Photometric & Chromaticity Report

Maverick Force 2 Beam Wash: Full Spot - Full Power - Cali Off - Auto

## Report Summary

### Measurements

Fixture Output: 5007 lm  
Fixture Peak: 1025433 cd  
Fixture Efficacy: 9 lm/W  
Intensity @ 5m: 41017 lux  
Color Temperature: 0 K  
CRI: 0.0      CRI R9 Value: 0.0  
CQS: 0.0  
TLCl: n/a  
TM-30 Rf: 0.0  
TM-30 Rg: 0.0  
Beam Angle (50%): 3.6°  
Field Angle (10%): 5.7°  
Cutoff Angle (3%): 6.5°

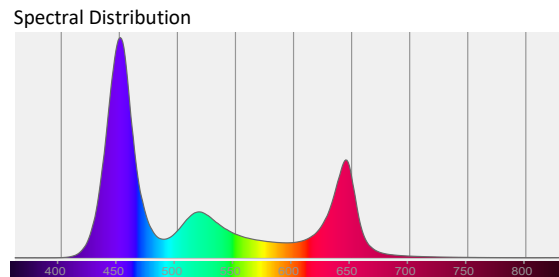
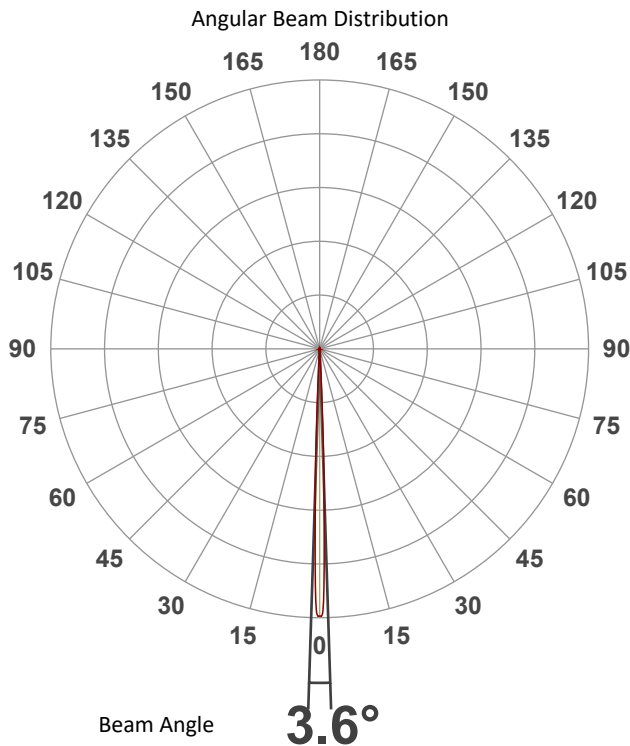


### Conditions

AC Supply: 116 V, 60 Hz  
Power: 575.76 W  
Current: 4.96 A  
Power Factor: 0.99

This data sheet conforms to American National Standard E1.9 – 2007 (R2017). All data was measured and calculated by a Viso Systems LabSpion Goniometer at the Chauvet PD Optics Laboratory in Sunrise, FL on 4/12/2023 to LM-63-2002 Standards.

## Overall Measurement



Tested Color (CIE 1931):

X: 0.238

Y: 0.171



Light Quality

CRI: 0.0

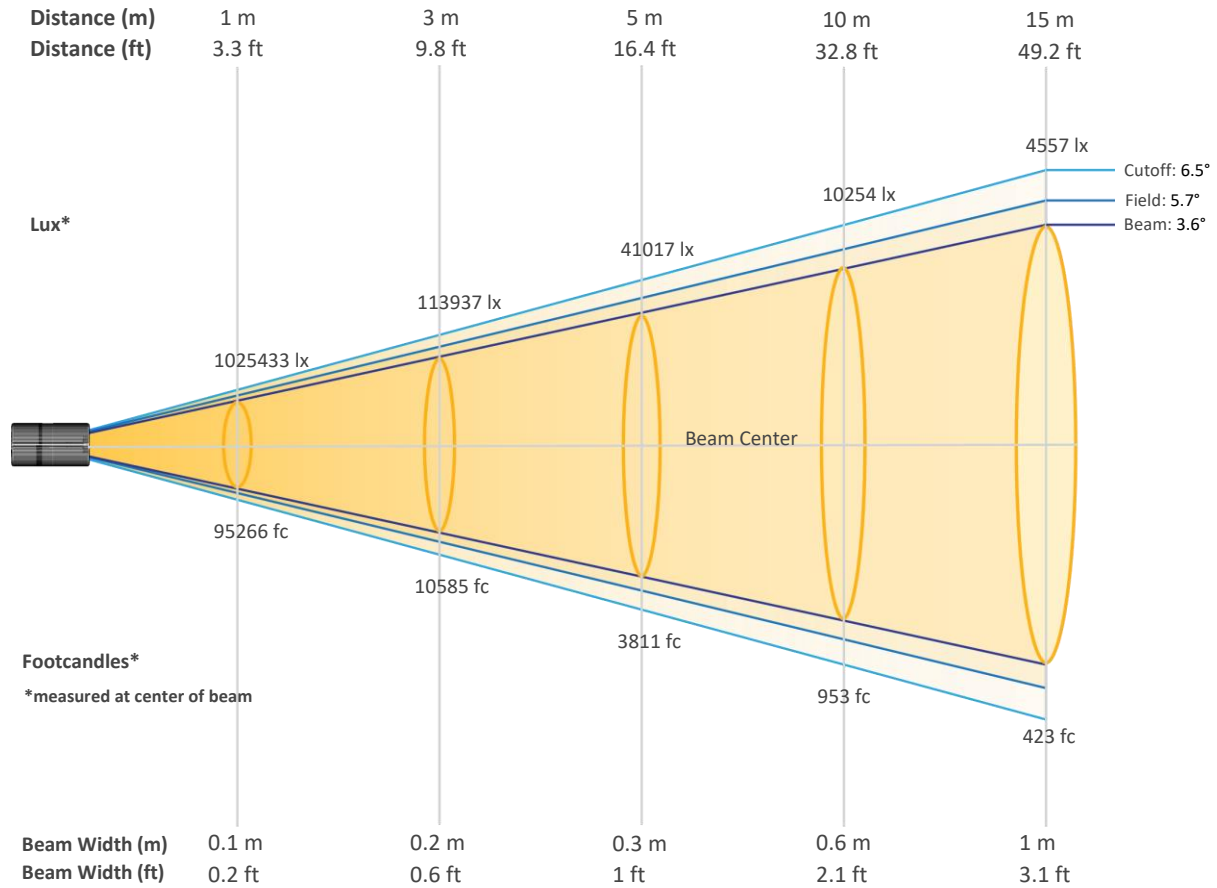
Color Temperature

0 K

# Photometric & Chromaticity Report

Maverick Force 2 Beam Wash: Full Spot - Full Power - Cali Off - Auto

## Beam Details

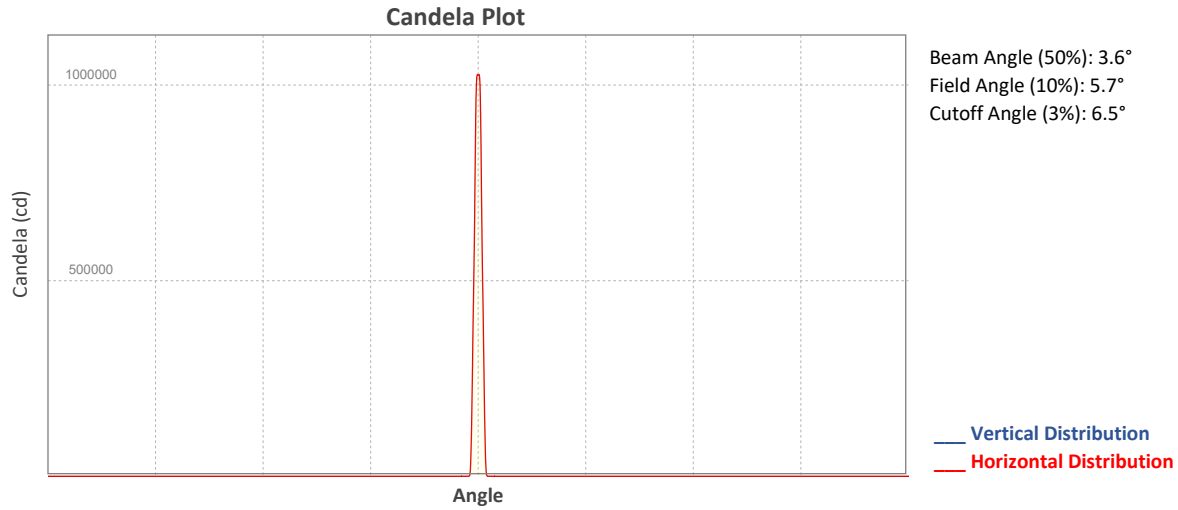


### Beam Intensities from 1-20m (3.3-65.6ft)

Distance	1m	2m	3m	4m	5m	6m	7m	8m	9m	10m
Lux	1025433	256358	113937	64090	41017	28484	20927	16022	12660	10254
Distance	11m	12m	13m	14m	15m	16m	17m	18m	19m	20m
Lux	8475	7121	6068	5232	4557	4006	3548	3165	2841	2564
Distance	3.3ft	6.6ft	9.8ft	13.1ft	16.4ft	19.7ft	23ft	26.2ft	29.5ft	32.8ft
FC	95266	23816	10585	5954	3811	2646	1944	1489	1176	953
Distance	36.1ft	39.4ft	42.7ft	45.9ft	49.2ft	52.5ft	55.8ft	59.1ft	62.3ft	65.6ft
FC	787	662	564	486	423	372	330	294	264	238

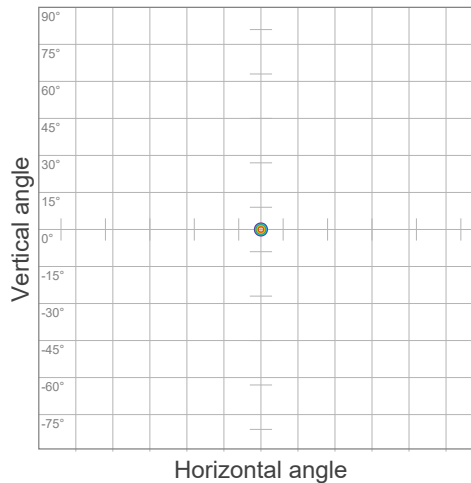
# Photometric & Chromaticity Report

Maverick Force 2 Beam Wash: Full Spot - Full Power - Cali Off - Auto



## ISO Diagrams

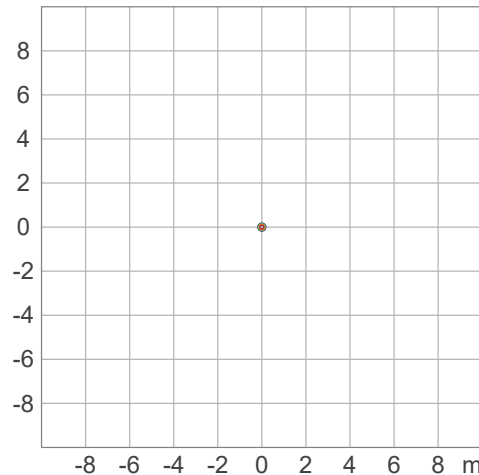
### ISO Candela Diagram



90 %	922890.1 cd
80 %	820346.8 cd
70 %	717803.4 cd
60 %	615260.1 cd
50 %	512716.7 cd
40 %	410173.4 cd
30 %	307630.0 cd
20 %	205086.7 cd
10 %	102543.3 cd

Peak intensity: 1025433.0 cd  
Number of c-planes: 2

### ISO Lux Diagram



50.0 %	56968.5 lx
30.0 %	34181.1 lx
10.0 %	11393.7 lx
5.0 %	5696.9 lx
3.0 %	3418.1 lx

Peak illuminance: 113937.0 lx  
Mounting height: 3.0 m  
Number of c-planes: 2



# Photometric & Chromaticity Report

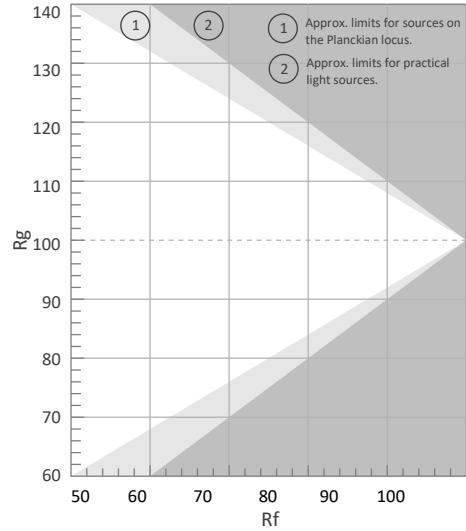
Maverick Force 2 Beam Wash: Full Spot - Full Power - Cali Off - Auto

## TM-30 Details

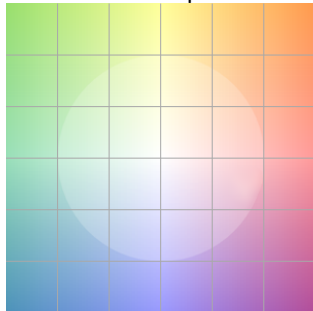
**Rf 0.0**  
Fidelity Index (Rg)

**Rg 0.0**  
Gammut Index (Rg)

Hue Bin	R <sub>f</sub>	Graphic shifts (%)	
		Chroma	Hue
1	0	0%	0%
2	0	0%	0%
3	0	0%	0%
4	0	0%	0%
5	0	0%	0%
6	0	0%	0%
7	0	0%	0%
8	0	0%	0%
9	0	0%	0%
10	0	0%	0%
11	0	0%	0%
12	0	0%	0%
13	0	0%	0%
14	0	0%	0%
15	0	0%	0%
16	0	0%	0%




Color Vector Graphic




Color Distortion Graphic



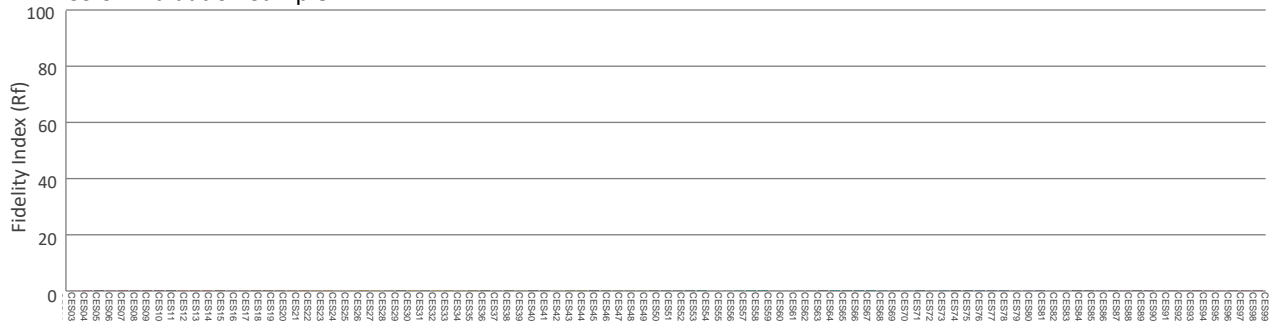
R<sub>f</sub> by Hue



Local Chroma Shift by Hue



Color Evaluation Sample



# Photometric & Chromaticity Report

Maverick Force 2 Beam Wash: Full Spot - Full Power - Cali Off - ECO

## Report Summary

### Measurements

Fixture Output: 4964 lm  
Fixture Peak: 1018445 cd  
Fixture Efficacy: 9 lm/W  
Intensity @ 5m: 40738 lux  
Color Temperature: 0 K  
CRI: 0.0      CRI R9 Value: 0.0  
CQS: 0.0  
TLCI: n/a  
TM-30 Rf: 0.0  
TM-30 Rg: 0.0  
Beam Angle (50%): 3.6°  
Field Angle (10%): 5.8°  
Cutoff Angle (3%): 6.7°

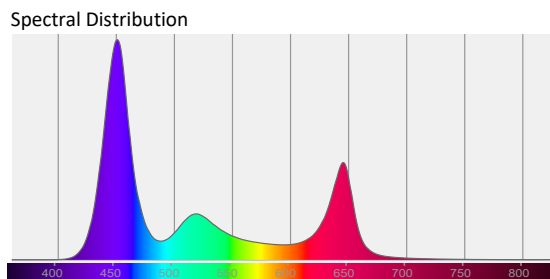
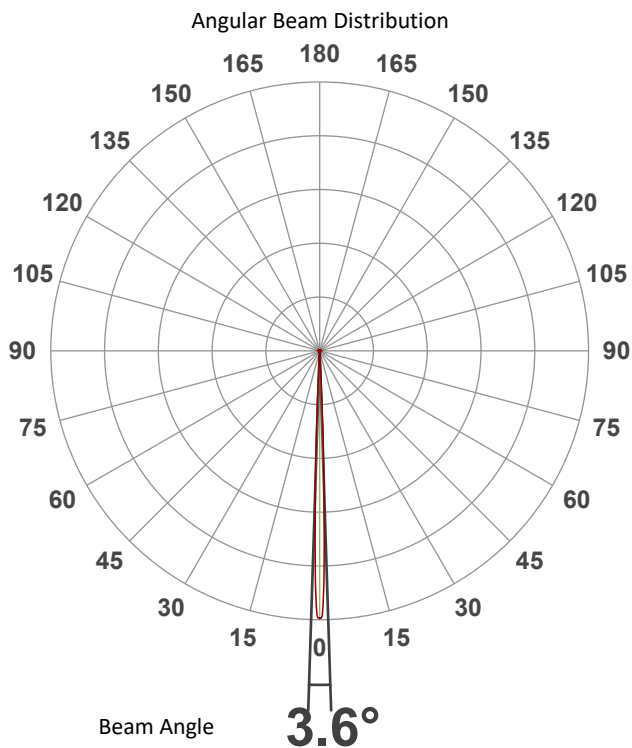


### Conditions

AC Supply: 116 V, 60 Hz  
Power: 571.0 W  
Current: 4.92 A  
Power Factor: 0.99

This data sheet conforms to American National Standard E1.9 – 2007 (R2017). All data was measured and calculated by a Viso Systems LabSpion Goniometer at the Chauvet PD Optics Laboratory in Sunrise, FL on 4/12/2023 to LM-63-2002 Standards.

## Overall Measurement



Tested Color (CIE 1931):

X: 0.237

Y: 0.171



Light Quality

CRI: 0.0

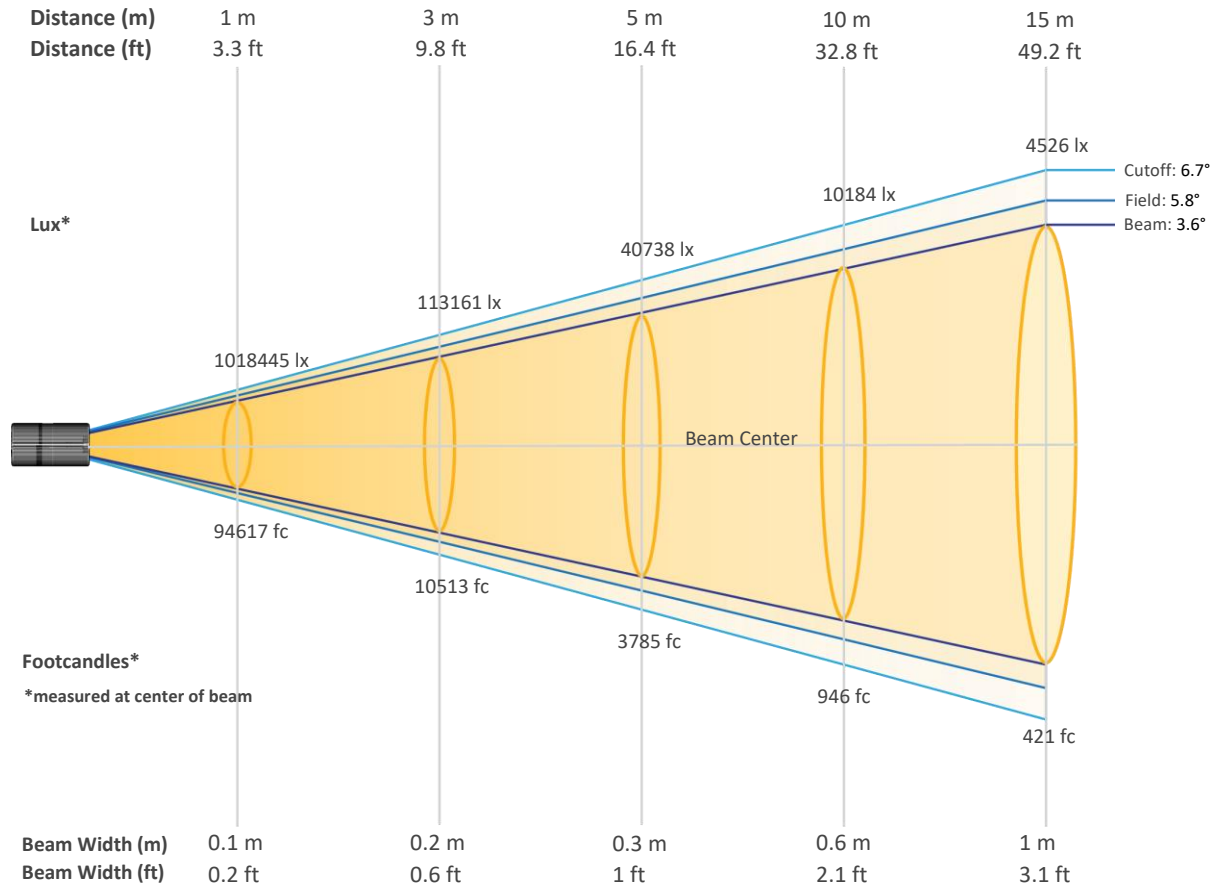
Color Temperature

0 K

# Photometric & Chromaticity Report

Maverick Force 2 Beam Wash: Full Spot - Full Power - Cali Off - ECO

## Beam Details

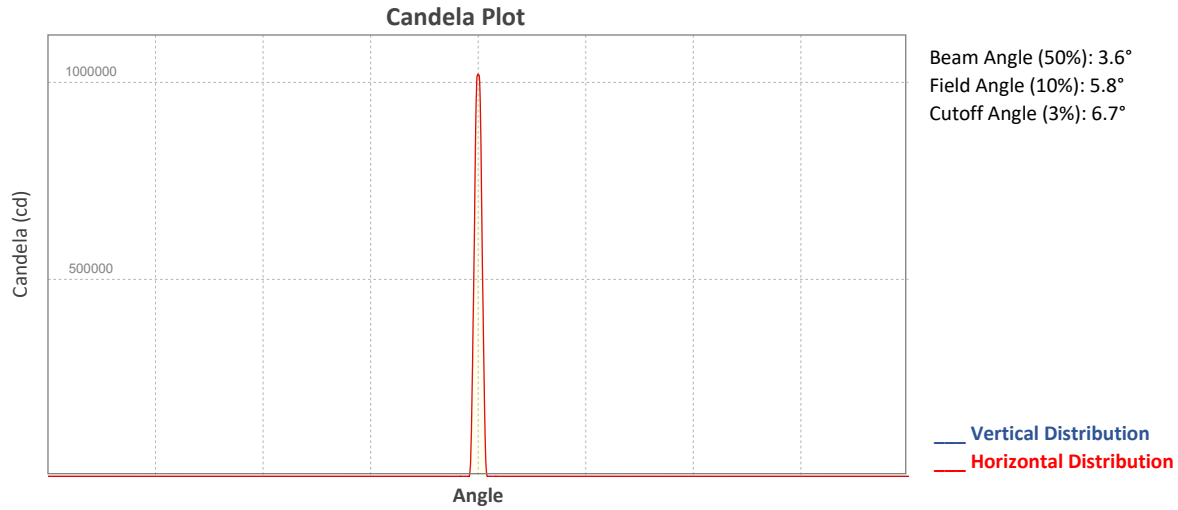


### Beam Intensities from 1-20m (3.3-65.6ft)

Distance	1m	2m	3m	4m	5m	6m	7m	8m	9m	10m
Lux	1018445	254611	113161	63653	40738	28290	20785	15913	12573	10184
Distance	11m	12m	13m	14m	15m	16m	17m	18m	19m	20m
Lux	8417	7073	6026	5196	4526	3978	3524	3143	2821	2546
Distance	3.3ft	6.6ft	9.8ft	13.1ft	16.4ft	19.7ft	23ft	26.2ft	29.5ft	32.8ft
FC	94617	23654	10513	5914	3785	2628	1931	1478	1168	946
Distance	36.1ft	39.4ft	42.7ft	45.9ft	49.2ft	52.5ft	55.8ft	59.1ft	62.3ft	65.6ft
FC	782	657	560	483	421	370	327	292	262	237

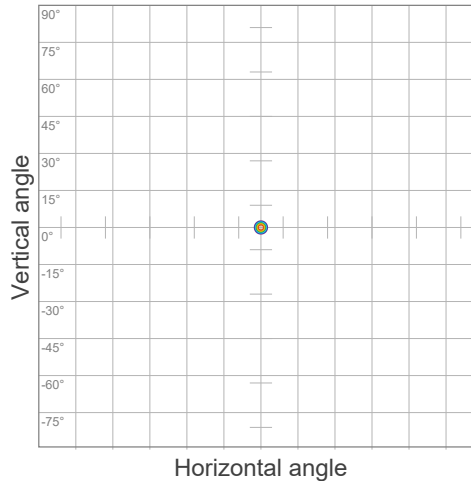
# Photometric & Chromaticity Report

Maverick Force 2 Beam Wash: Full Spot - Full Power - Cali Off - ECO



## ISO Diagrams

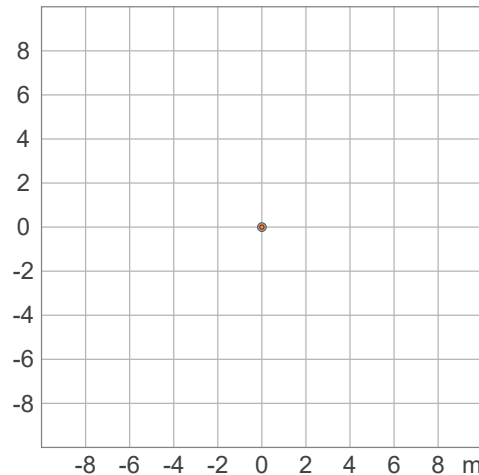
### ISO Candela Diagram



90 %	916600.8 cd
80 %	814756.3 cd
70 %	712911.8 cd
60 %	611067.3 cd
50 %	509222.7 cd
40 %	407378.2 cd
30 %	305533.6 cd
20 %	203689.1 cd
10 %	101844.5 cd

Peak intensity: 1018445.0 cd  
 Number of c-planes: 2

### ISO Lux Diagram



50.0 %	56580.3 lx
30.0 %	33948.2 lx
10.0 %	11316.1 lx
5.0 %	5658.0 lx
3.0 %	3394.8 lx

Peak illuminance: 113160.6 lx  
 Mounting height: 3.0 m  
 Number of c-planes: 2

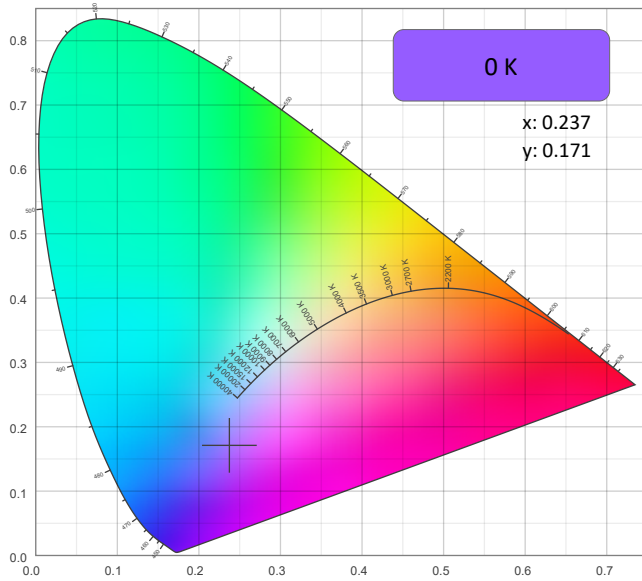


# Photometric & Chromaticity Report

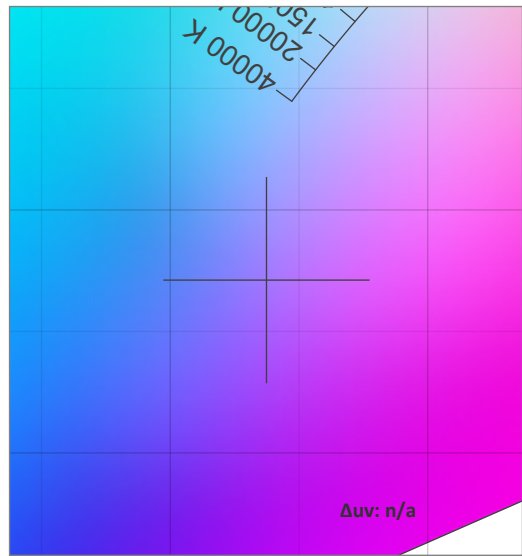
Maverick Force 2 Beam Wash: Full Spot - Full Power - Cali Off - ECO

## Chromaticity

CIE 1931



CIE 1931 - Zoom



CRI: 0.0 (R1-R8)

0	0	0	0	0	0	0	0	0	0	0	0	0	0	0	0
R1	R2	R3	R4	R5	R6	R7	R8	R9	R10	R11	R12	R13	R14	R15	

CQS: 0.0

Q1	Q2	Q3	Q4	Q5	Q6	Q7	Q8	Q9	Q10	Q11	Q12	Q13	Q14	Q15	

Color Parameters

Color Temperature	Color Coordinate CIE 1931	Color Coordinate CIE 1931
CCT	x	y
0 K	0.237	0.171

Color Deviation from Black Body Curve	Color Coordinate CIE 1964	Color Coordinate CIE 1964
Δuv	y	u
n/a	0.171	0.207

Color Rendering Index	Red Component	Color Quality Scale
CRI	CRI - R9	CQS
0.0	0.0	0.0

Television Lighting Consistency Index	Color Fidelity	Color Gamut
TLCI	TM30 - Rf	TM30 Rg
n/a	0.0	0.0

# Photometric & Chromaticity Report

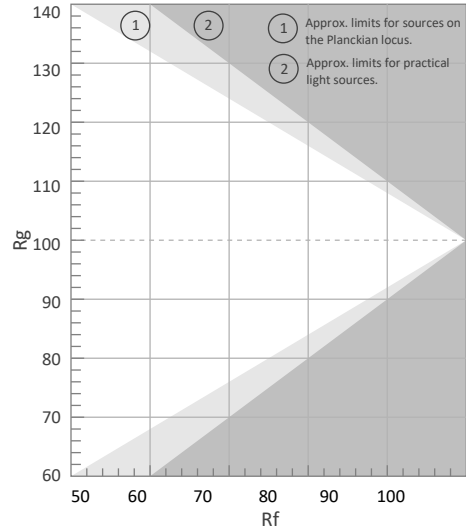
Maverick Force 2 Beam Wash: Full Spot - Full Power - Cali Off - ECO

## TM-30 Details


**Rf 0.0**  
Fidelity Index (Rg)

**Rg 0.0**  
Gammut Index (Rg)


Hue Bin	R <sub>f</sub>	Graphic shifts (%)	
		Chroma	Hue
1	0	0%	0%
2	0	0%	0%
3	0	0%	0%
4	0	0%	0%
5	0	0%	0%
6	0	0%	0%
7	0	0%	0%
8	0	0%	0%
9	0	0%	0%
10	0	0%	0%
11	0	0%	0%
12	0	0%	0%
13	0	0%	0%
14	0	0%	0%
15	0	0%	0%
16	0	0%	0%




Color Vector Graphic



Color Distortion Graphic



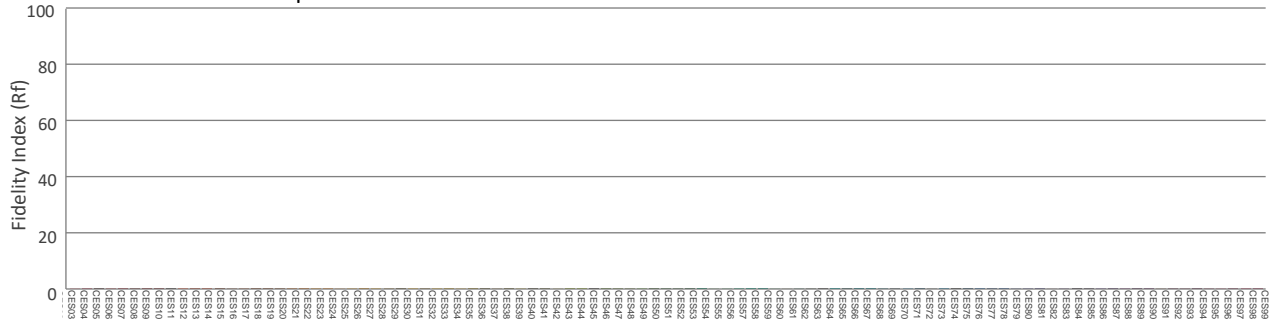
R<sub>f</sub> by Hue



Local Chroma Shift by Hue



Color Evaluation Sample



# Photometric & Chromaticity Report

Maverick Force 2 Beam Wash: Full Spot - Full Power - Cali Off - TV25

## Report Summary

### Measurements

Fixture Output: 2842 lm  
Fixture Peak: 505053 cd  
Fixture Efficacy: 6 lm/W  
Intensity @ 5m: 20202 lux  
Color Temperature: 0 K  
CRI: 0.0      CRI R9 Value: 0.0  
CQS: 0.0  
TLCI: n/a  
TM-30 Rf: 0.0  
TM-30 Rg: 0.0  
Beam Angle (50%): 4°  
Field Angle (10%): 6.4°  
Cutoff Angle (3%): 7.5°

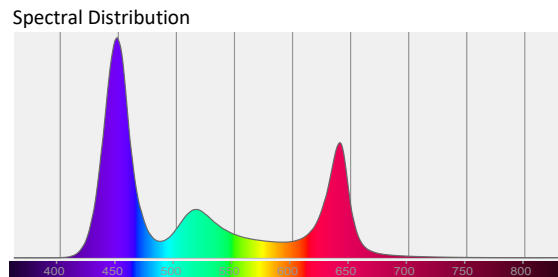
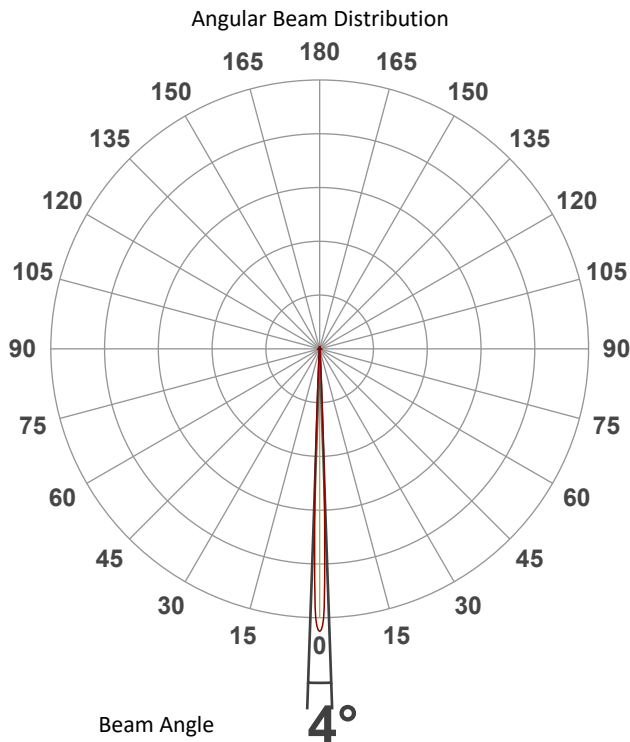


### Conditions

AC Supply: 117 V, 60 Hz  
Power: 484.0 W  
Current: 4.14 A  
Power Factor: 0.99

This data sheet conforms to American National Standard E1.9 – 2007 (R2017). All data was measured and calculated by a Viso Systems LabSpion Goniometer at the Chauvet PD Optics Laboratory in Sunrise, FL on 4/12/2023 to LM-63-2002 Standards.

## Overall Measurement



Tested Color (CIE 1931):

X: 0.250

Y: 0.175



Light Quality

CRI: 0.0

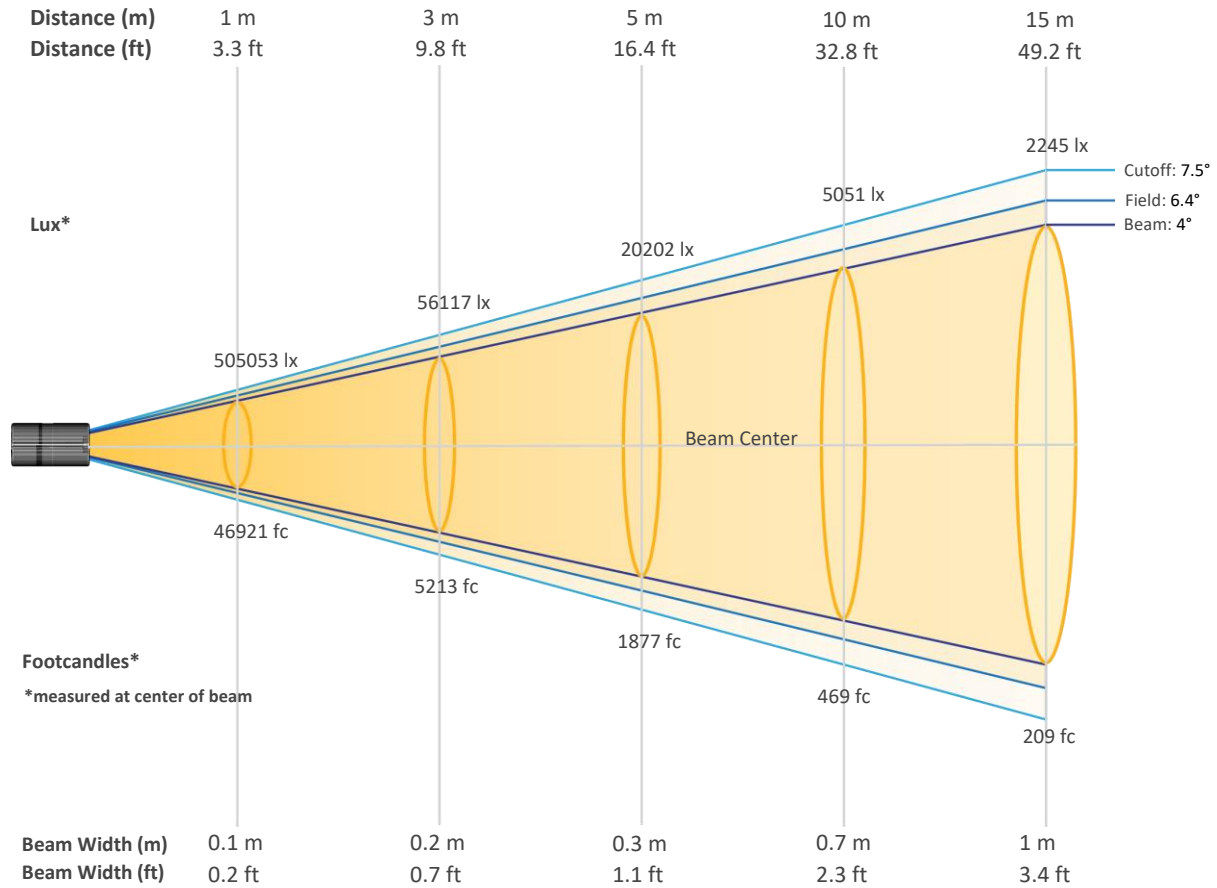
Color Temperature

0 K

# Photometric & Chromaticity Report

Maverick Force 2 Beam Wash: Full Spot - Full Power - Cali Off - TV25

## Beam Details

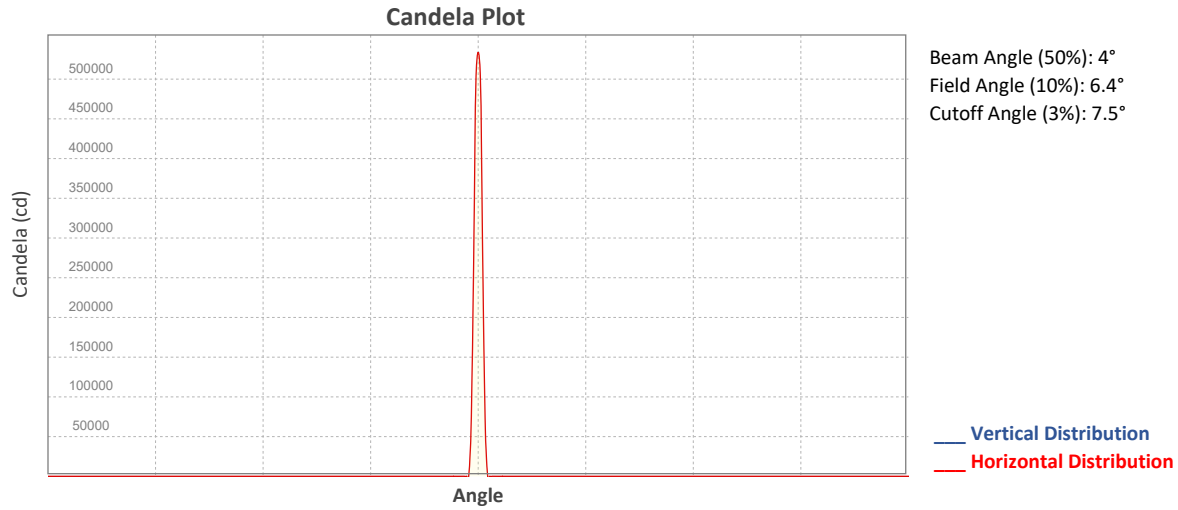


### Beam Intensities from 1-20m (3.3-65.6ft)

Distance	1m	2m	3m	4m	5m	6m	7m	8m	9m	10m
Lux	505053	126263	56117	31566	20202	14029	10307	7891	6235	5051
Distance	11m	12m	13m	14m	15m	16m	17m	18m	19m	20m
Lux	4174	3507	2988	2577	2245	1973	1748	1559	1399	1263
Distance	3.3ft	6.6ft	9.8ft	13.1ft	16.4ft	19.7ft	23ft	26.2ft	29.5ft	32.8ft
FC	46921	11730	5213	2933	1877	1303	958	733	579	469
Distance	36.1ft	39.4ft	42.7ft	45.9ft	49.2ft	52.5ft	55.8ft	59.1ft	62.3ft	65.6ft
FC	388	326	278	239	209	183	162	145	130	117

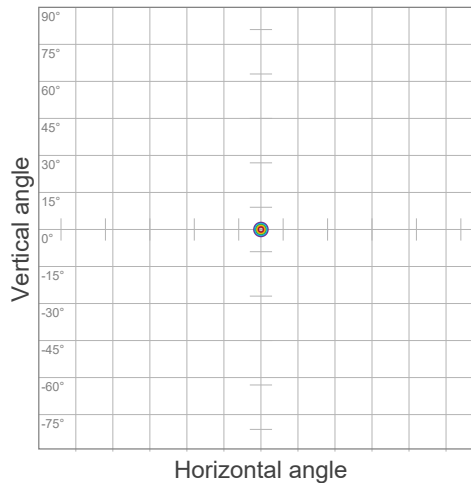
# Photometric & Chromaticity Report

Maverick Force 2 Beam Wash: Full Spot - Full Power - Cali Off - TV25



## ISO Diagrams

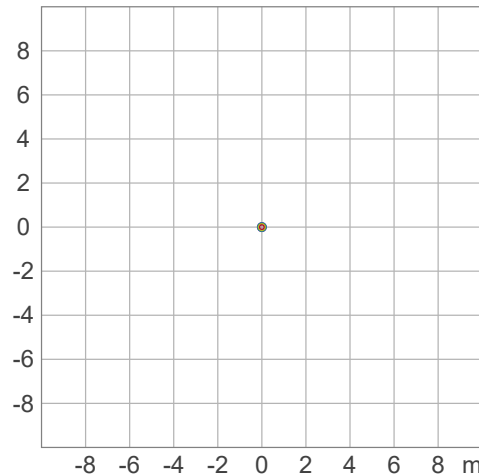
### ISO Candela Diagram



90 %	454547.9 cd
80 %	404042.6 cd
70 %	353537.3 cd
60 %	303032.0 cd
50 %	252526.6 cd
40 %	202021.3 cd
30 %	151516.0 cd
20 %	101010.6 cd
10 %	50505.3 cd

Peak intensity: 505053.3 cd  
Number of c-planes: 2

### ISO Lux Diagram



50.0 %	28058.5 lx
30.0 %	16835.1 lx
10.0 %	5611.7 lx
5.0 %	2805.9 lx
3.0 %	1683.5 lx

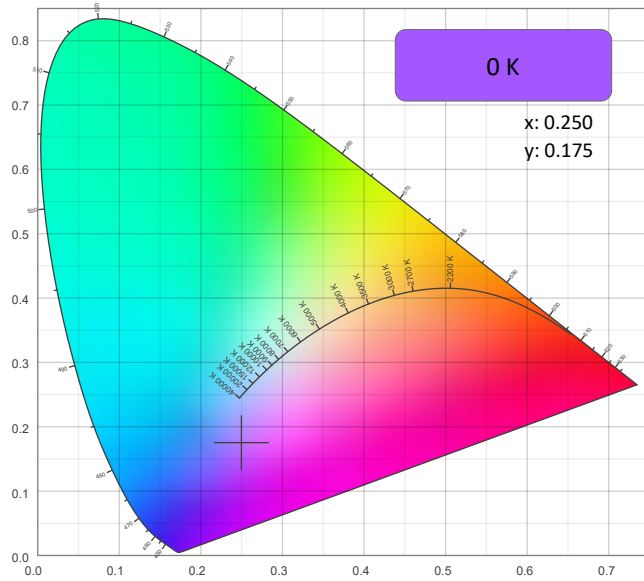
Peak illuminance: 56117.0 lx  
Mounting height: 3.0 m  
Number of c-planes: 2

# Photometric & Chromaticity Report


Maverick Force 2 Beam Wash: Full Spot - Full Power - Cali Off - TV25

## Chromaticity

CIE 1931



CIE 1931 - Zoom



### CRI: 0.0 (R1-R8)

0	0	0	0	0	0	0	0	0	0	0	0	0	0	0
R1	R2	R3	R4	R5	R6	R7	R8	R9	R10	R11	R12	R13	R14	R15

### CQS: 0.0

0	0	0	0	0	0	0	0	0	0	0	0	0	0	0
Q1	Q2	Q3	Q4	Q5	Q6	Q7	Q8	Q9	Q10	Q11	Q12	Q13	Q14	Q15

### Color Parameters

Color Temperature	Color Coordinate CIE 1931	Color Coordinate CIE 1931
CCT	x	y
0 K	0.250	0.175

Color Deviation from Black Body Curve	Color Coordinate CIE 1964	Color Coordinate CIE 1964
$\Delta uv$	y	u
n/a	0.175	0.217

Color Rendering Index	Red Component	Color Quality Scale
CRI	CRI - R9	CQS
0.0	0.0	0.0

Television Lighting Consistency Index	Color Fidelity	Color Gamut
TLCI	TM30 - Rf	TM30 Rg
n/a	0.0	0.0

# Photometric & Chromaticity Report

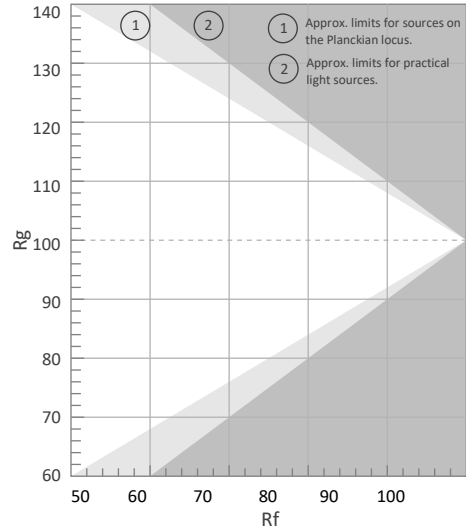
Maverick Force 2 Beam Wash: Full Spot - Full Power - Cali Off - TV25

## TM-30 Details

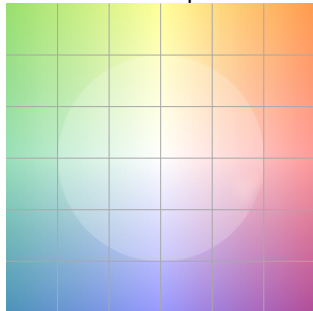
**Rf 0.0**  
Fidelity Index (Rg)

**Rg 0.0**  
Gammut Index (Rg)

Hue Bin	R <sub>f</sub>	Graphic shifts (%)	
		Chroma	Hue
1	0	0%	0%
2	0	0%	0%
3	0	0%	0%
4	0	0%	0%
5	0	0%	0%
6	0	0%	0%
7	0	0%	0%
8	0	0%	0%
9	0	0%	0%
10	0	0%	0%
11	0	0%	0%
12	0	0%	0%
13	0	0%	0%
14	0	0%	0%
15	0	0%	0%
16	0	0%	0%




Color Vector Graphic




Color Distortion Graphic



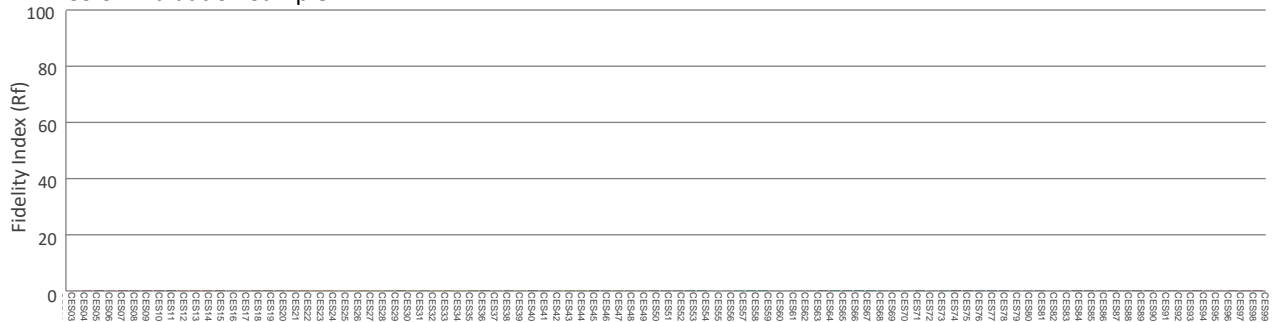
R<sub>f</sub> by Hue



Local Chroma Shift by Hue



Color Evaluation Sample



# Photometric & Chromaticity Report

Maverick Force 2 Beam Wash: Full Spot - Full Power - Cali Off - TV35

## Report Summary

### Measurements

Fixture Output: 2258 lm  
Fixture Peak: 407833 cd  
Fixture Efficacy: 5 lm/W  
Intensity @ 5m: 16313 lux  
Color Temperature: 0 K  
CRI: 0.0      CRI R9 Value: 0.0  
CQS: 0.0  
TLCl: n/a  
TM-30 Rf: 0.0  
TM-30 Rg: 0.0  
Beam Angle (50%): 4°  
Field Angle (10%): 6.5°  
Cutoff Angle (3%): 7.4°

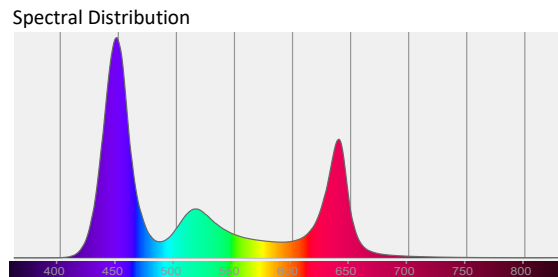
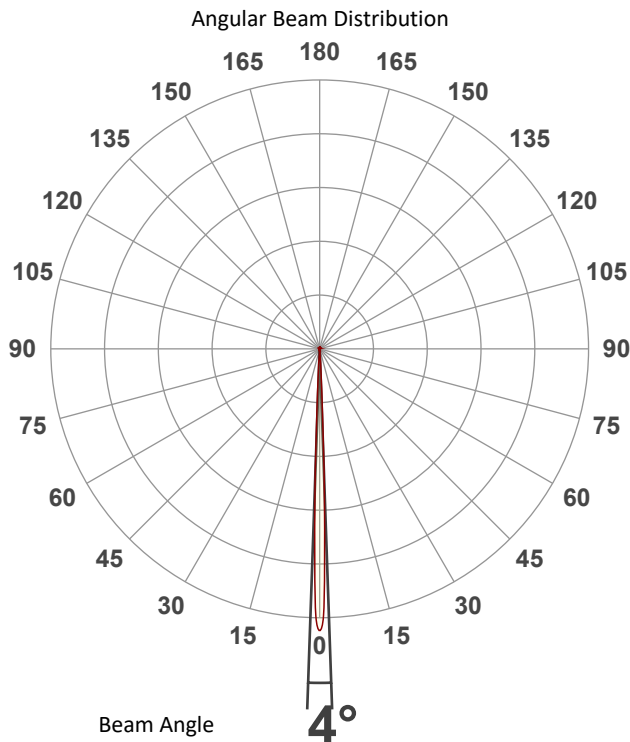


### Conditions

AC Supply: 117 V, 60 Hz  
Power: 485.25 W  
Current: 4.16 A  
Power Factor: 0.99

This data sheet conforms to American National Standard E1.9 – 2007 (R2017). All data was measured and calculated by a Viso Systems LabSpion Goniometer at the Chauvet PD Optics Laboratory in Sunrise, FL on 4/12/2023 to LM-63-2002 Standards.

## Overall Measurement



Tested Color (CIE 1931):

X: 0.252

Y: 0.176



Light Quality

CRI: 0.0

Color Temperature

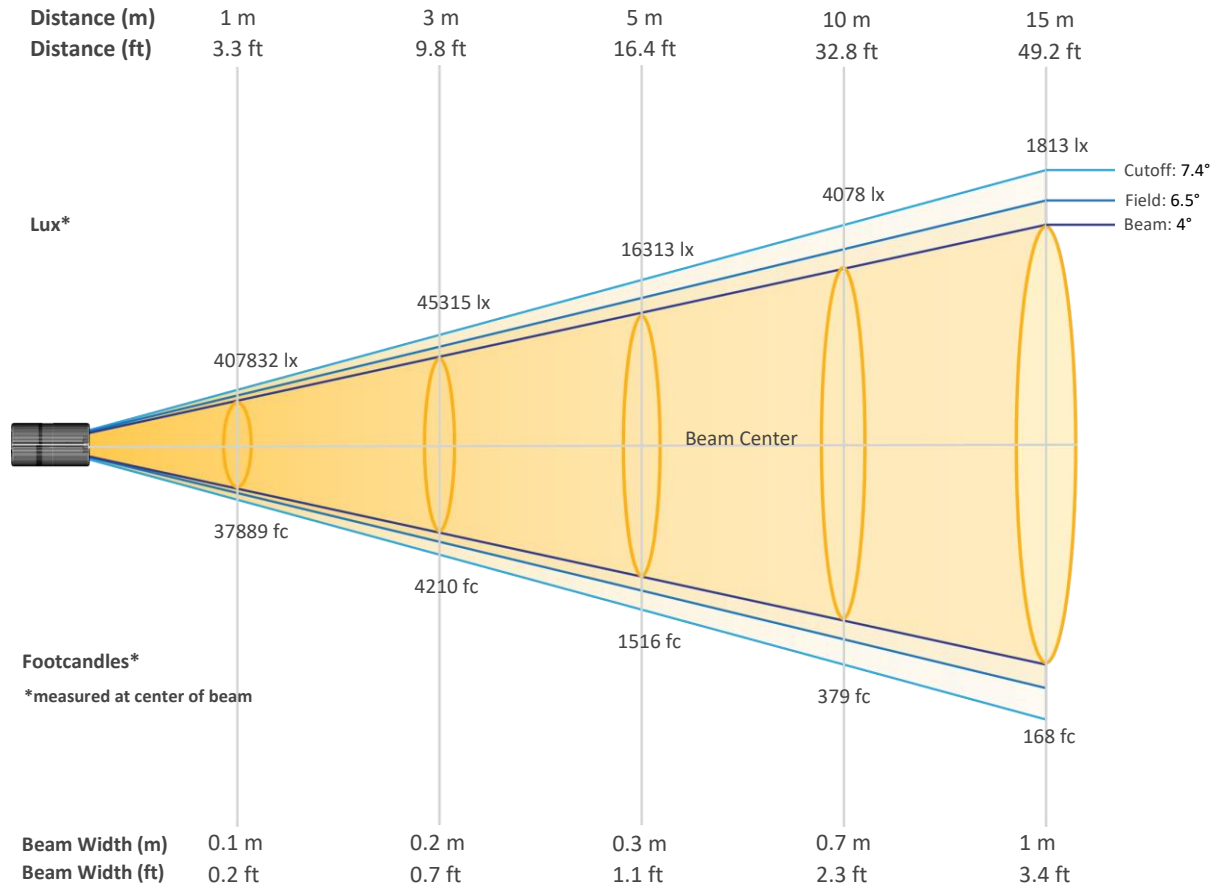
0 K



# Photometric & Chromaticity Report

Maverick Force 2 Beam Wash: Full Spot - Full Power - Cali Off - TV35

## Beam Details

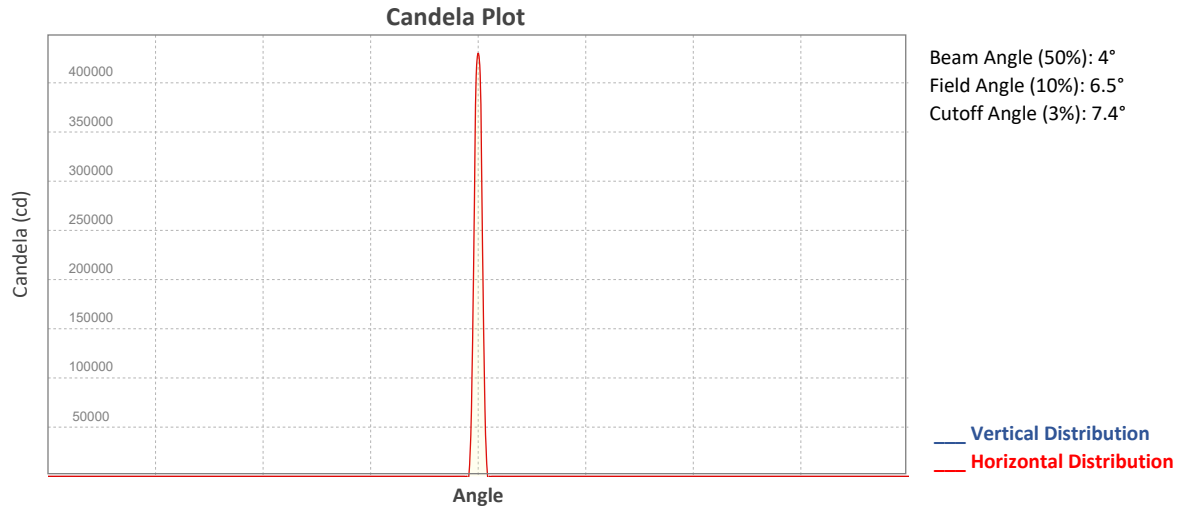


## Beam Intensities from 1-20m (3.3-65.6ft)

Distance	1m	2m	3m	4m	5m	6m	7m	8m	9m	10m
Lux	407832	101958	45315	25490	16313	11329	8323	6372	5035	4078
Distance	11m	12m	13m	14m	15m	16m	17m	18m	19m	20m
Lux	3371	2832	2413	2081	1813	1593	1411	1259	1130	1020
Distance	3.3ft	6.6ft	9.8ft	13.1ft	16.4ft	19.7ft	23ft	26.2ft	29.5ft	32.8ft
FC	37889	9472	4210	2368	1516	1052	773	592	468	379
Distance	36.1ft	39.4ft	42.7ft	45.9ft	49.2ft	52.5ft	55.8ft	59.1ft	62.3ft	65.6ft
FC	313	263	224	193	168	148	131	117	105	95

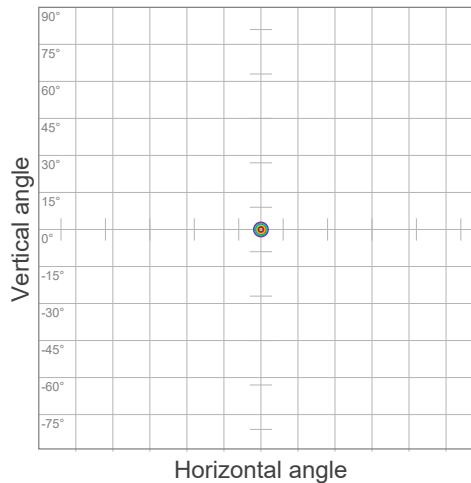
# Photometric & Chromaticity Report

Maverick Force 2 Beam Wash: Full Spot - Full Power - Cali Off - TV35



## ISO Diagrams

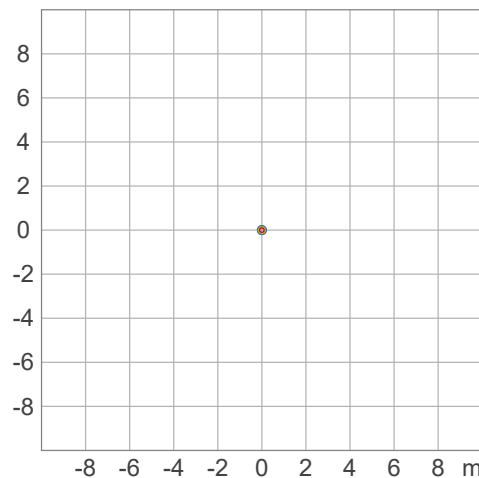
### ISO Candela Diagram



90 %	367049.3 cd
80 %	326266.0 cd
70 %	285482.8 cd
60 %	244699.5 cd
50 %	203916.3 cd
40 %	163133.0 cd
30 %	122349.8 cd
20 %	81566.5 cd
10 %	40783.3 cd

Peak intensity: 407832.5 cd  
 Number of c-planes: 2

### ISO Lux Diagram



50.0 %	22657.4 lx
30.0 %	13594.4 lx
10.0 %	4531.5 lx
5.0 %	2265.7 lx
3.0 %	1359.4 lx

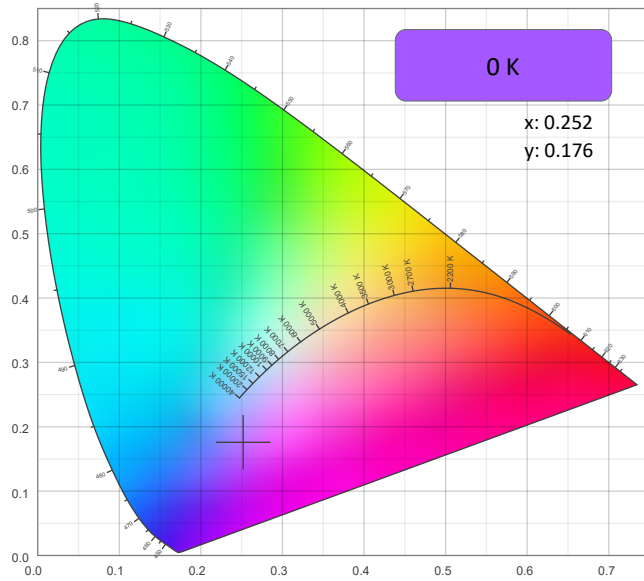
Peak illuminance: 45314.7 lx  
 Mounting height: 3.0 m  
 Number of c-planes: 2

# Photometric & Chromaticity Report


Maverick Force 2 Beam Wash: Full Spot - Full Power - Cali Off - TV35

## Chromaticity

CIE 1931



CIE 1931 - Zoom



### CRI: 0.0 (R1-R8)

0	0	0	0	0	0	0	0	0	0	0	0	0	0	0
R1	R2	R3	R4	R5	R6	R7	R8	R9	R10	R11	R12	R13	R14	R15

### CQS: 0.0

0	0	0	0	0	0	0	0	0	0	0	0	0	0	0
Q1	Q2	Q3	Q4	Q5	Q6	Q7	Q8	Q9	Q10	Q11	Q12	Q13	Q14	Q15

### Color Parameters

Color Temperature	Color Coordinate CIE 1931	Color Coordinate CIE 1931
CCT	x	y
0 K	0.252	0.176

Color Deviation from Black Body Curve	Color Coordinate CIE 1964	Color Coordinate CIE 1964
$\Delta uv$	y	u
n/a	0.176	0.219

Color Rendering Index	Red Component	Color Quality Scale
CRI	CRI - R9	CQS
0.0	0.0	0.0

Television Lighting Consistency Index	Color Fidelity	Color Gamut
TLCI	TM30 - Rf	TM30 Rg
n/a	0.0	0.0



# Photometric & Chromaticity Report

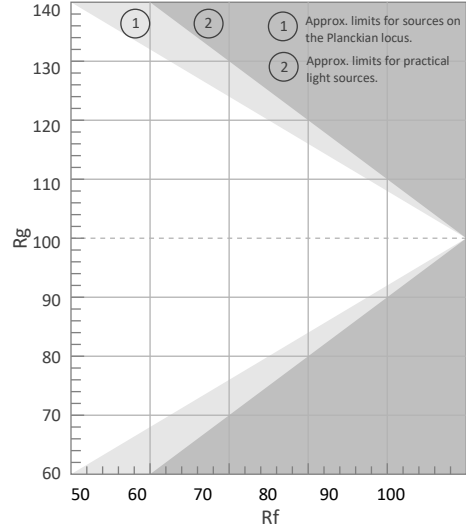
Maverick Force 2 Beam Wash: Full Spot - Full Power - Cali Off - TV35

## TM-30 Details


**Rf 0.0**  
Fidelity Index (Rg)

**Rg 0.0**  
Gammut Index (Rg)


Hue Bin	R <sub>f</sub>	Graphic shifts (%)	
		Chroma	Hue
1	0	0%	0%
2	0	0%	0%
3	0	0%	0%
4	0	0%	0%
5	0	0%	0%
6	0	0%	0%
7	0	0%	0%
8	0	0%	0%
9	0	0%	0%
10	0	0%	0%
11	0	0%	0%
12	0	0%	0%
13	0	0%	0%
14	0	0%	0%
15	0	0%	0%
16	0	0%	0%




Color Vector Graphic



Color Distortion Graphic



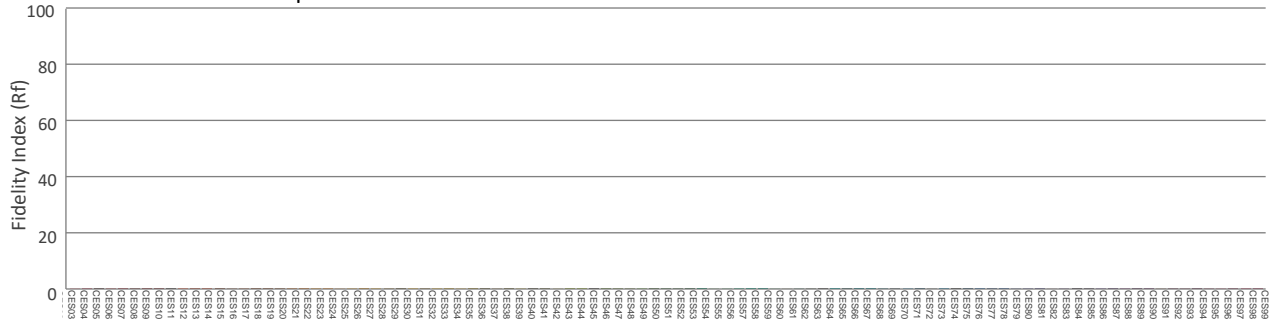
Rf by Hue



Local Chroma Shift by Hue



Color Evaluation Sample



# Photometric & Chromaticity Report

Maverick Force 2 Beam Wash: 50% Zoom - Full Power - Cali On - Full

## Report Summary

### Measurements

Fixture Output: 6268 lm  
Fixture Peak: 113295 cd  
Fixture Efficacy: 14 lm/W  
Intensity @ 5m: 4532 lux  
Color Temperature: 7651 K  
CRI: 59.4    CRI R9 Value: -122.6  
CQS: 80.8  
TLCI: 46  
TM-30 Rf: 73.9  
TM-30 Rg: 123.0  
Beam Angle (50%): 14.2°  
Field Angle (10%): 19.4°  
Cutoff Angle (3%): 22.1°

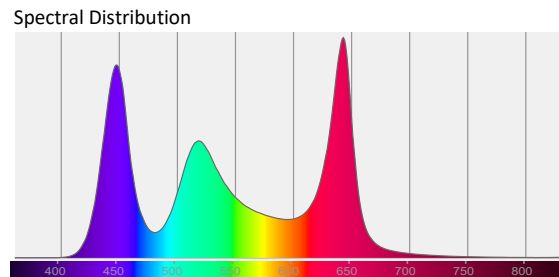
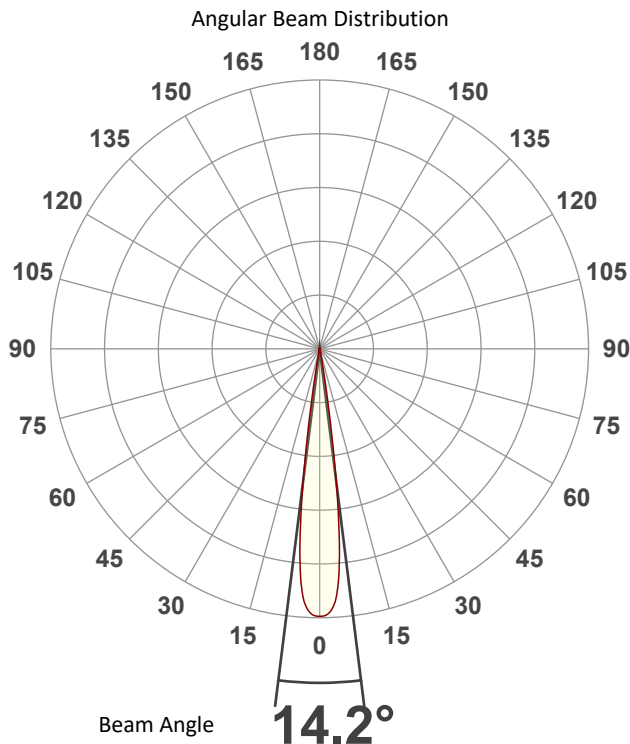


### Conditions

AC Supply: 116 V, 60 Hz  
Power: 457.19 W  
Current: 3.94 A  
Power Factor: 0.99

This data sheet conforms to American National Standard E1.9 – 2007 (R2017). All data was measured and calculated by a Viso Systems LabSpion Goniometer at the Chauvet PD Optics Laboratory in Sunrise, FL on 4/13/2023 to LM-63-2002 Standards.

## Overall Measurement



Tested Color (CIE 1931):

X: 0.304

Y: 0.291



Light Quality

CRI: 59.4

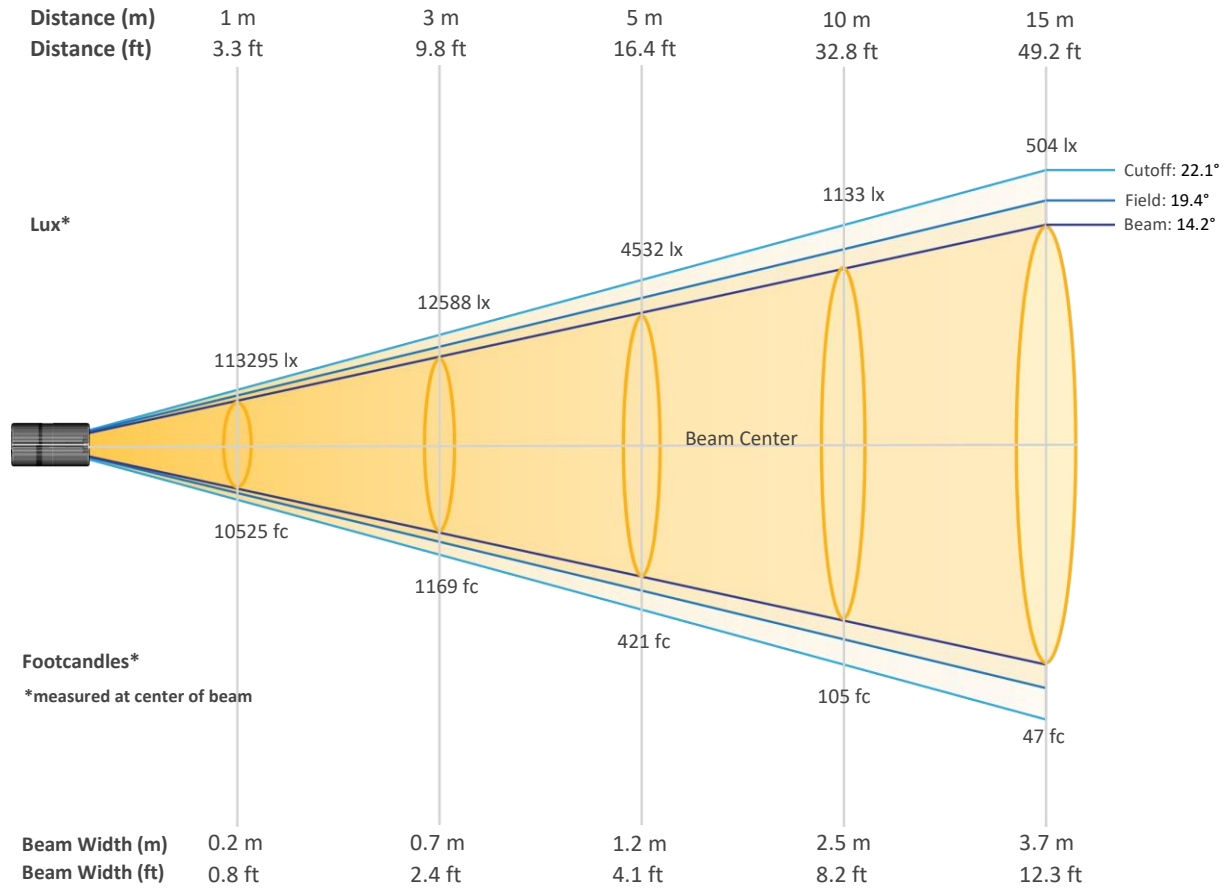
Color Temperature

7651 K

# Photometric & Chromaticity Report

Maverick Force 2 Beam Wash: 50% Zoom - Full Power - Cali On - Full

## Beam Details

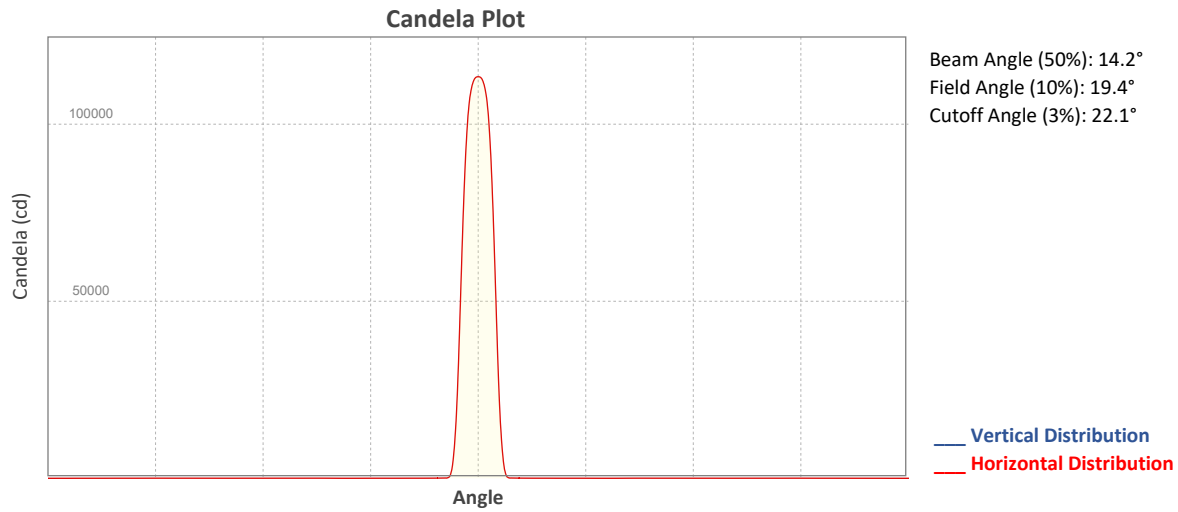


### Beam Intensities from 1-20m (3.3-65.6ft)

Distance	1m	2m	3m	4m	5m	6m	7m	8m	9m	10m
Lux	113295	28324	12588	7081	4532	3147	2312	1770	1399	1133
Distance	11m	12m	13m	14m	15m	16m	17m	18m	19m	20m
Lux	936	787	670	578	504	443	392	350	314	283
Distance	3.3ft	6.6ft	9.8ft	13.1ft	16.4ft	19.7ft	23ft	26.2ft	29.5ft	32.8ft
FC	10525	2631	1169	658	421	292	215	164	130	105
Distance	36.1ft	39.4ft	42.7ft	45.9ft	49.2ft	52.5ft	55.8ft	59.1ft	62.3ft	65.6ft
FC	87	73	62	54	47	41	36	32	29	26

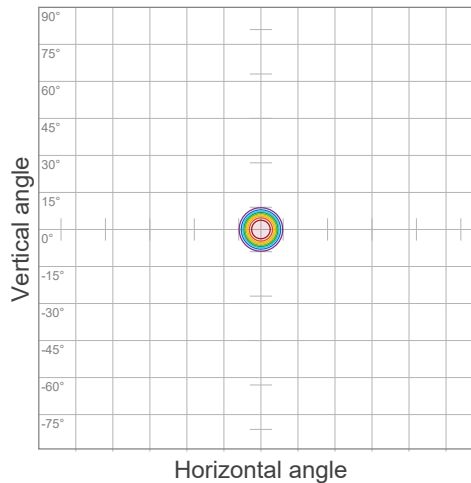
# Photometric & Chromaticity Report

Maverick Force 2 Beam Wash: 50% Zoom - Full Power - Cali On - Full



## ISO Diagrams

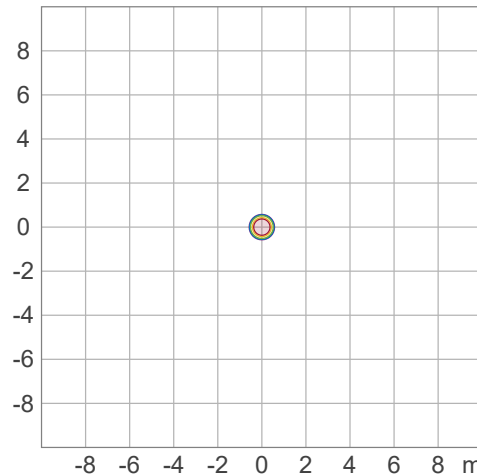
### ISO Candela Diagram



90 %	101965.9 cd
80 %	90636.4 cd
70 %	79306.8 cd
60 %	67977.3 cd
50 %	56647.7 cd
40 %	45318.2 cd
30 %	33988.6 cd
20 %	22659.1 cd
10 %	11329.6 cd

Peak intensity: 113295.5 cd  
 Number of c-planes: 2

### ISO Lux Diagram



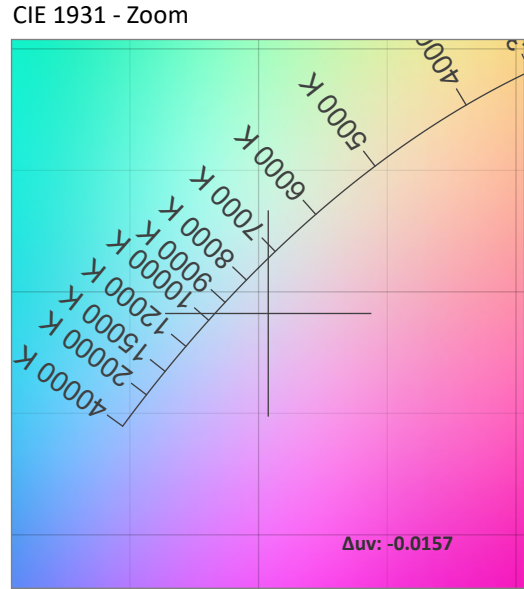
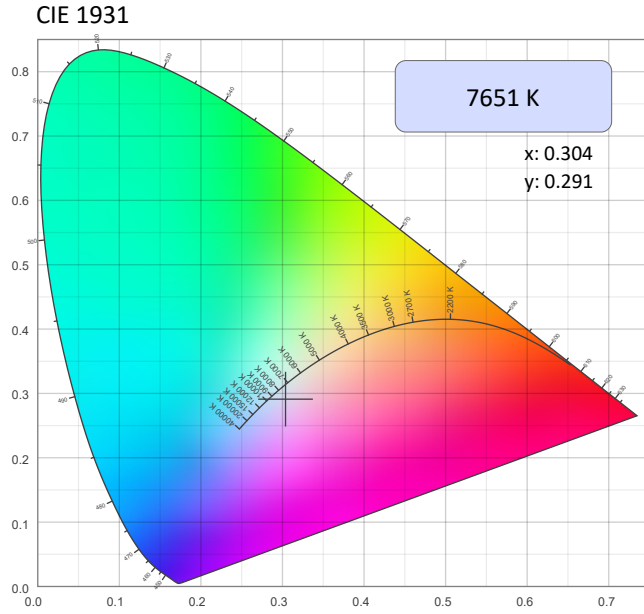
50.0 %	6294.2 lx
30.0 %	3776.5 lx
10.0 %	1258.8 lx
5.0 %	629.4 lx
3.0 %	377.7 lx

Peak illuminance: 12588.4 lx  
 Mounting height: 3.0 m  
 Number of c-planes: 2

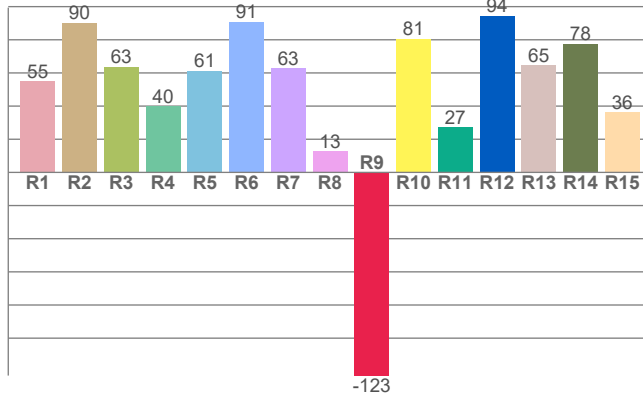
# Photometric & Chromaticity Report

Maverick Force 2 Beam Wash: 50% Zoom - Full Power - Cali On - Full

## Chromaticity



### CRI: 59.4 (R1-R8)

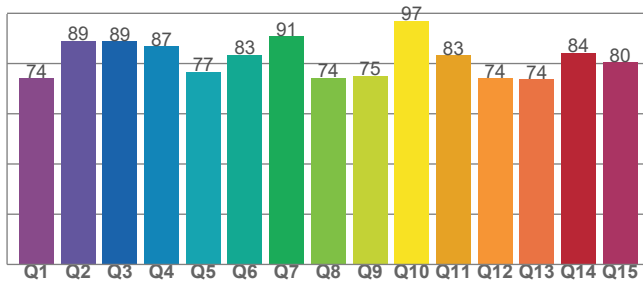


### Color Parameters

Color Temperature	Color Coordinate CIE 1931	Color Coordinate CIE 1931
CCT	x	y
7651 K	0.304	0.291

Color Deviation from Black Body Curve	Color Coordinate CIE 1964	Color Coordinate CIE 1964
Δuv	y	u
-0.0157	0.291	0.206

### CQS: 80.8



Color Rendering Index	Red Component	Color Quality Scale
CRI	CRI - R9	CQS
59.4	-122.6	80.8

Television Lighting Consistency Index	Color Fidelity	Color Gamut
TLCI	TM30 - Rf	TM30 Rg
46	73.9	123.0





# Photometric & Chromaticity Report

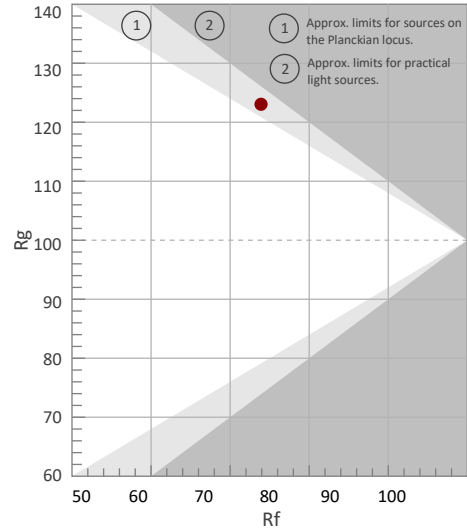
Maverick Force 2 Beam Wash: 50% Zoom - Full Power - Cali On - Full

## TM-30 Details

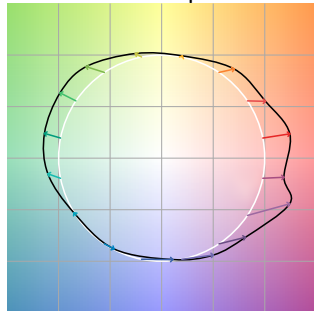
**Rf 73.9**  
Fidelity Index (Rg)

**Rg 123.0**  
Gammut Index (Rg)

Hue Bin	R <sub>f</sub>	Graphic shifts (%)	
		Chroma	Hue
1	52	26%	-1%
2	67	14%	-10%
3	75	11%	-10%
4	93	1%	0%
5	85	4%	5%
6	73	14%	12%
7	74	17%	2%
8	73	16%	-1%
9	85	11%	-7%
10	92	0%	-3%
11	79	-1%	10%
12	68	-6%	30%
13	63	2%	31%
14	59	9%	25%
15	50	28%	32%
16	62	20%	5%



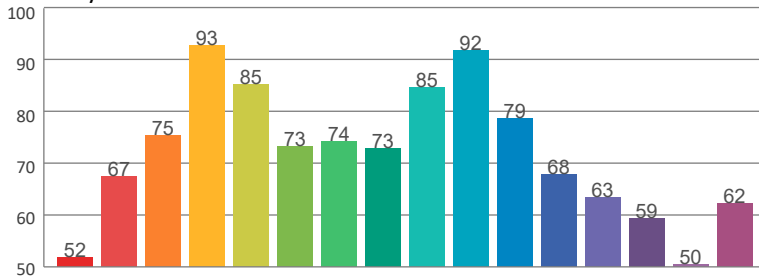
Color Vector Graphic



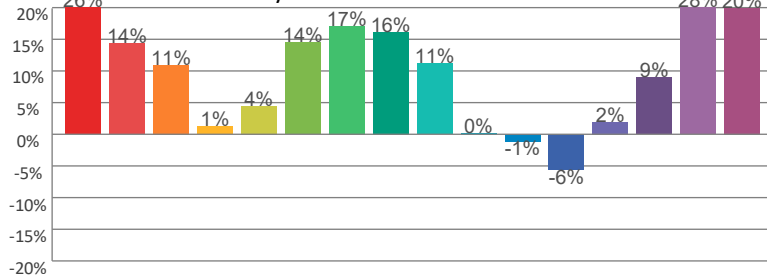
Color Distortion Graphic



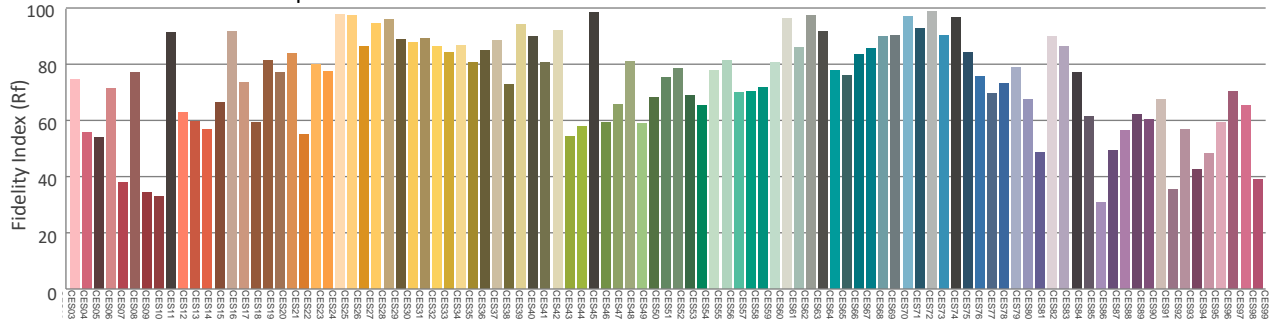
Rf by Hue



Local Chroma Shift by Hue



Color Evaluation Sample



# Photometric & Chromaticity Report

Maverick Force 2 Beam Wash: 50% Zoom - Full Power - Cali On - Auto

## Report Summary

### Measurements

Fixture Output: 6164 lm  
Fixture Peak: 111439 cd  
Fixture Efficacy: 14 lm/W  
Intensity @ 5m: 4458 lux  
Color Temperature: 7812 K  
CRI: 60.7    CRI R9 Value: -119.3  
CQS: 81.1  
TLCI: 47  
TM-30 Rf: 74.4  
TM-30 Rg: 122.1  
Beam Angle (50%): 14.2°  
Field Angle (10%): 19.4°  
Cutoff Angle (3%): 22°

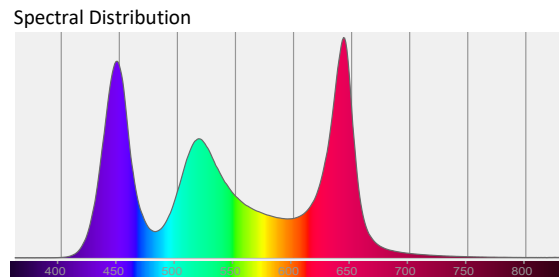
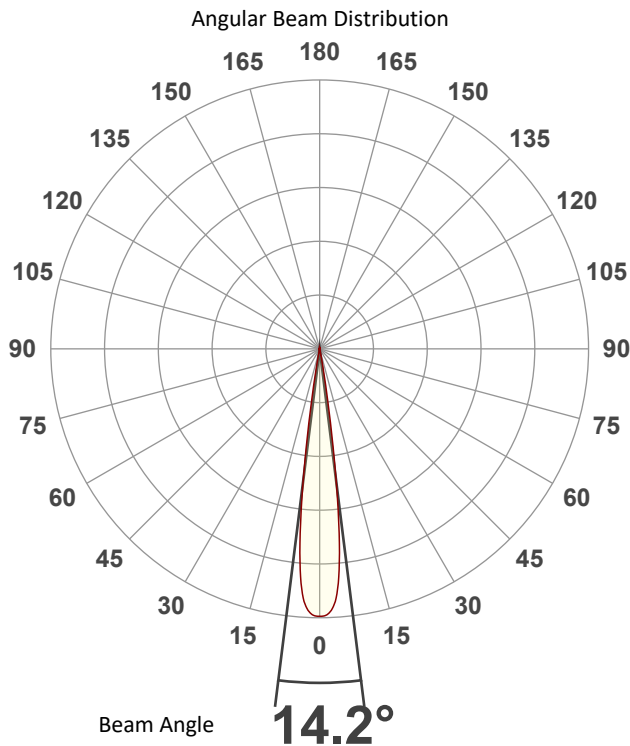


### Conditions

AC Supply: 116 V, 60 Hz  
Power: 457.29 W  
Current: 3.93 A  
Power Factor: 0.99

This data sheet conforms to American National Standard E1.9 – 2007 (R2017). All data was measured and calculated by a Viso Systems LabSpion Goniometer at the Chauvet PD Optics Laboratory in Sunrise, FL on 4/13/2023 to LM-63-2002 Standards.

## Overall Measurement



Tested Color (CIE 1931):

X: 0.302

Y: 0.291



Light Quality

CRI: 60.7

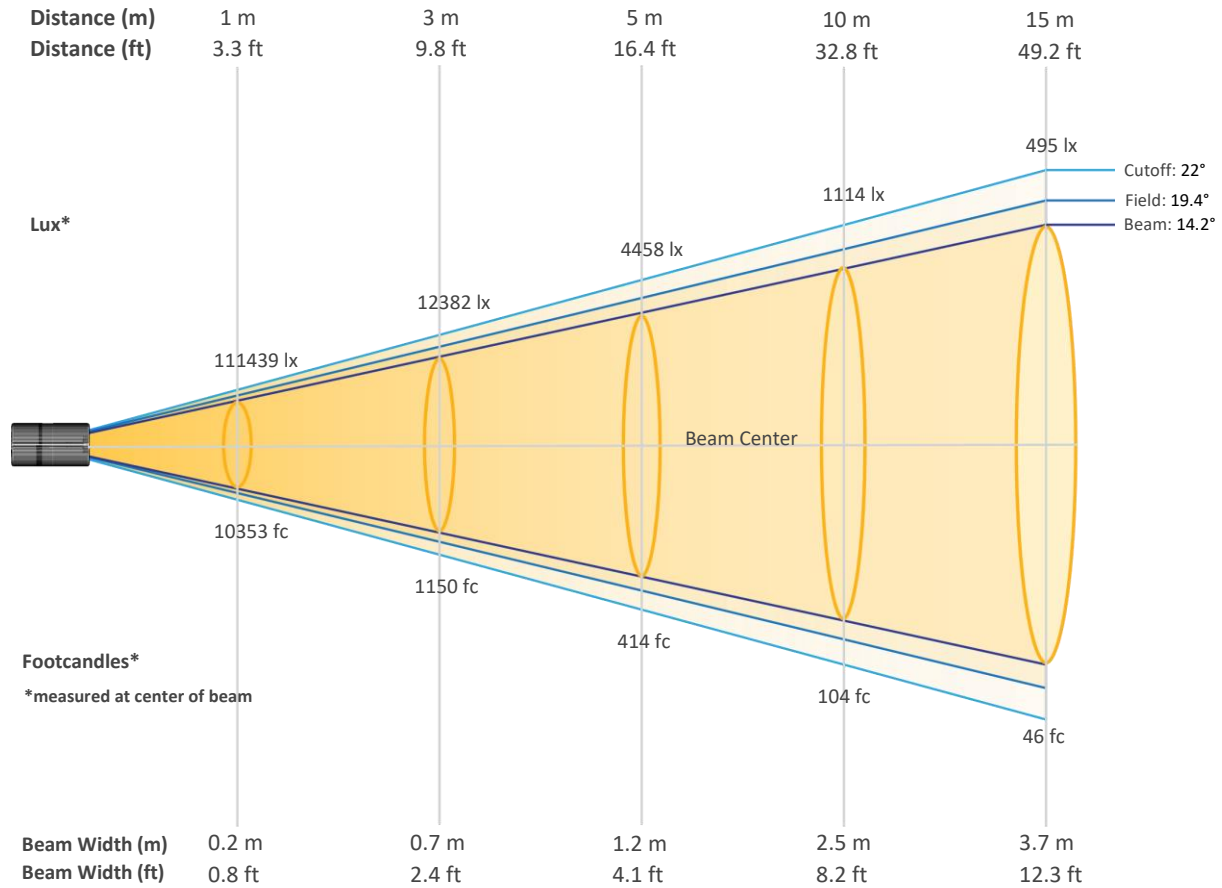
Color Temperature

7812 K

# Photometric & Chromaticity Report

Maverick Force 2 Beam Wash: 50% Zoom - Full Power - Cali On - Auto

## Beam Details

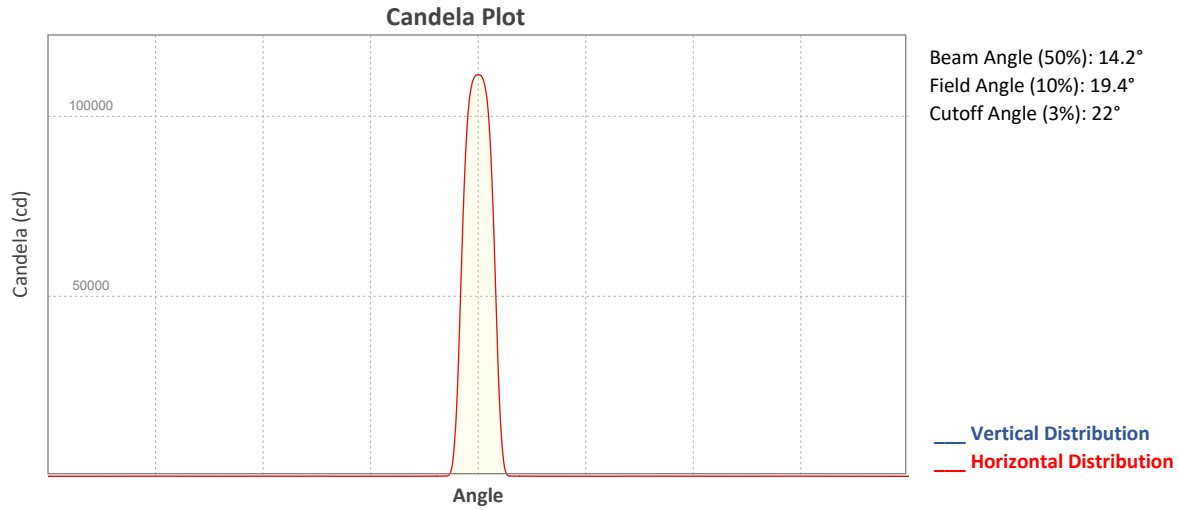


### Beam Intensities from 1-20m (3.3-65.6ft)

Distance	1m	2m	3m	4m	5m	6m	7m	8m	9m	10m
Lux	111439	27860	12382	6965	4458	3096	2274	1741	1376	1114
Distance	11m	12m	13m	14m	15m	16m	17m	18m	19m	20m
Lux	921	774	659	569	495	435	386	344	309	279
Distance	3.3ft	6.6ft	9.8ft	13.1ft	16.4ft	19.7ft	23ft	26.2ft	29.5ft	32.8ft
FC	10353	2588	1150	647	414	288	211	162	128	104
Distance	36.1ft	39.4ft	42.7ft	45.9ft	49.2ft	52.5ft	55.8ft	59.1ft	62.3ft	65.6ft
FC	86	72	61	53	46	40	36	32	29	26

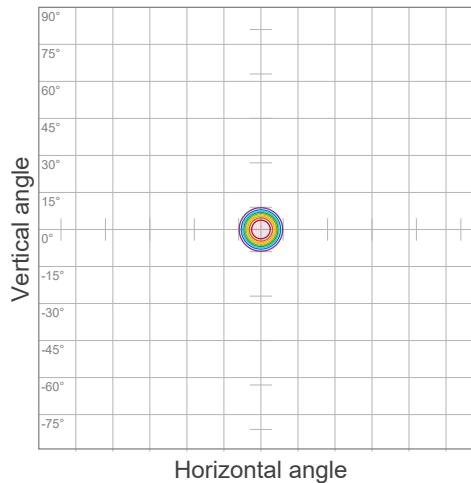
# Photometric & Chromaticity Report

Maverick Force 2 Beam Wash: 50% Zoom - Full Power - Cali On - Auto



## ISO Diagrams

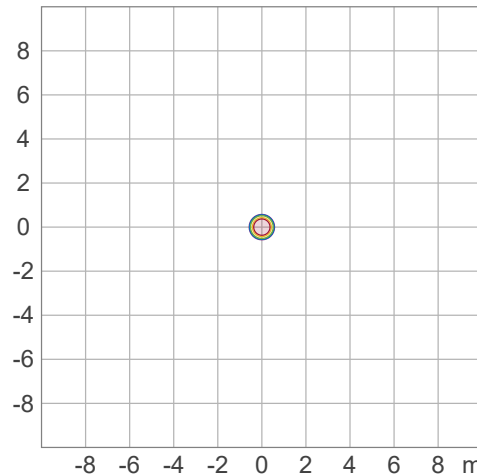
### ISO Candela Diagram



90 %	100294.8 cd
80 %	89151.0 cd
70 %	78007.1 cd
60 %	66863.2 cd
50 %	55719.3 cd
40 %	44575.5 cd
30 %	33431.6 cd
20 %	22287.7 cd
10 %	11143.9 cd

Peak intensity: 111438.7 cd  
 Number of c-planes: 2

### ISO Lux Diagram



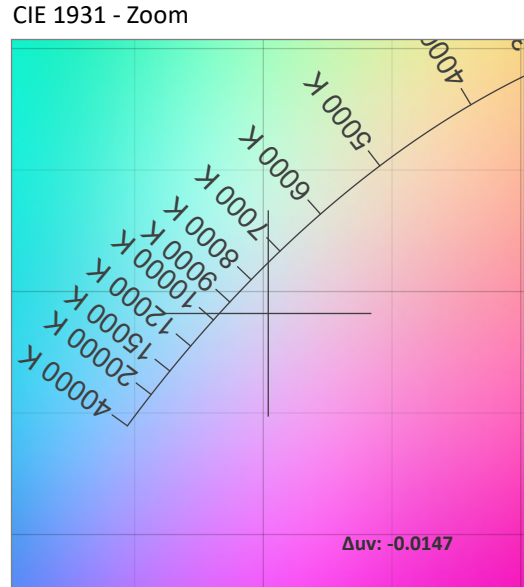
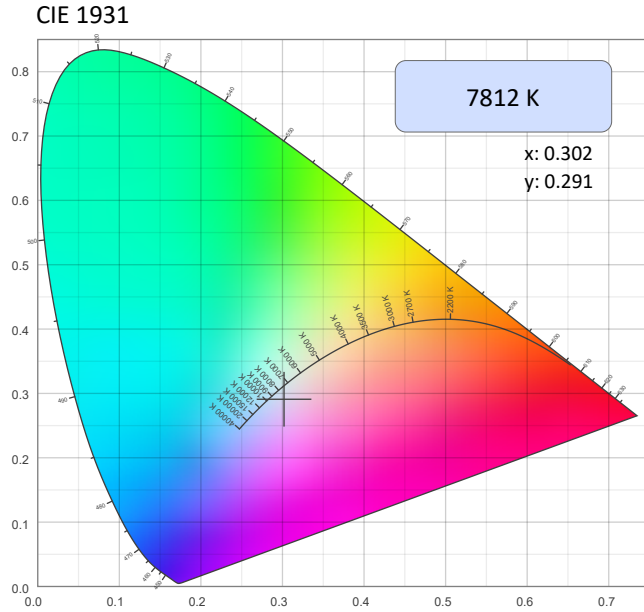
50.0 %	6191.0 lx
30.0 %	3714.6 lx
10.0 %	1238.2 lx
5.0 %	619.1 lx
3.0 %	371.5 lx

Peak illuminance: 12382.1 lx  
 Mounting height: 3.0 m  
 Number of c-planes: 2

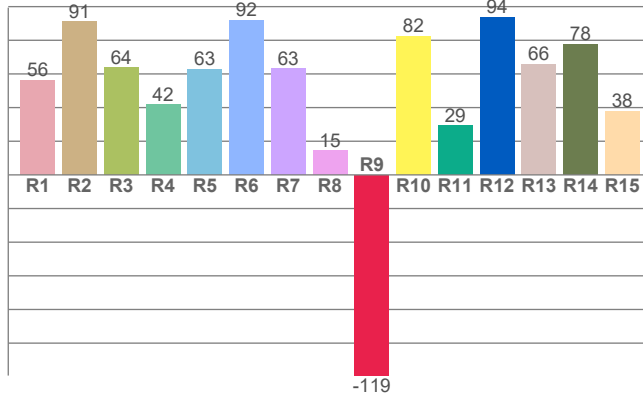
# Photometric & Chromaticity Report

Maverick Force 2 Beam Wash: 50% Zoom - Full Power - Cali On - Auto

## Chromaticity



### CRI: 60.7 (R1-R8)

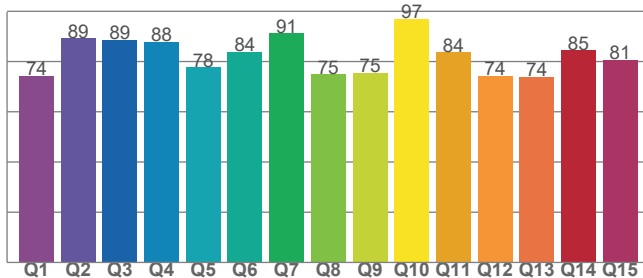


### Color Parameters

Color Temperature	Color Coordinate CIE 1931	Color Coordinate CIE 1931
CCT	x	y
7812 K	0.302	0.291

Color Deviation from Black Body Curve	Color Coordinate CIE 1964	Color Coordinate CIE 1964
Δuv	y	u
-0.0147	0.291	0.205

### CQS: 81.1



Color Rendering Index	Red Component	Color Quality Scale
CRI	CRI - R9	CQS
60.7	-119.3	81.1

Television Lighting Consistency Index	Color Fidelity	Color Gamut
TLCI	TM30 - Rf	TM30 Rg
47	74.4	122.1

# Photometric & Chromaticity Report

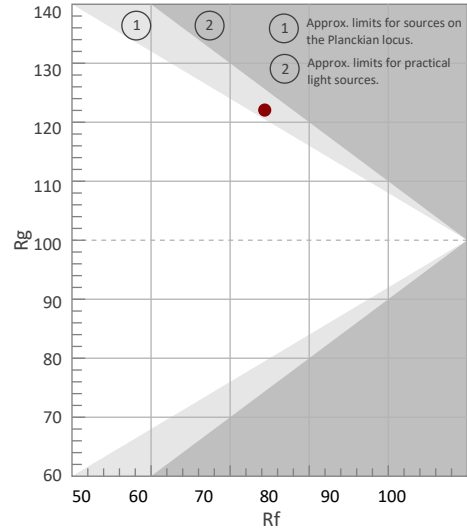
Maverick Force 2 Beam Wash: 50% Zoom - Full Power - Cali On - Auto

## TM-30 Details

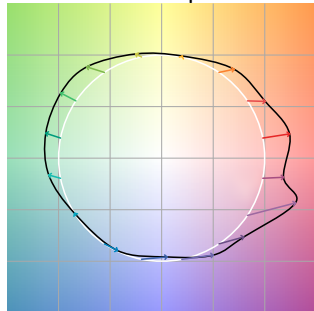
**Rf 74.4**  
Fidelity Index (Rg)

**Rg 122.1**  
Gammut Index (Rg)

Hue Bin	R <sub>f</sub>	Graphic shifts (%)	
		Chroma	Hue
1	52	26%	-1%
2	68	14%	-10%
3	76	11%	-10%
4	93	1%	0%
5	86	4%	5%
6	74	14%	11%
7	75	16%	2%
8	74	15%	-2%
9	87	11%	-5%
10	92	0%	-2%
11	76	-2%	14%
12	68	-7%	24%
13	64	2%	31%
14	60	8%	24%
15	49	32%	36%
16	63	20%	5%



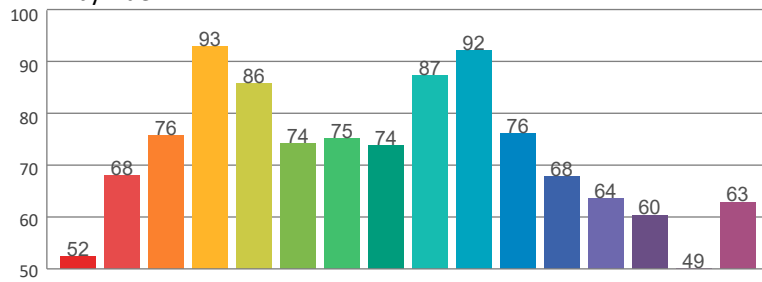
Color Vector Graphic



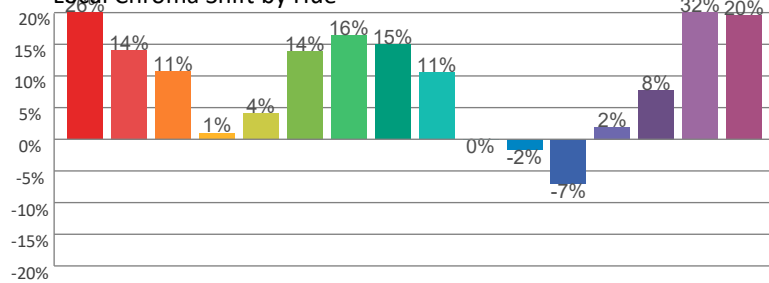
Color Distortion Graphic



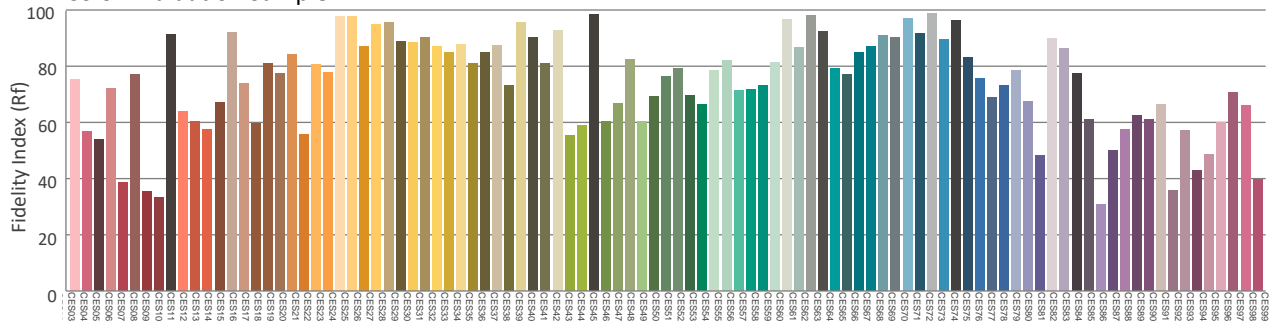
Rf by Hue



Local Chroma Shift by Hue



Color Evaluation Sample



# Photometric & Chromaticity Report

Maverick Force 2 Beam Wash: 50% Zoom - Full Power - Cali On - ECO

## Report Summary

### Measurements

Fixture Output: 6134 lm  
Fixture Peak: 111357 cd  
Fixture Efficacy: 14 lm/W  
Intensity @ 5m: 4454 lux  
Color Temperature: 7830 K  
CRI: 60.9    CRI R9 Value: -118.8  
CQS: 81.2  
TLCI: 47  
TM-30 Rf: 74.4  
TM-30 Rg: 121.6  
Beam Angle (50%): 14.2°  
Field Angle (10%): 19.4°  
Cutoff Angle (3%): 21.9°

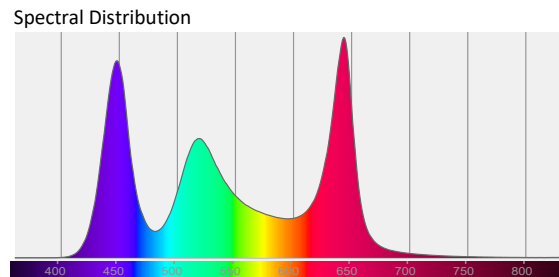
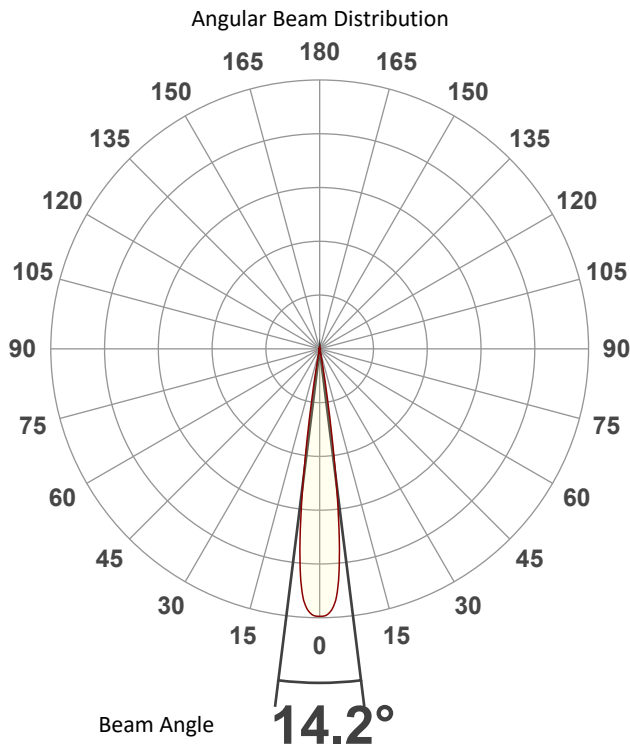


### Conditions

AC Supply: 117 V, 60 Hz  
Power: 455.69 W  
Current: 3.91 A  
Power Factor: 0.99

This data sheet conforms to American National Standard E1.9 – 2007 (R2017). All data was measured and calculated by a Viso Systems LabSpion Goniometer at the Chauvet PD Optics Laboratory in Sunrise, FL on 4/13/2023 to LM-63-2002 Standards.

## Overall Measurement



Tested Color (CIE 1931):

X: 0.302

Y: 0.291



Light Quality

CRI: 60.9

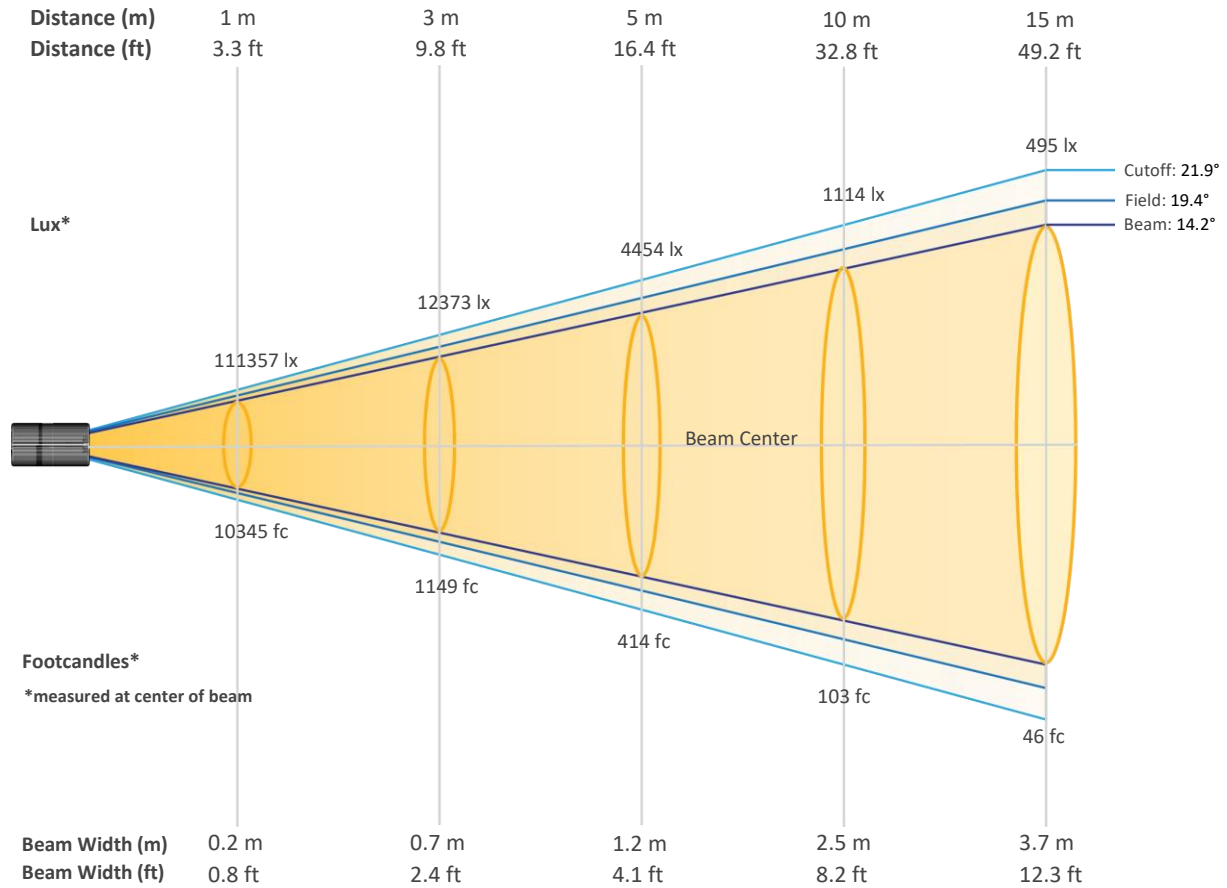
Color Temperature

7830 K

# Photometric & Chromaticity Report

Maverick Force 2 Beam Wash: 50% Zoom - Full Power - Cali On - ECO

## Beam Details



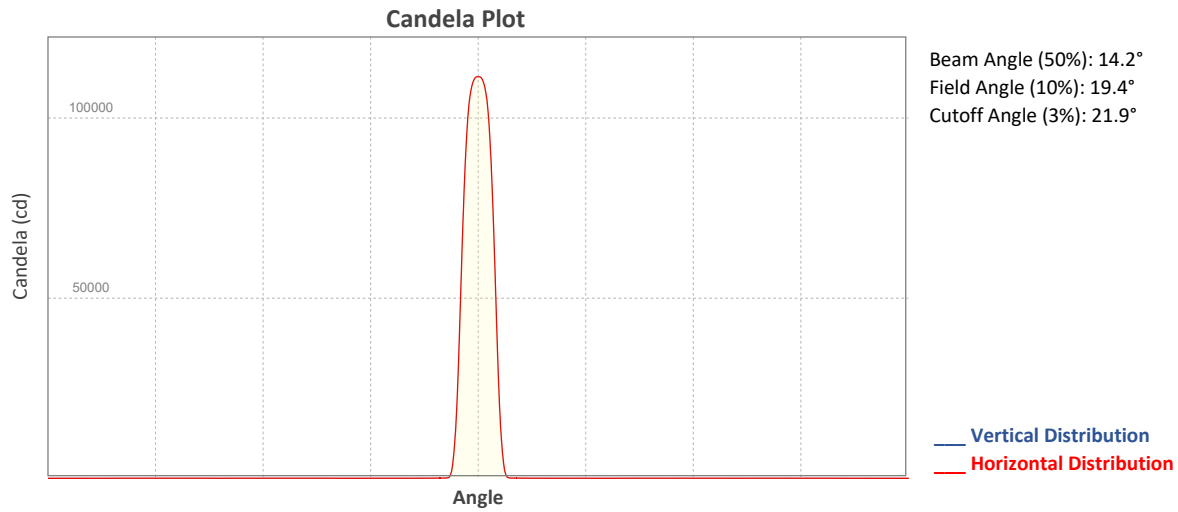
### Beam Intensities from 1-20m (3.3-65.6ft)

Distance	1m	2m	3m	4m	5m	6m	7m	8m	9m	10m
Lux	111357	27839	12373	6960	4454	3093	2273	1740	1375	1114
Distance	11m	12m	13m	14m	15m	16m	17m	18m	19m	20m
Lux	920	773	659	568	495	435	385	344	308	278
Distance	3.3ft	6.6ft	9.8ft	13.1ft	16.4ft	19.7ft	23ft	26.2ft	29.5ft	32.8ft
FC	10345	2586	1149	647	414	287	211	162	128	103
Distance	36.1ft	39.4ft	42.7ft	45.9ft	49.2ft	52.5ft	55.8ft	59.1ft	62.3ft	65.6ft
FC	85	72	61	53	46	40	36	32	29	26



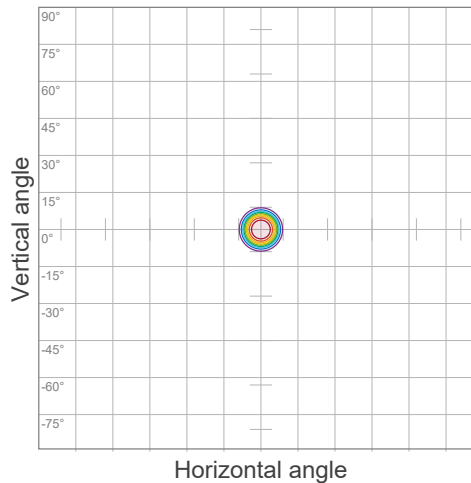
# Photometric & Chromaticity Report

Maverick Force 2 Beam Wash: 50% Zoom - Full Power - Cali On - ECO



## ISO Diagrams

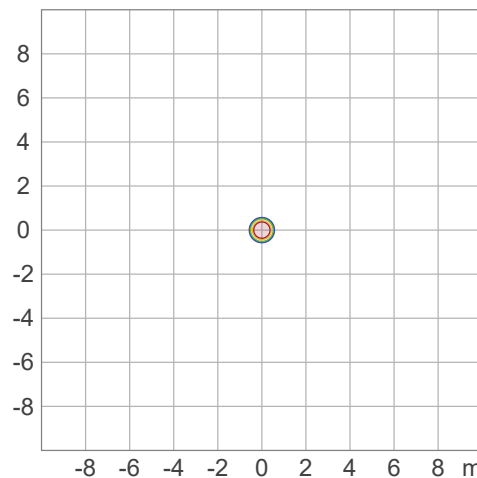
### ISO Candela Diagram



90 %	100221.4 cd
80 %	89085.7 cd
70 %	77950.0 cd
60 %	66814.2 cd
50 %	55678.5 cd
40 %	44542.8 cd
30 %	33407.1 cd
20 %	22271.4 cd
10 %	11135.7 cd

Peak intensity: 111357.1 cd  
 Number of c-planes: 2

### ISO Lux Diagram



50.0 %	6186.5 lx
30.0 %	3711.9 lx
10.0 %	1237.3 lx
5.0 %	618.7 lx
3.0 %	371.2 lx

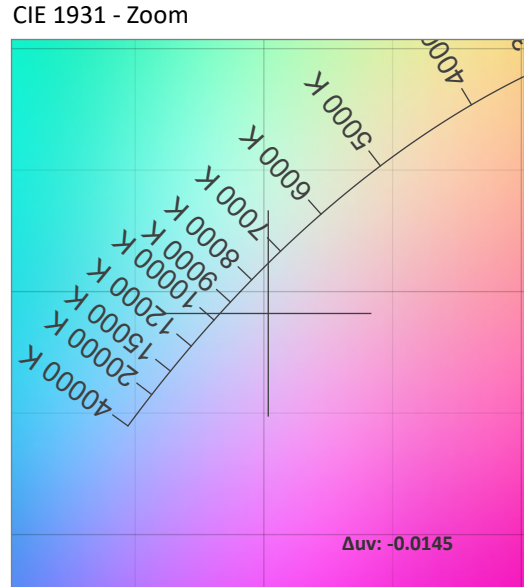
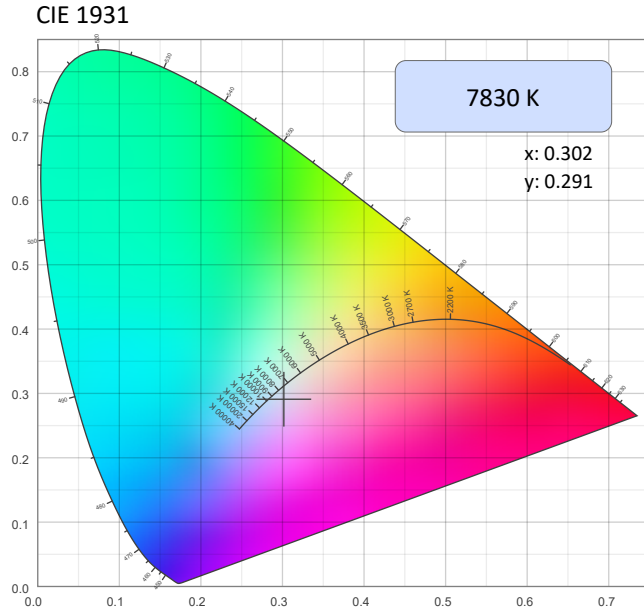
Peak illuminance: 12373.0 lx  
 Mounting height: 3.0 m  
 Number of c-planes: 2



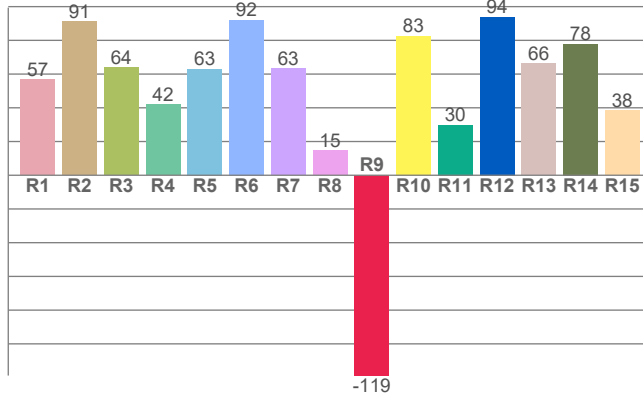
# Photometric & Chromaticity Report

Maverick Force 2 Beam Wash: 50% Zoom - Full Power - Cali On - ECO

## Chromaticity



### CRI: 60.9 (R1-R8)

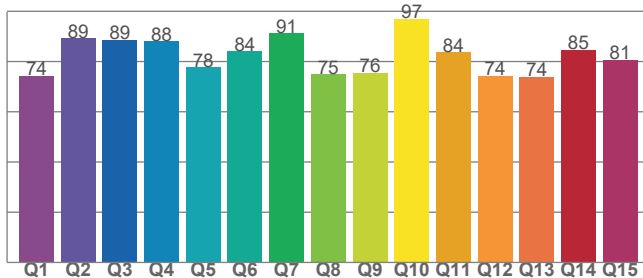


### Color Parameters

Color Temperature	Color Coordinate CIE 1931	Color Coordinate CIE 1931
CCT	x	y
7830 K	0.302	0.291

Color Deviation from Black Body Curve	Color Coordinate CIE 1964	Color Coordinate CIE 1964
Δuv	y	u
-0.0145	0.291	0.205

### CQS: 81.2



Color Rendering Index	Red Component	Color Quality Scale
CRI	CRI - R9	CQS
60.9	-118.8	81.2

Television Lighting Consistency Index	Color Fidelity	Color Gamut
TLCI	TM30 - Rf	TM30 Rg
47	74.4	121.6



# Photometric & Chromaticity Report

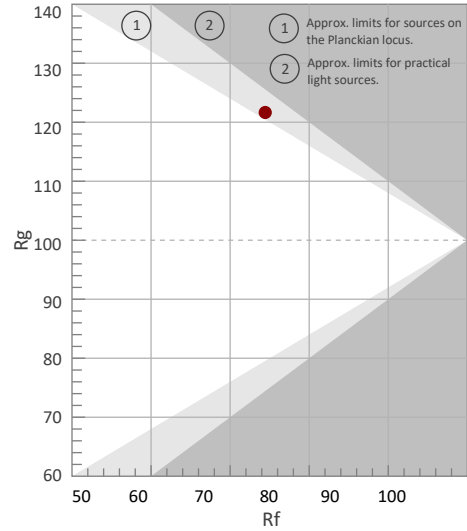
Maverick Force 2 Beam Wash: 50% Zoom - Full Power - Cali On - ECO

## TM-30 Details

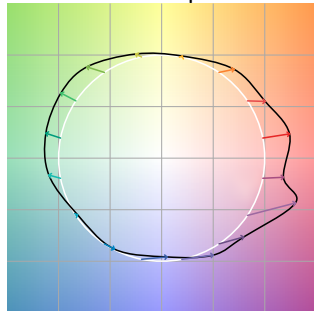
**Rf 74.4**  
Fidelity Index (Rg)

**Rg 121.6**  
Gammut Index (Rg)

Hue Bin	R <sub>f</sub>	Graphic shifts (%)	
		Chroma	Hue
1	52	26%	-1%
2	68	14%	-10%
3	76	11%	-10%
4	93	1%	0%
5	86	4%	5%
6	74	14%	11%
7	75	16%	2%
8	74	15%	-2%
9	87	10%	-5%
10	89	-2%	0%
11	78	-1%	11%
12	68	-7%	24%
13	64	2%	31%
14	61	8%	24%
15	49	32%	36%
16	63	19%	5%



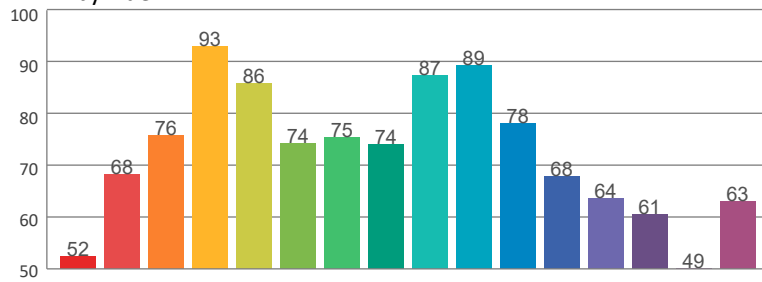
Color Vector Graphic



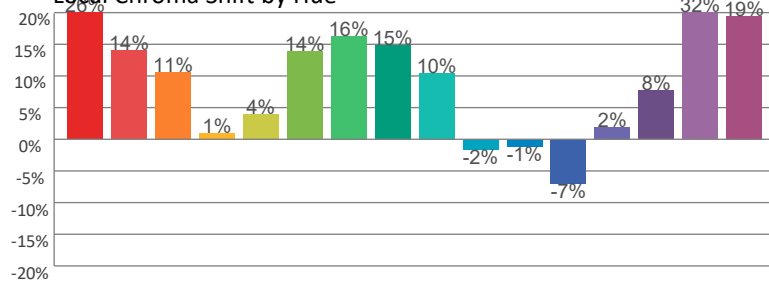
Color Distortion Graphic



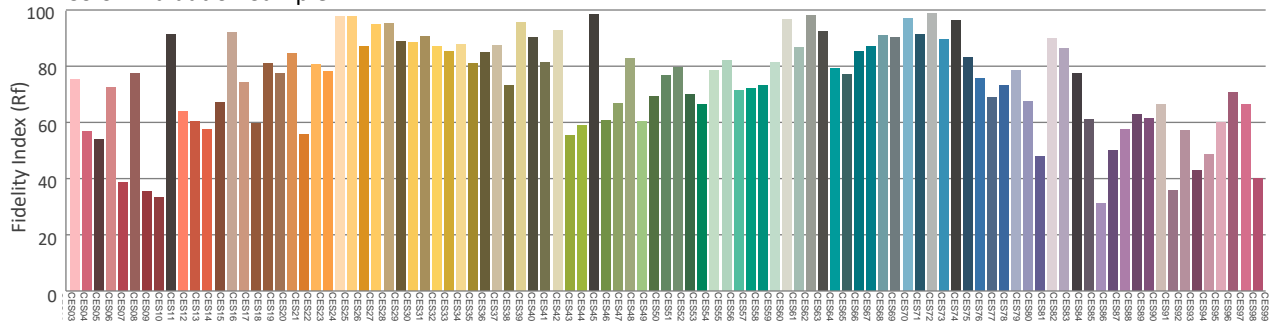
Rf by Hue



Local Chroma Shift by Hue



Color Evaluation Sample



# Photometric & Chromaticity Report

Maverick Force 2 Beam Wash: 50% Zoom - Full Power - Cali On - ECO Steady

## Report Summary

### Measurements

Fixture Output: 5920 lm  
Fixture Peak: 106019 cd  
Fixture Efficacy: 13 lm/W  
Intensity @ 5m: 4241 lux  
Color Temperature: 8271 K  
CRI: 64.3    CRI R9 Value: -108.8  
CQS: 82.1  
TLCI: 49  
TM-30 Rf: 75.7  
TM-30 Rg: 120.0  
Beam Angle (50%): 14.3°  
Field Angle (10%): 19.5°  
Cutoff Angle (3%): 21.9°

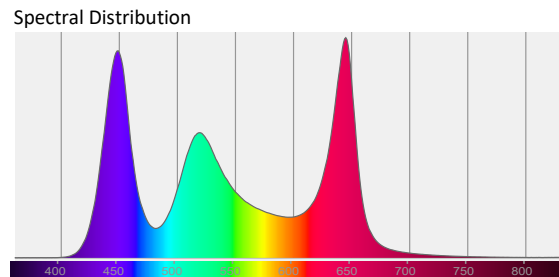
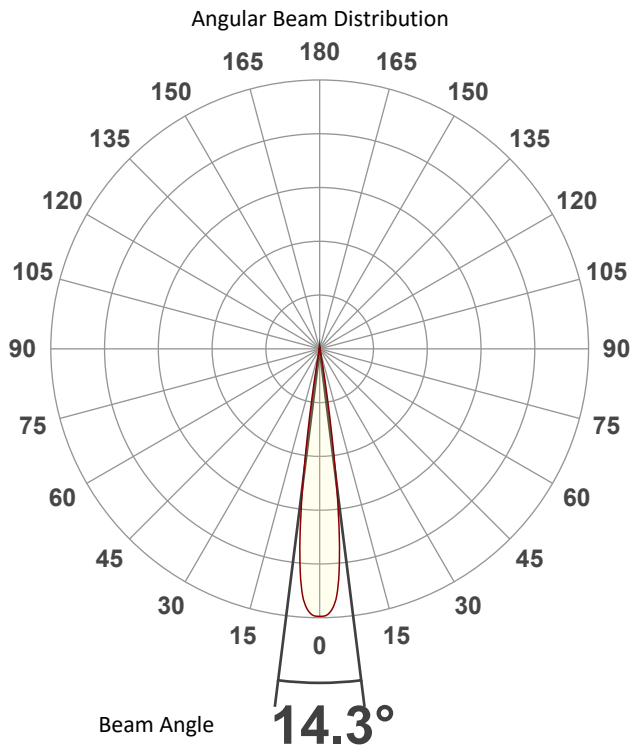


### Conditions

AC Supply: 117 V, 60 Hz  
Power: 444.11 W  
Current: 3.81 A  
Power Factor: 0.99

This data sheet conforms to American National Standard E1.9 – 2007 (R2017). All data was measured and calculated by a Viso Systems LabSpion Goniometer at the Chauvet PD Optics Laboratory in Sunrise, FL on 4/13/2023 to LM-63-2002 Standards.


## Overall Measurement



Tested Color (CIE 1931):

X: 0.297

Y: 0.291



Light Quality

CRI: 64.3

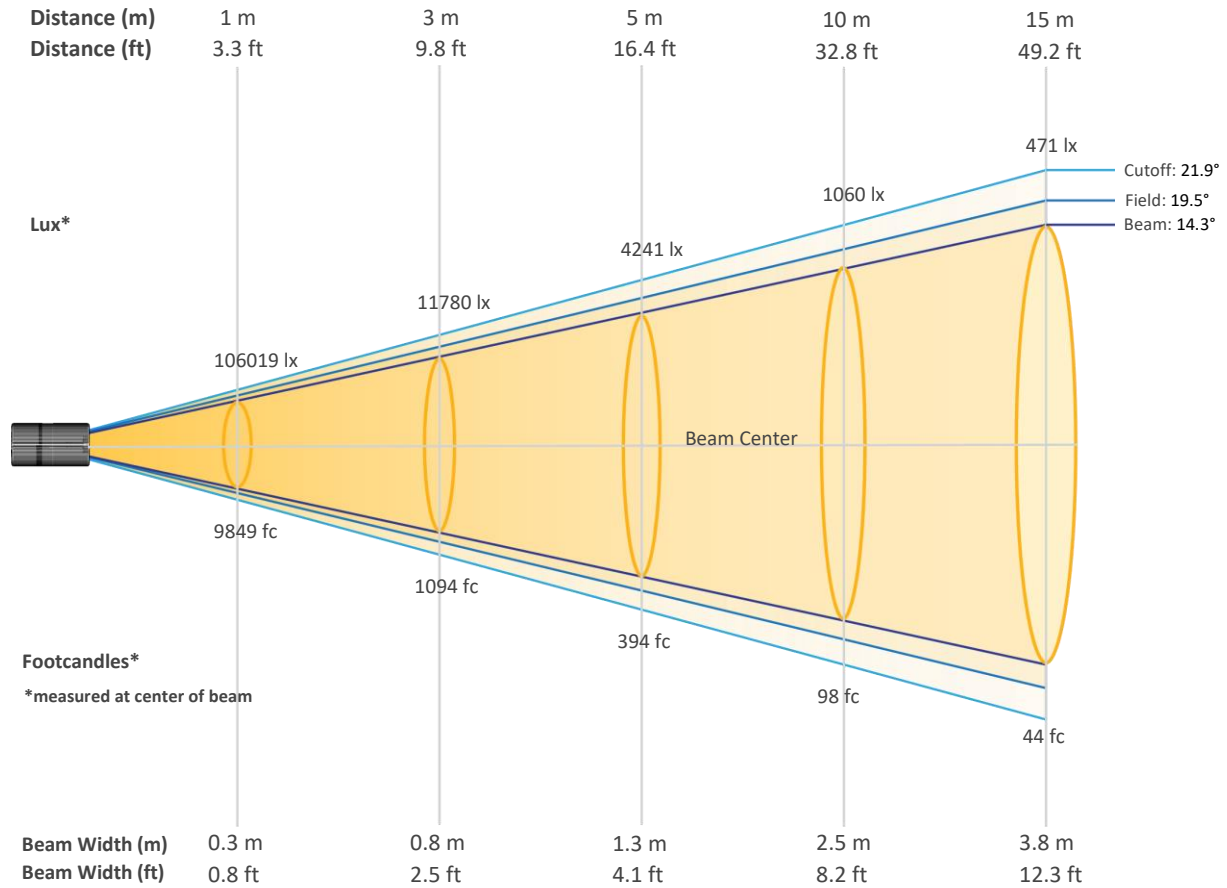
Color Temperature

8271 K

# Photometric & Chromaticity Report

Maverick Force 2 Beam Wash: 50% Zoom - Full Power - Cali On - ECO Steady

## Beam Details

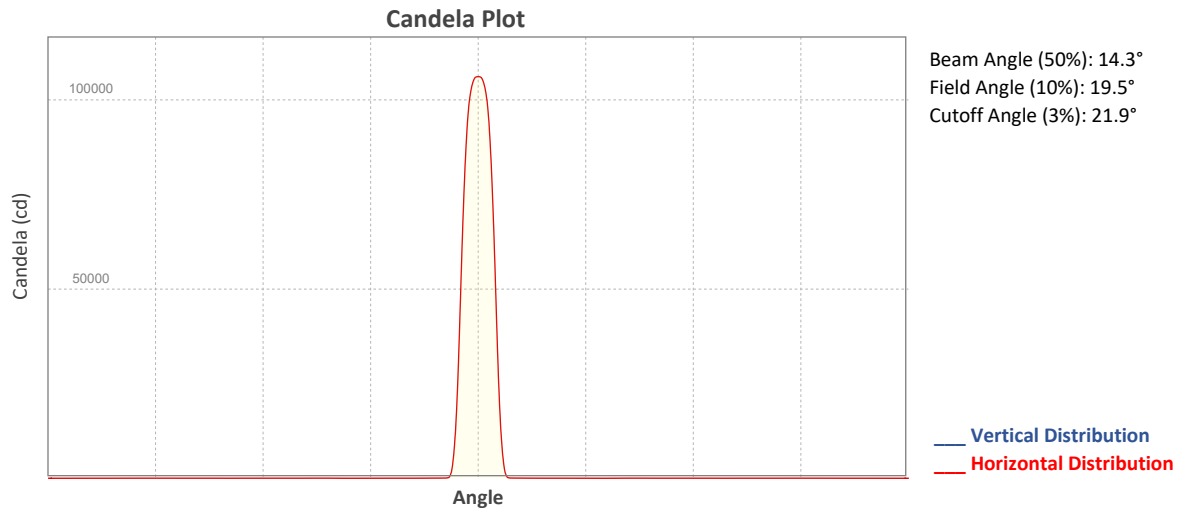


### Beam Intensities from 1-20m (3.3-65.6ft)

Distance	1m	2m	3m	4m	5m	6m	7m	8m	9m	10m
Lux	106019	26505	11780	6626	4241	2945	2164	1657	1309	1060
Distance	11m	12m	13m	14m	15m	16m	17m	18m	19m	20m
Lux	876	736	627	541	471	414	367	327	294	265
Distance	3.3ft	6.6ft	9.8ft	13.1ft	16.4ft	19.7ft	23ft	26.2ft	29.5ft	32.8ft
FC	9849	2462	1094	616	394	274	201	154	122	98
Distance	36.1ft	39.4ft	42.7ft	45.9ft	49.2ft	52.5ft	55.8ft	59.1ft	62.3ft	65.6ft
FC	81	68	58	50	44	38	34	30	27	25

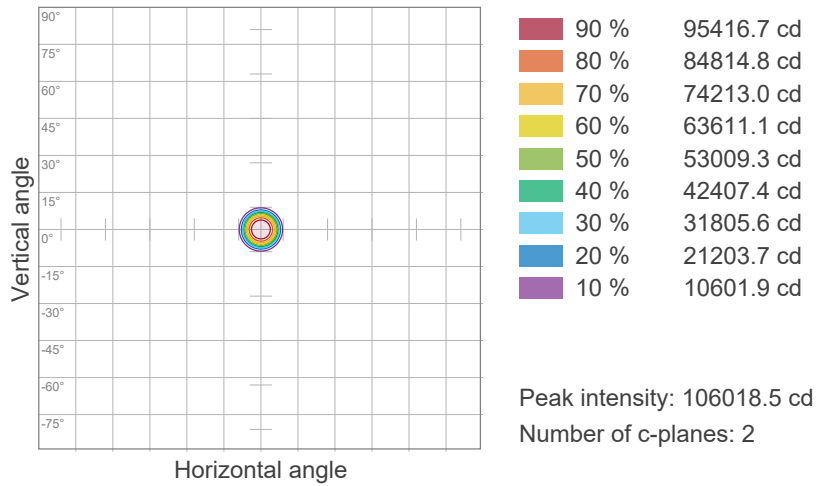
# Photometric & Chromaticity Report

Maverick Force 2 Beam Wash: 50% Zoom - Full Power - Cali On - ECO Steady

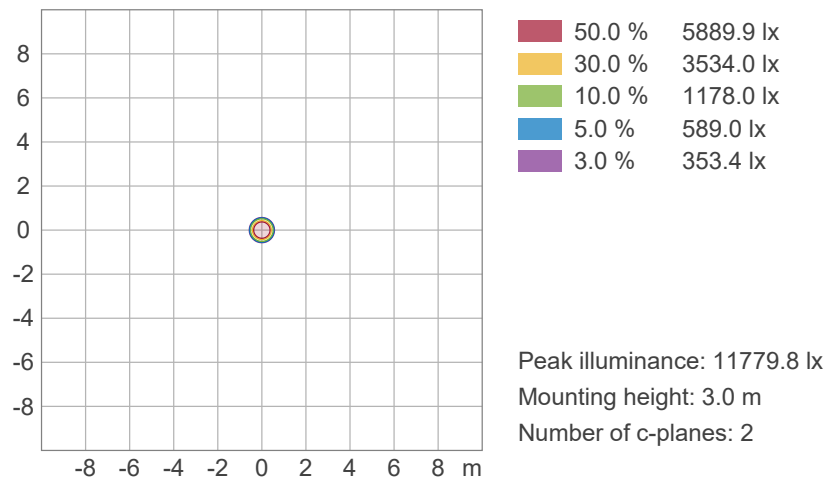


## ISO Diagrams

### ISO Candela Diagram



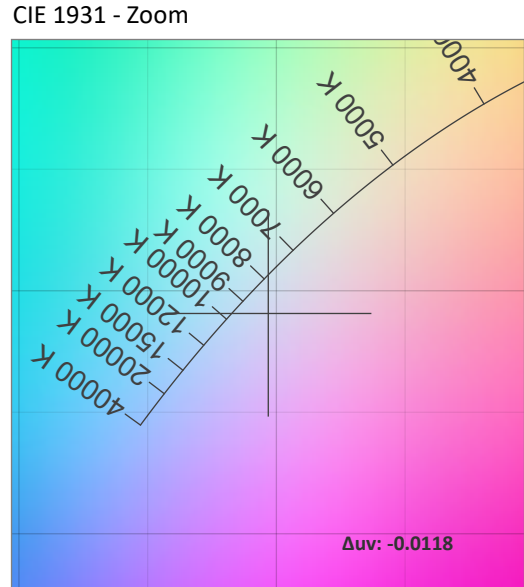
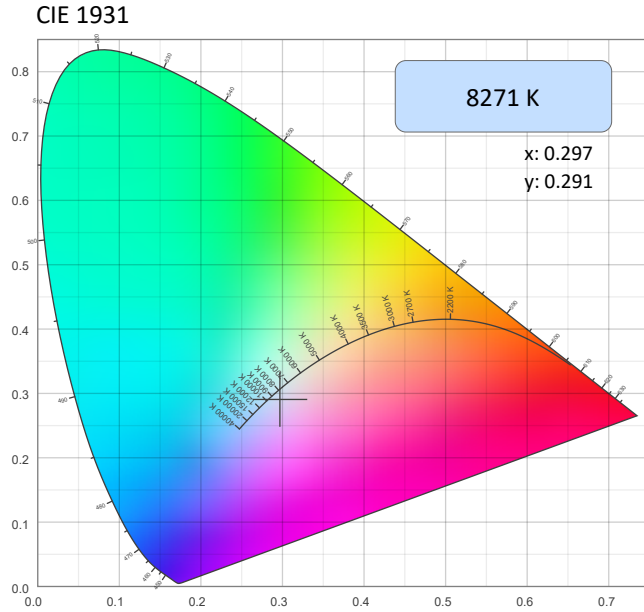
### ISO Lux Diagram



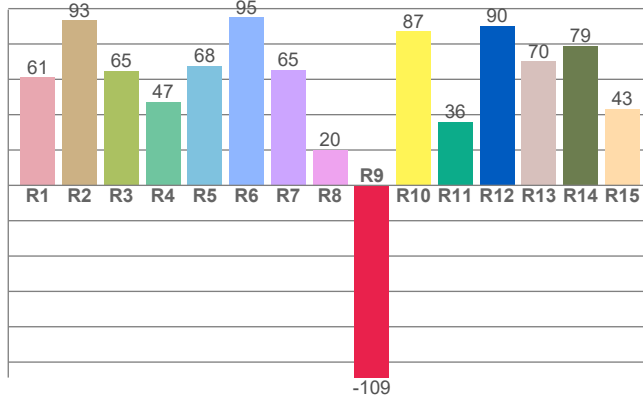
# Photometric & Chromaticity Report

Maverick Force 2 Beam Wash: 50% Zoom - Full Power - Cali On - ECO Steady

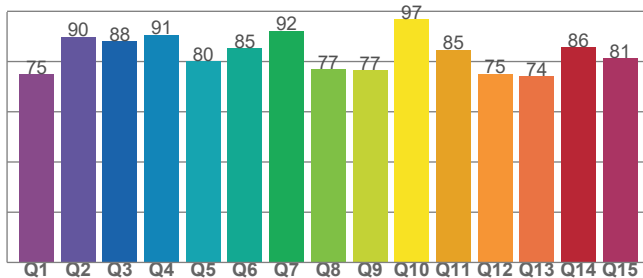
## Chromaticity



### CRI: 64.3 (R1-R8)



### CQS: 82.1



### Color Parameters

Color Temperature	Color Coordinate CIE 1931	Color Coordinate CIE 1931
CCT	x	y
8271 K	0.297	0.291

Color Deviation from Black Body Curve	Color Coordinate CIE 1964	Color Coordinate CIE 1964
Δuv	y	u
-0.0118	0.291	0.201

Color Rendering Index	Red Component	Color Quality Scale
CRI	CRI - R9	CQS
64.3	-108.8	82.1

Television Lighting Consistency Index	Color Fidelity	Color Gamut
TLCI	TM30 - Rf	TM30 Rg
49	75.7	120.0

# Photometric & Chromaticity Report

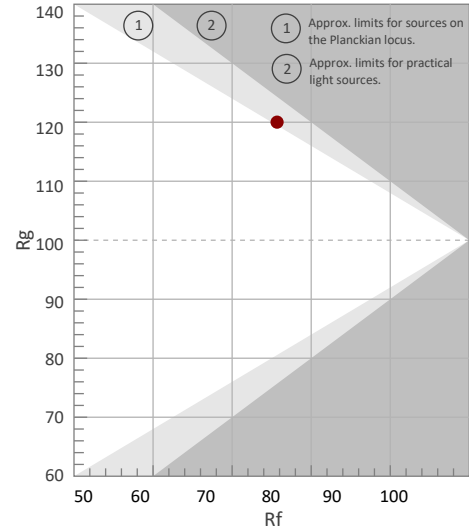
Maverick Force 2 Beam Wash: 50% Zoom - Full Power - Cali On - ECO Steady

## TM-30 Details

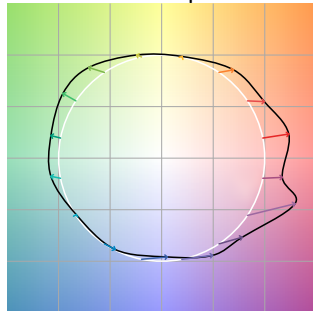
**Rf 75.7**  
Fidelity Index (Rg)

**Rg 120.0**  
Gammut Index (Rg)


Hue Bin	R <sub>f</sub>	Graphic shifts (%)	
		Chroma	Hue
1	54	25%	-1%
2	70	13%	-10%
3	77	10%	-10%
4	93	1%	0%
5	87	3%	4%
6	77	12%	10%
7	78	14%	1%
8	75	10%	0%
9	89	9%	-4%
10	93	-1%	-1%
11	77	-1%	12%
12	68	-7%	24%
13	64	2%	30%
14	63	7%	22%
15	50	32%	35%
16	65	18%	5%



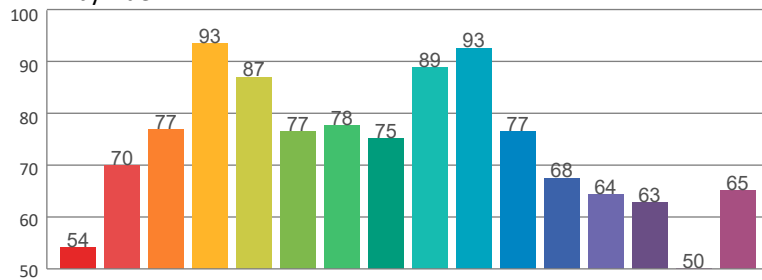
Color Vector Graphic



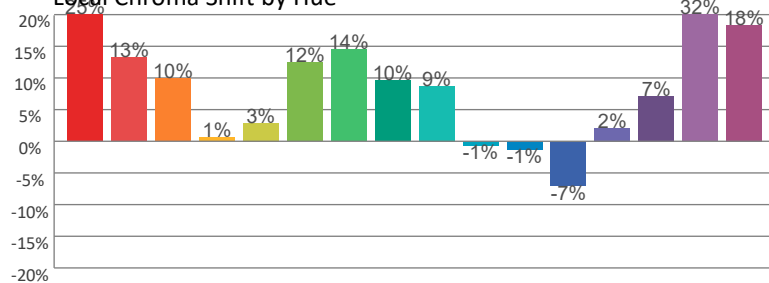
Color Distortion Graphic



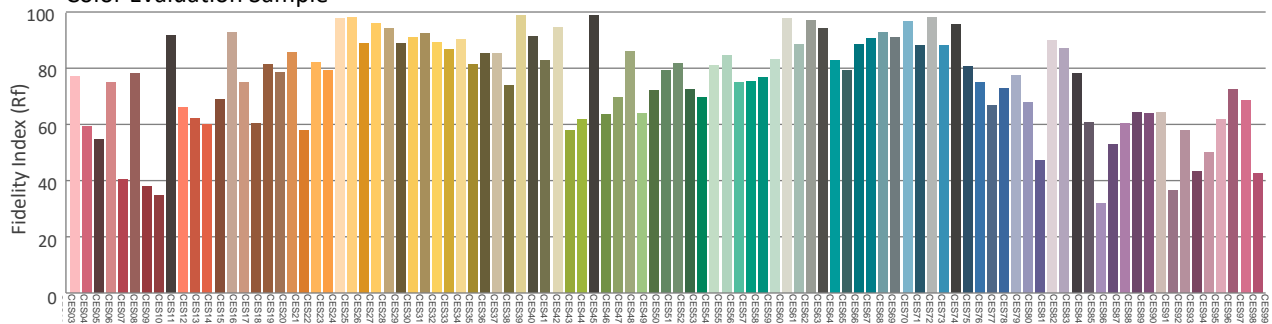
Rf by Hue



Local Chroma Shift by Hue



Color Evaluation Sample





# Photometric & Chromaticity Report

Maverick Force 2 Beam Wash: 50% Zoom - Full Power - Cali On - TV25

## Report Summary

### Measurements

Fixture Output: 3416 lm  
Fixture Peak: 61336 cd  
Fixture Efficacy: 9 lm/W  
Intensity @ 5m: 2453 lux  
Color Temperature: 6729 K  
CRI: 55.0    CRI R9 Value: -126.6  
CQS: 79.0  
TLCI: 42  
TM-30 Rf: 72.2  
TM-30 Rg: 125.4  
Beam Angle (50%): 14.2°  
Field Angle (10%): 19.4°  
Cutoff Angle (3%): 21.9°

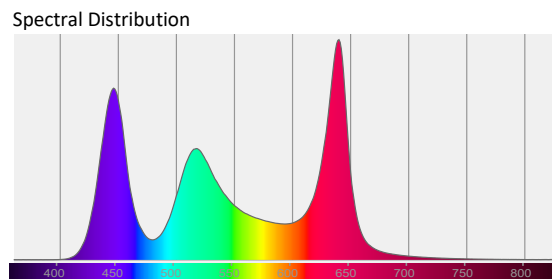
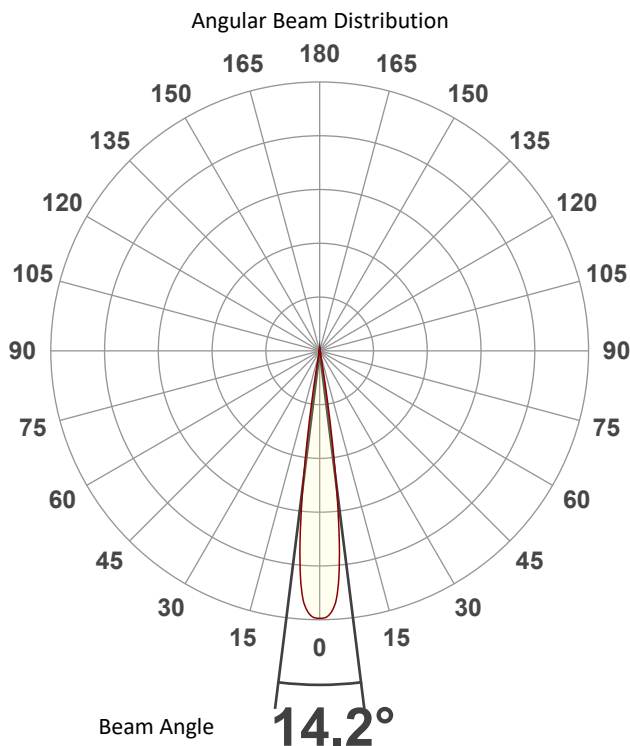


### Conditions

AC Supply: 117 V, 60 Hz  
Power: 378.92 W  
Current: 3.23 A  
Power Factor: 0.99

This data sheet conforms to American National Standard E1.9 – 2007 (R2017). All data was measured and calculated by a Viso Systems LabSpion Goniometer at the Chauvet PD Optics Laboratory in Sunrise, FL on 4/13/2023 to LM-63-2002 Standards.

## Overall Measurement



Tested Color (CIE 1931):

X: 0.314

Y: 0.297



Light Quality

CRI: 55.0

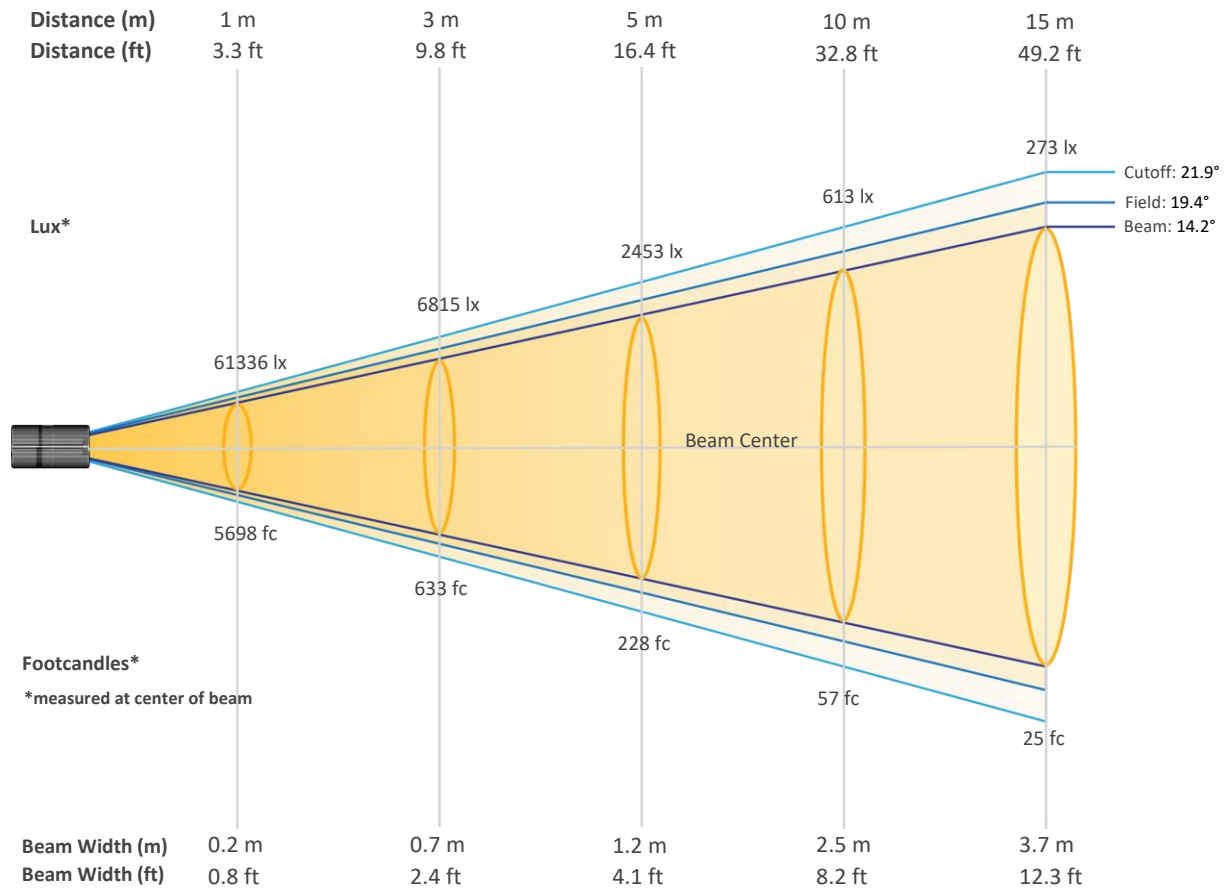
Color Temperature

6729 K

# Photometric & Chromaticity Report

Maverick Force 2 Beam Wash: 50% Zoom - Full Power - Cali On - TV25

## Beam Details

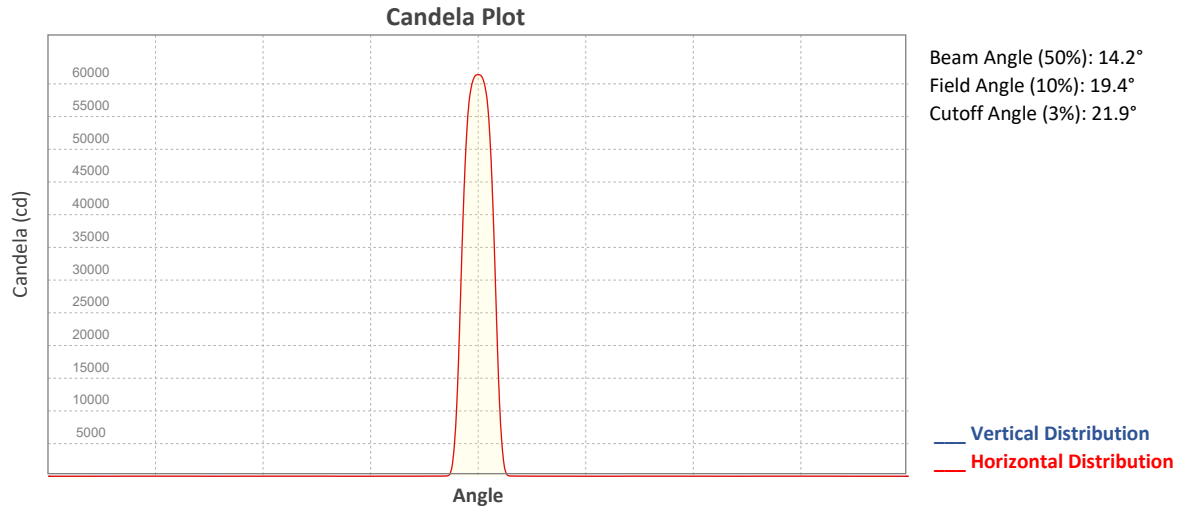


### Beam Intensities from 1-20m (3.3-65.6ft)

Distance	1m	2m	3m	4m	5m	6m	7m	8m	9m	10m
Lux	61336	15334	6815	3834	2453	1704	1252	958	757	613
Distance	11m	12m	13m	14m	15m	16m	17m	18m	19m	20m
Lux	507	426	363	313	273	240	212	189	170	153
Distance	3.3ft	6.6ft	9.8ft	13.1ft	16.4ft	19.7ft	23ft	26.2ft	29.5ft	32.8ft
FC	5698	1425	633	356	228	158	116	89	70	57
Distance	36.1ft	39.4ft	42.7ft	45.9ft	49.2ft	52.5ft	55.8ft	59.1ft	62.3ft	65.6ft
FC	47	40	34	29	25	22	20	18	16	14

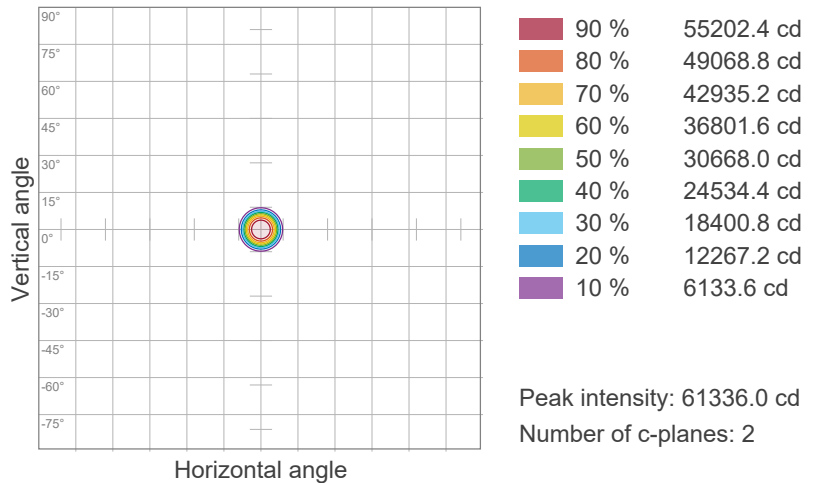
# Photometric & Chromaticity Report

Maverick Force 2 Beam Wash: 50% Zoom - Full Power - Cali On - TV25

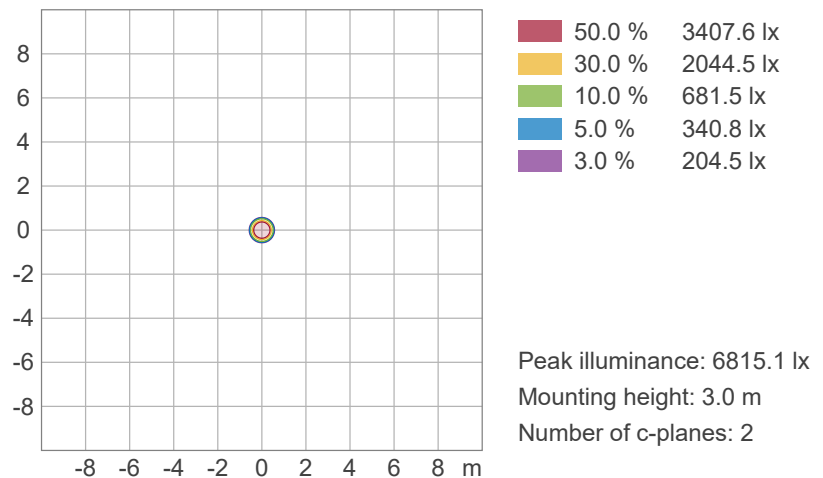


## ISO Diagrams

### ISO Candela Diagram



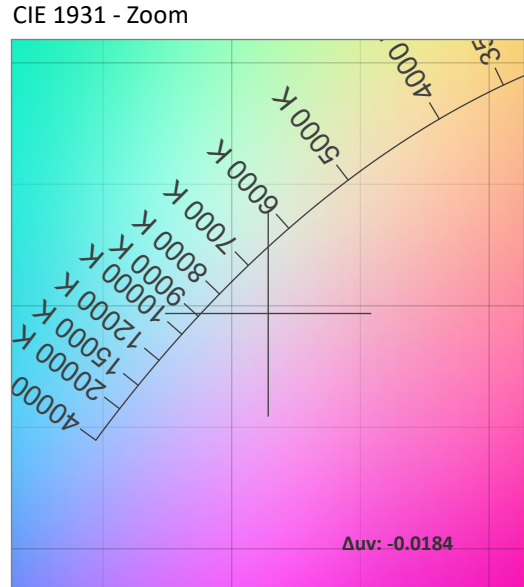
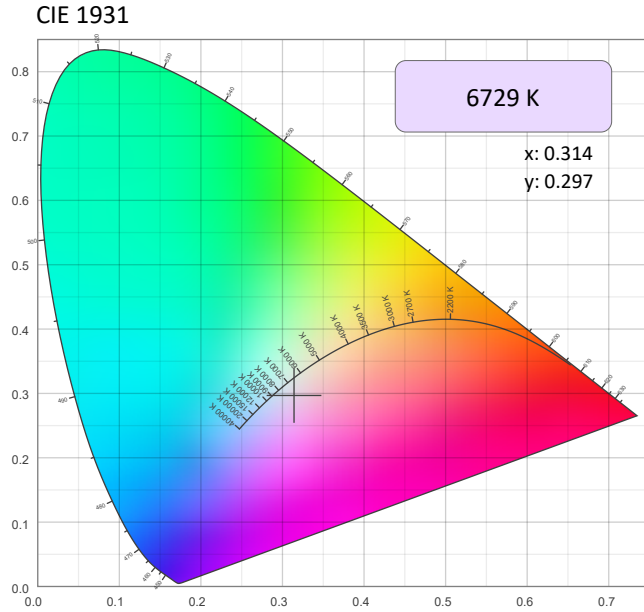
### ISO Lux Diagram



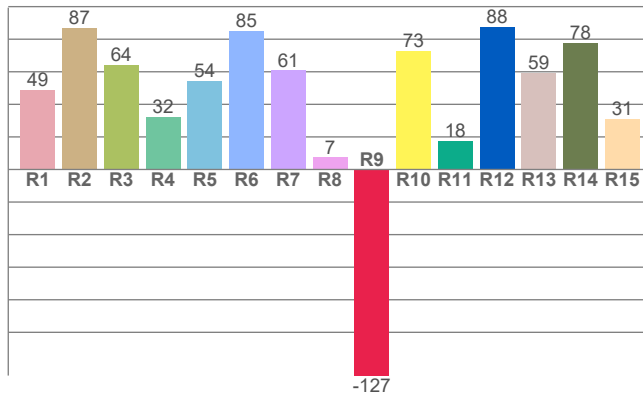
# Photometric & Chromaticity Report

Maverick Force 2 Beam Wash: 50% Zoom - Full Power - Cali On - TV25

## Chromaticity



CRI: 55.0 (R1-R8)

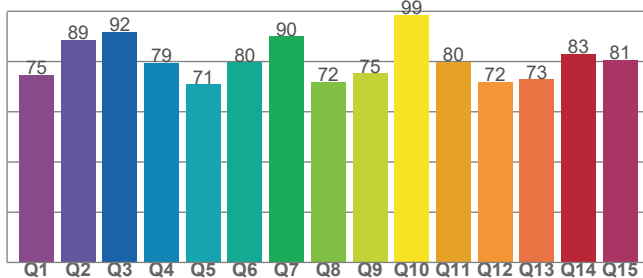


Color Parameters

Color Temperature	Color Coordinate CIE 1931	Color Coordinate CIE 1931
CCT	x	y
6729 K	0.314	0.297

Color Deviation from Black Body Curve	Color Coordinate CIE 1964	Color Coordinate CIE 1964
Δuv	y	u
-0.0184	0.297	0.212

CQS: 79.0



Color Rendering Index	Red Component	Color Quality Scale
CRI	CRI - R9	CQS
55.0	-126.6	79.0

Television Lighting Consistency Index	Color Fidelity	Color Gamut
TLCI	TM30 - Rf	TM30 Rg
42	72.2	125.4

# Photometric & Chromaticity Report

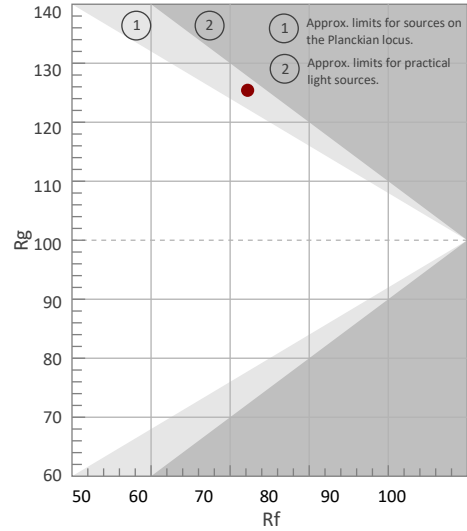
Maverick Force 2 Beam Wash: 50% Zoom - Full Power - Cali On - TV25

## TM-30 Details

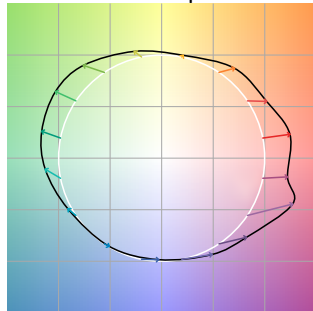
**Rf 72.2**  
Fidelity Index (Rg)

**Rg 125.4**  
Gammut Index (Rg)


Hue Bin	R <sub>f</sub>	Graphic shifts (%)	
		Chroma	Hue
1	51	27%	-2%
2	65	15%	-11%
3	74	12%	-10%
4	91	2%	-1%
5	83	7%	6%
6	70	17%	13%
7	68	22%	4%
8	68	19%	-3%
9	81	13%	-11%
10	84	3%	-10%
11	87	-1%	5%
12	76	-3%	16%
13	65	1%	30%
14	58	10%	26%
15	54	30%	34%
16	60	23%	6%



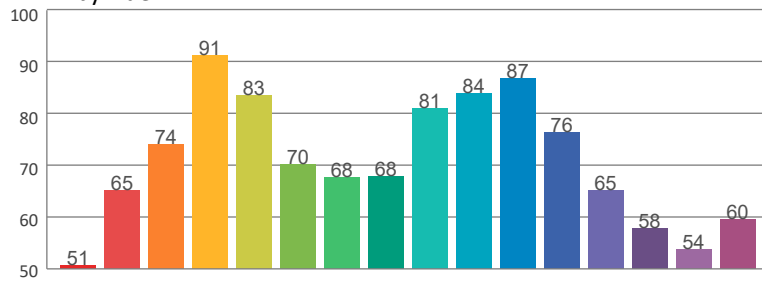
Color Vector Graphic



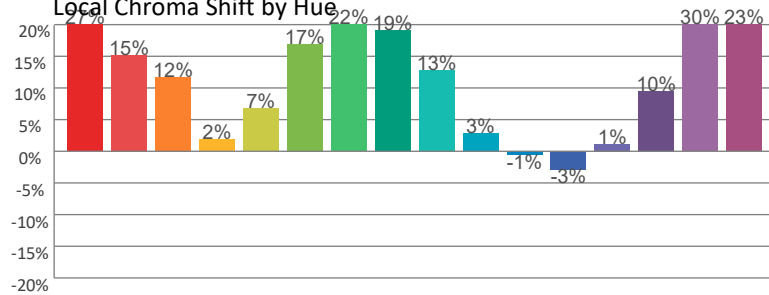
Color Distortion Graphic



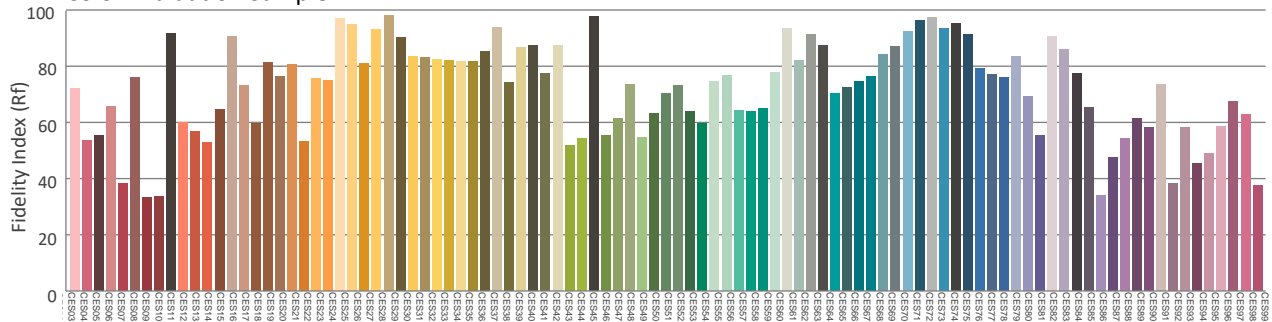
Rf by Hue



Local Chroma Shift by Hue



Color Evaluation Sample



# Photometric & Chromaticity Report

Maverick Force 2 Beam Wash: 50% Zoom - Full Power - Cali On - TV35

## Report Summary

### Measurements

Fixture Output: 2689 lm  
Fixture Peak: 48914 cd  
Fixture Efficacy: 8 lm/W  
Intensity @ 5m: 1957 lux  
Color Temperature: 6551 K  
CRI: 54.2    CRI R9 Value: -126.4  
CQS: 78.6  
TLCI: 41  
TM-30 Rf: 71.8  
TM-30 Rg: 126.1  
Beam Angle (50%): 14.2°  
Field Angle (10%): 19.5°  
Cutoff Angle (3%): 21.9°

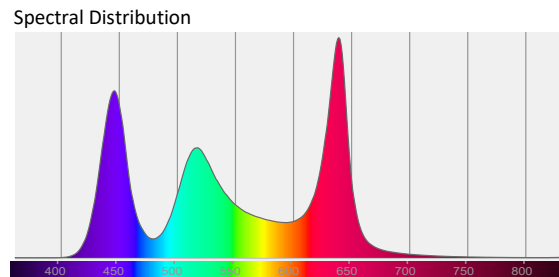
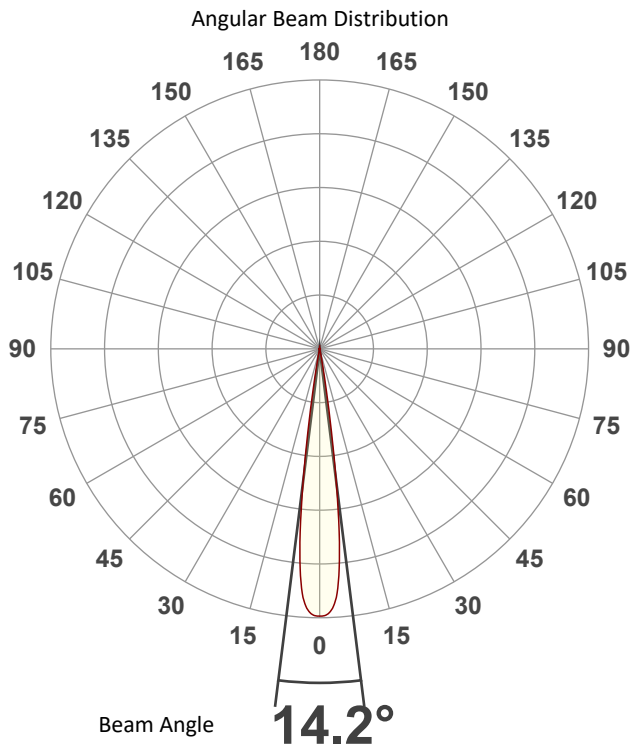


### Conditions

AC Supply: 117 V, 60 Hz  
Power: 359.0 W  
Current: 3.06 A  
Power Factor: 0.99

This data sheet conforms to American National Standard E1.9 – 2007 (R2017). All data was measured and calculated by a Viso Systems LabSpion Goniometer at the Chauvet PD Optics Laboratory in Sunrise, FL on 4/13/2023 to LM-63-2002 Standards.


## Overall Measurement



Tested Color (CIE 1931):

X: 0.316

Y: 0.298



Light Quality

CRI: 54.2

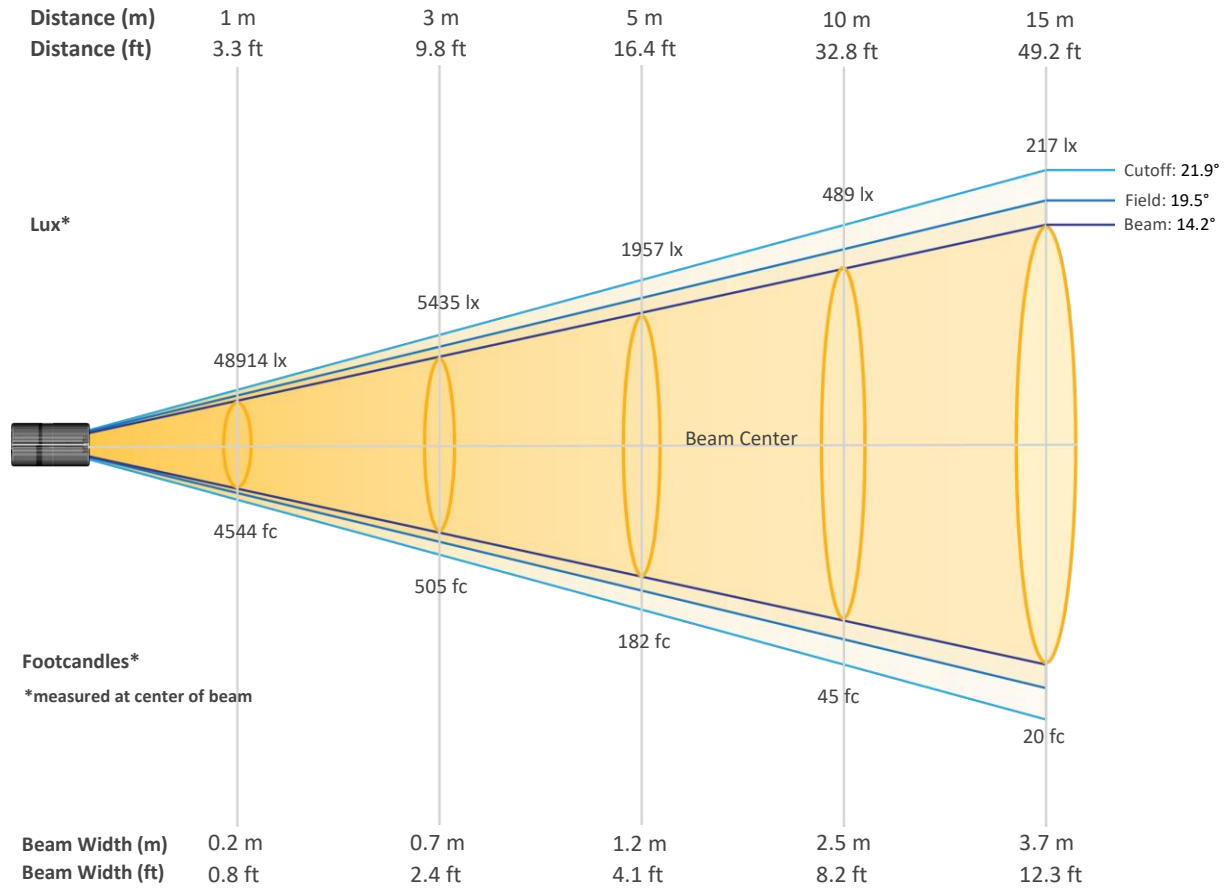
Color Temperature

6551 K

# Photometric & Chromaticity Report

Maverick Force 2 Beam Wash: 50% Zoom - Full Power - Cali On - TV35

## Beam Details

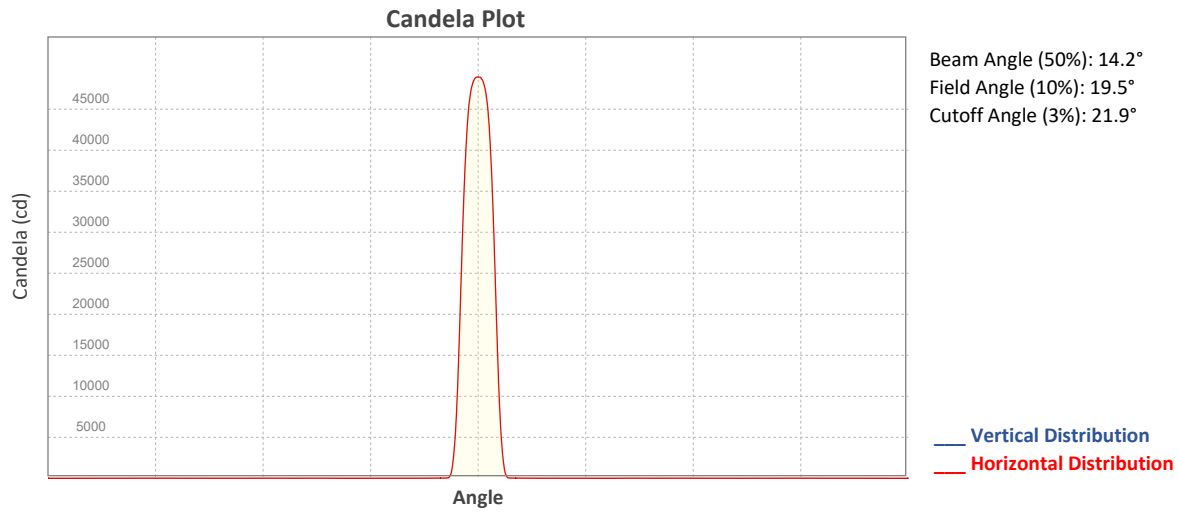


### Beam Intensities from 1-20m (3.3-65.6ft)

Distance	1m	2m	3m	4m	5m	6m	7m	8m	9m	10m
Lux	48914	12229	5435	3057	1957	1359	998	764	604	489
<b>Distance</b>	<b>11m</b>	<b>12m</b>	<b>13m</b>	<b>14m</b>	<b>15m</b>	<b>16m</b>	<b>17m</b>	<b>18m</b>	<b>19m</b>	<b>20m</b>
Lux	404	340	289	250	217	191	169	151	135	122
<b>Distance</b>	<b>3.3ft</b>	<b>6.6ft</b>	<b>9.8ft</b>	<b>13.1ft</b>	<b>16.4ft</b>	<b>19.7ft</b>	<b>23ft</b>	<b>26.2ft</b>	<b>29.5ft</b>	<b>32.8ft</b>
FC	4544	1136	505	284	182	126	93	71	56	45
<b>Distance</b>	<b>36.1ft</b>	<b>39.4ft</b>	<b>42.7ft</b>	<b>45.9ft</b>	<b>49.2ft</b>	<b>52.5ft</b>	<b>55.8ft</b>	<b>59.1ft</b>	<b>62.3ft</b>	<b>65.6ft</b>
FC	38	32	27	23	20	18	16	14	13	11

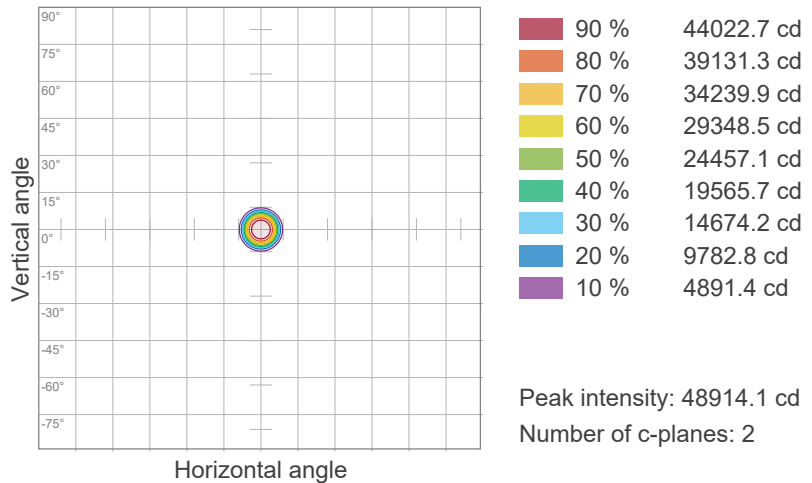
# Photometric & Chromaticity Report

Maverick Force 2 Beam Wash: 50% Zoom - Full Power - Cali On - TV35

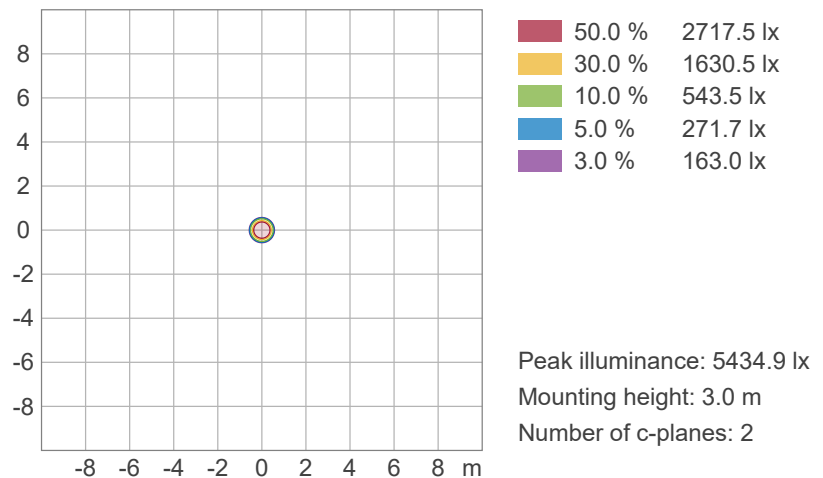


## ISO Diagrams

### ISO Candela Diagram



### ISO Lux Diagram

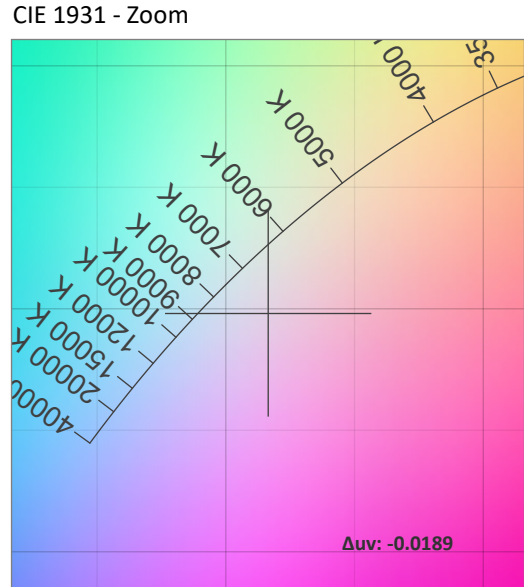
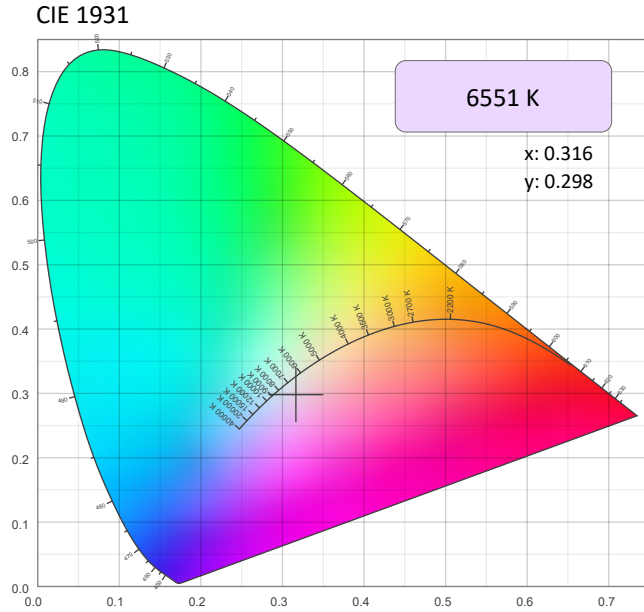




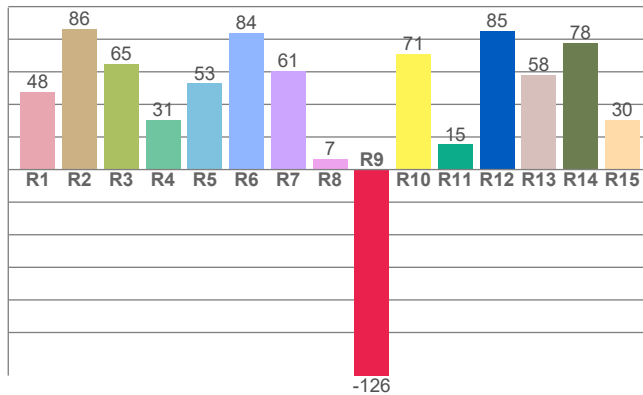
# Photometric & Chromaticity Report

Maverick Force 2 Beam Wash: 50% Zoom - Full Power - Cali On - TV35

## Chromaticity



CRI: 54.2 (R1-R8)

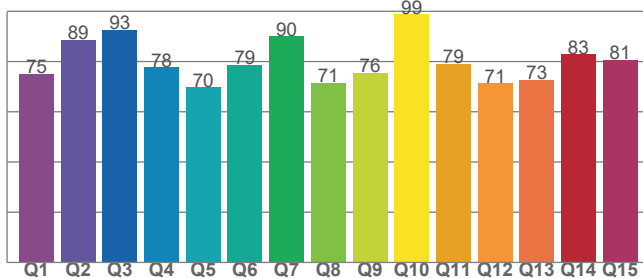


Color Parameters

Color Temperature	Color Coordinate CIE 1931	Color Coordinate CIE 1931
CCT	x	y
6551 K	0.316	0.298

Color Deviation from Black Body Curve	Color Coordinate CIE 1964	Color Coordinate CIE 1964
Δuv	y	u
-0.0189	0.298	0.213

CQS: 78.6



Color Rendering Index	Red Component	Color Quality Scale
CRI	CRI - R9	CQS
54.2	-126.4	78.6

Television Lighting Consistency Index	Color Fidelity	Color Gamut
TLCI	TM30 - Rf	TM30 Rg
41	71.8	126.1

# Photometric & Chromaticity Report

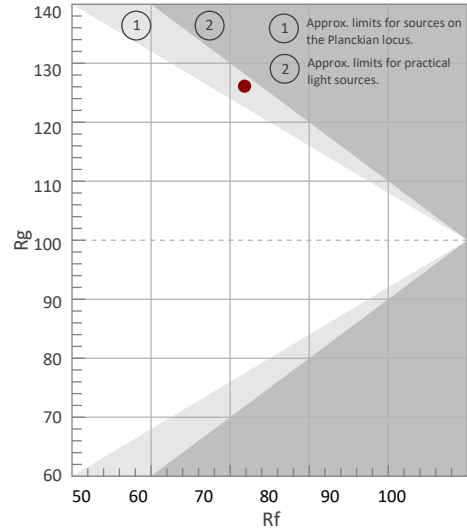
Maverick Force 2 Beam Wash: 50% Zoom - Full Power - Cali On - TV35

## TM-30 Details

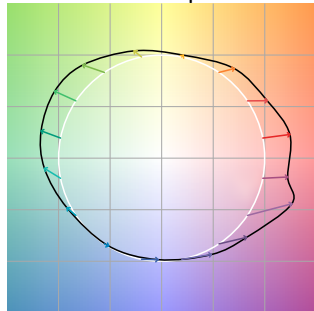
**Rf 71.8**  
Fidelity Index (Rg)

**Rg 126.1**  
Gammut Index (Rg)

Hue Bin	R <sub>f</sub>	Graphic shifts (%)	
		Chroma	Hue
1	51	26%	-2%
2	69	16%	-11%
3	72	11%	-10%
4	91	2%	-1%
5	83	7%	6%
6	69	18%	13%
7	67	22%	4%
8	67	20%	-3%
9	80	13%	-12%
10	82	3%	-11%
11	87	-1%	5%
12	77	-3%	16%
13	66	1%	29%
14	58	10%	26%
15	54	30%	33%
16	59	23%	6%



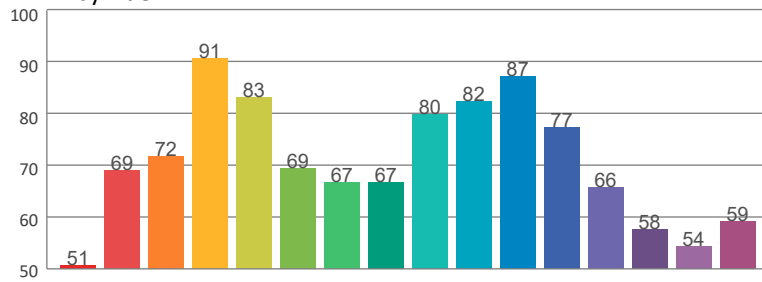
Color Vector Graphic



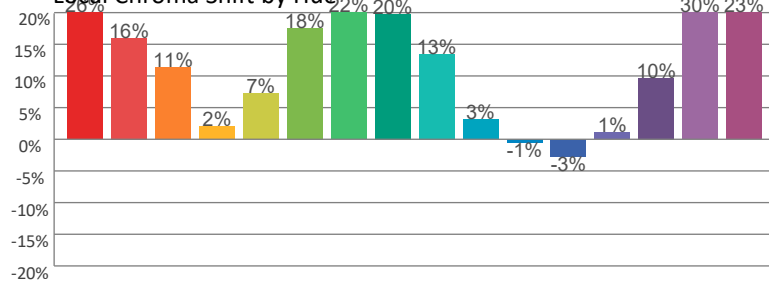
Color Distortion Graphic



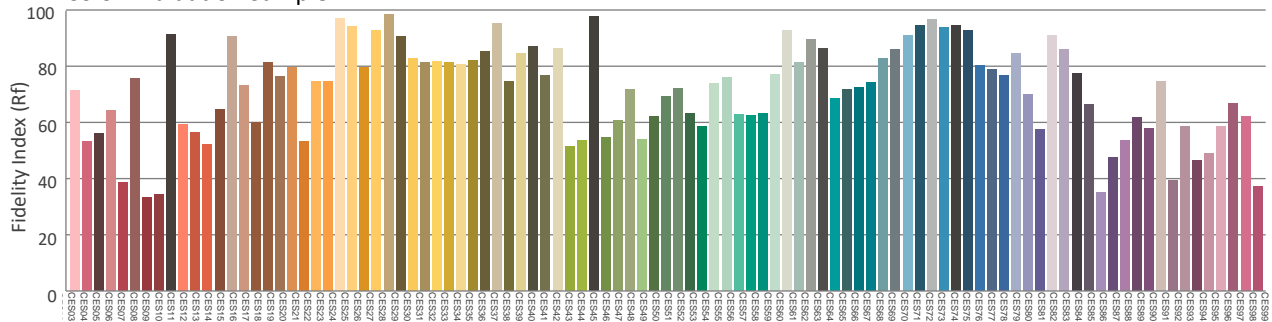
Rf by Hue



Local Chroma Shift by Hue



Color Evaluation Sample



# Photometric & Chromaticity Report

Maverick Force 2 Beam Wash: 50% Zoom - Full Power - Cali Off - Full

## Report Summary

### Measurements

Fixture Output: 6802 lm  
Fixture Peak: 123992 cd  
Fixture Efficacy: 12 lm/W  
Intensity @ 5m: 4960 lux  
Color Temperature: 0 K  
CRI: 0.0      CRI R9 Value: 0.0  
CQS: 0.0  
TLCI: n/a  
TM-30 Rf: 0.0  
TM-30 Rg: 0.0  
Beam Angle (50%): 14.2°  
Field Angle (10%): 19.3°  
Cutoff Angle (3%): 22°

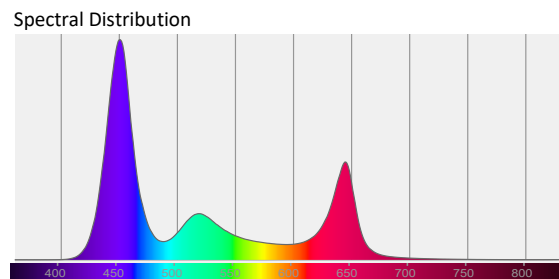
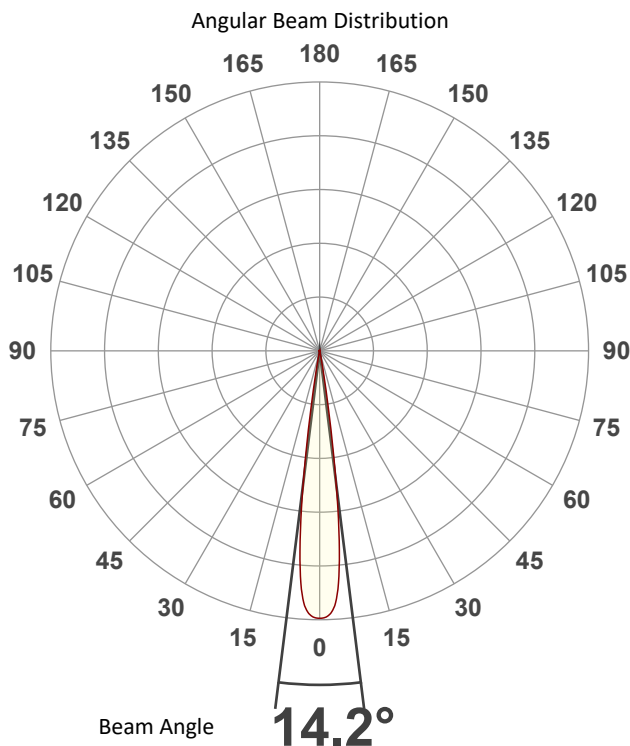


### Conditions

AC Supply: 116 V, 60 Hz  
Power: 577.38 W  
Current: 4.98 A  
Power Factor: 0.99

This data sheet conforms to American National Standard E1.9 – 2007 (R2017). All data was measured and calculated by a Viso Systems LabSpion Goniometer at the Chauvet PD Optics Laboratory in Sunrise, FL on 4/13/2023 to LM-63-2002 Standards.

## Overall Measurement



Tested Color (CIE 1931):

X: 0.239

Y: 0.172



Light Quality

CRI: 0.0

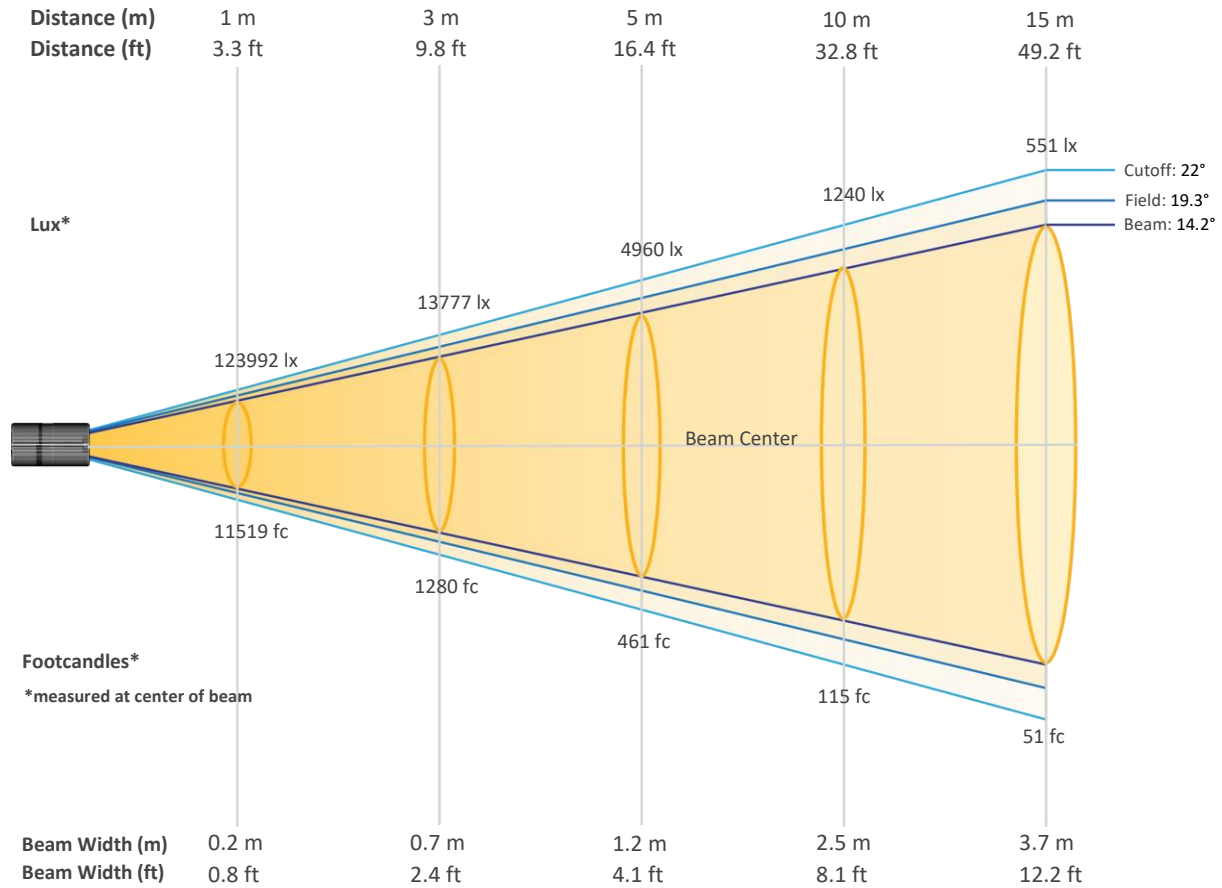
Color Temperature

0 K

# Photometric & Chromaticity Report

Maverick Force 2 Beam Wash: 50% Zoom - Full Power - Cali Off - Full

## Beam Details

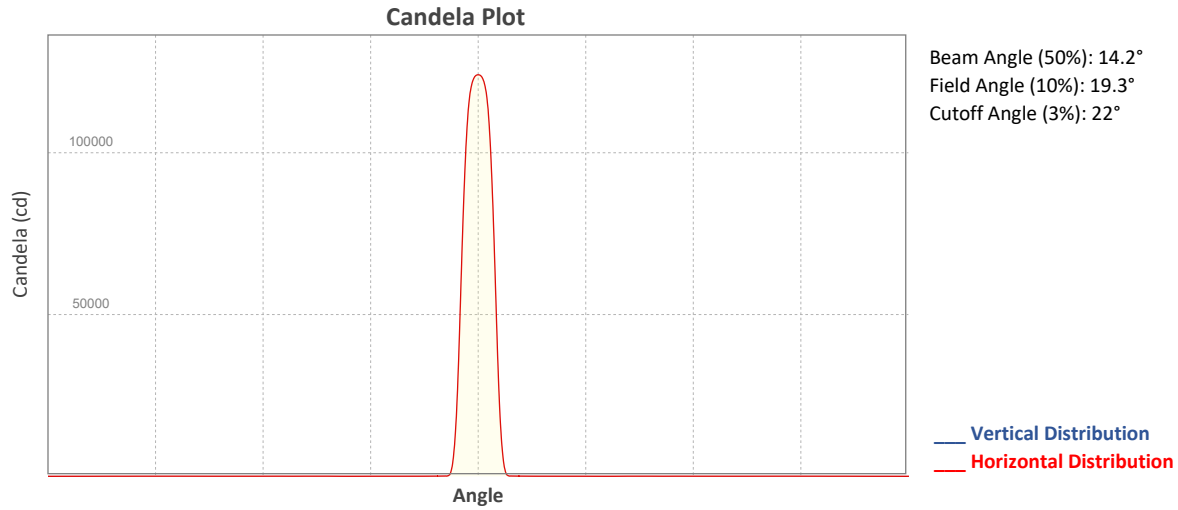


### Beam Intensities from 1-20m (3.3-65.6ft)

Distance	1m	2m	3m	4m	5m	6m	7m	8m	9m	10m
Lux	123992	30998	13777	7749	4960	3444	2530	1937	1531	1240
Distance	11m	12m	13m	14m	15m	16m	17m	18m	19m	20m
Lux	1025	861	734	633	551	484	429	383	343	310
Distance	3.3ft	6.6ft	9.8ft	13.1ft	16.4ft	19.7ft	23ft	26.2ft	29.5ft	32.8ft
FC	11519	2880	1280	720	461	320	235	180	142	115
Distance	36.1ft	39.4ft	42.7ft	45.9ft	49.2ft	52.5ft	55.8ft	59.1ft	62.3ft	65.6ft
FC	95	80	68	59	51	45	40	36	32	29

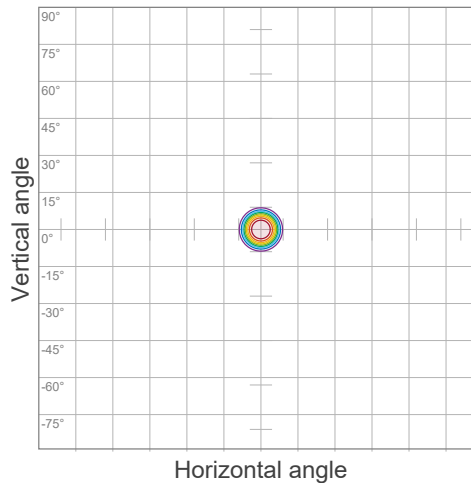
# Photometric & Chromaticity Report

Maverick Force 2 Beam Wash: 50% Zoom - Full Power - Cali Off - Full



## ISO Diagrams

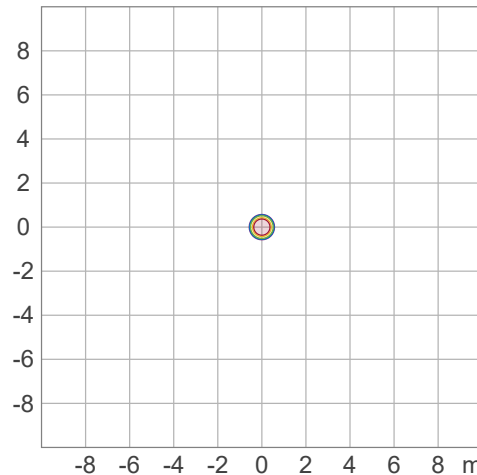
### ISO Candela Diagram



90 %	111592.8 cd
80 %	99193.6 cd
70 %	86794.4 cd
60 %	74395.2 cd
50 %	61996.0 cd
40 %	49596.8 cd
30 %	37197.6 cd
20 %	24798.4 cd
10 %	12399.2 cd

Peak intensity: 123992.0 cd  
 Number of c-planes: 2

### ISO Lux Diagram



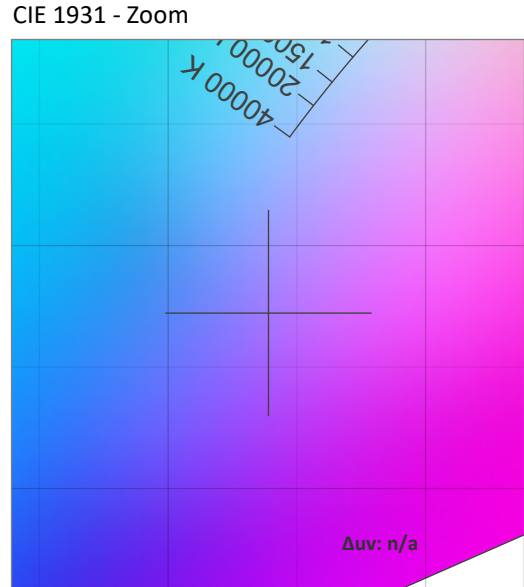
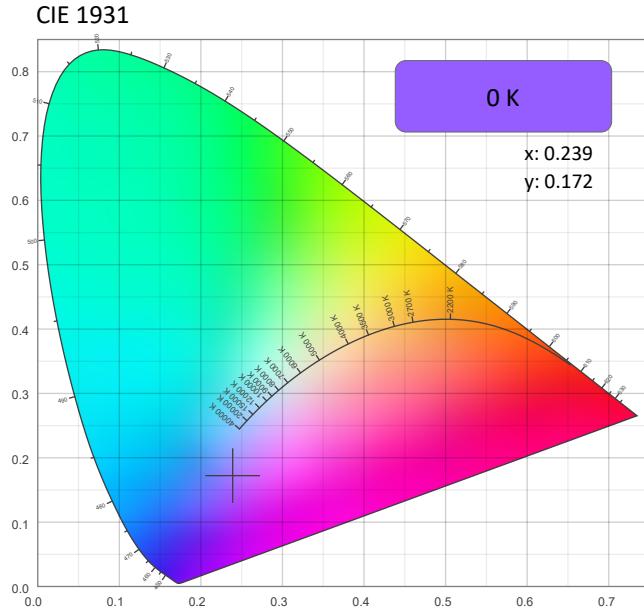
50.0 %	6888.4 lx
30.0 %	4133.1 lx
10.0 %	1377.7 lx
5.0 %	688.8 lx
3.0 %	413.3 lx

Peak illuminance: 13776.9 lx  
 Mounting height: 3.0 m  
 Number of c-planes: 2

# Photometric & Chromaticity Report

Maverick Force 2 Beam Wash: 50% Zoom - Full Power - Cali Off - Full

## Chromaticity



### CRI: 0.0 (R1-R8)

0	0	0	0	0	0	0	0	0	0	0	0	0	0	0
R1	R2	R3	R4	R5	R6	R7	R8	R9	R10	R11	R12	R13	R14	R15

### CQS: 0.0

0	0	0	0	0	0	0	0	0	0	0	0	0	0	0
Q1	Q2	Q3	Q4	Q5	Q6	Q7	Q8	Q9	Q10	Q11	Q12	Q13	Q14	Q15

### Color Parameters

Color Temperature	Color Coordinate CIE 1931	Color Coordinate CIE 1931
CCT	x	y
0 K	0.239	0.172

Color Deviation from Black Body Curve	Color Coordinate CIE 1964	Color Coordinate CIE 1964
$\Delta uv$	y	u
n/a	0.172	0.208

Color Rendering Index	Red Component	Color Quality Scale
CRI	CRI - R9	CQS
0.0	0.0	0.0

Television Lighting Consistency Index	Color Fidelity	Color Gamut
TLCI	TM30 - Rf	TM30 Rg
n/a	0.0	0.0



# Photometric & Chromaticity Report

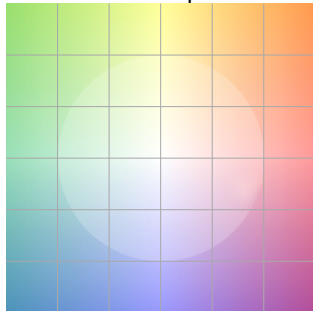
Maverick Force 2 Beam Wash: 50% Zoom - Full Power - Cali Off - Full

## TM-30 Details


**Rf 0.0**  
Fidelity Index (Rg)

**Rg 0.0**  
Gammut Index (Rg)

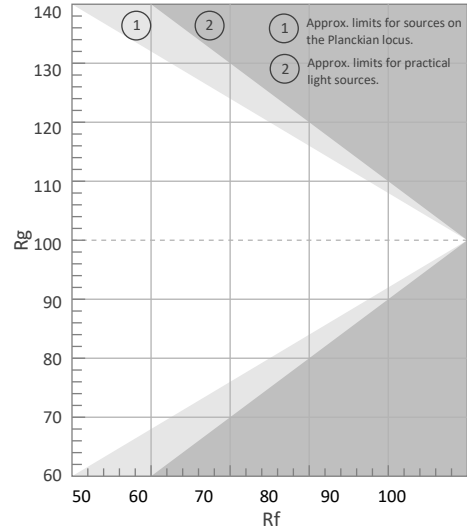
Color Vector Graphic




Color Distortion Graphic




Hue Bin	R <sub>f</sub>	Graphic shifts (%)	
		Chroma	Hue
1	0	0%	0%
2	0	0%	0%
3	0	0%	0%
4	0	0%	0%
5	0	0%	0%
6	0	0%	0%
7	0	0%	0%
8	0	0%	0%
9	0	0%	0%
10	0	0%	0%
11	0	0%	0%
12	0	0%	0%
13	0	0%	0%
14	0	0%	0%
15	0	0%	0%
16	0	0%	0%



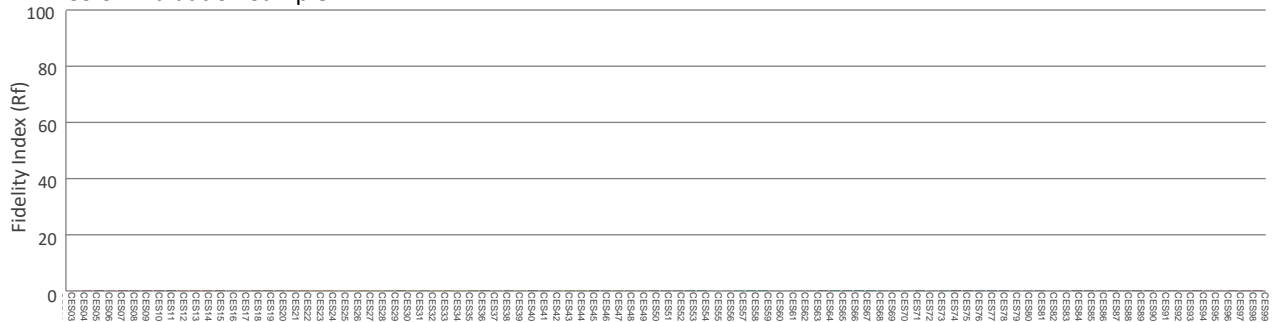
R<sub>f</sub> by Hue



Local Chroma Shift by Hue



Color Evaluation Sample



# Photometric & Chromaticity Report

Maverick Force 2 Beam Wash: 50% Zoom - Full Power - Cali Off - Auto

## Report Summary

### Measurements

Fixture Output: 6876 lm  
Fixture Peak: 124031 cd  
Fixture Efficacy: 12 lm/W  
Intensity @ 5m: 4961 lux  
Color Temperature: 0 K  
CRI: 0.0      CRI R9 Value: 0.0  
CQS: 0.0  
TLCI: n/a  
TM-30 Rf: 0.0  
TM-30 Rg: 0.0  
Beam Angle (50%): 14.2°  
Field Angle (10%): 19.4°  
Cutoff Angle (3%): 21.8°

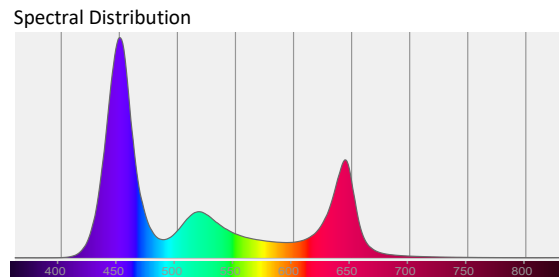
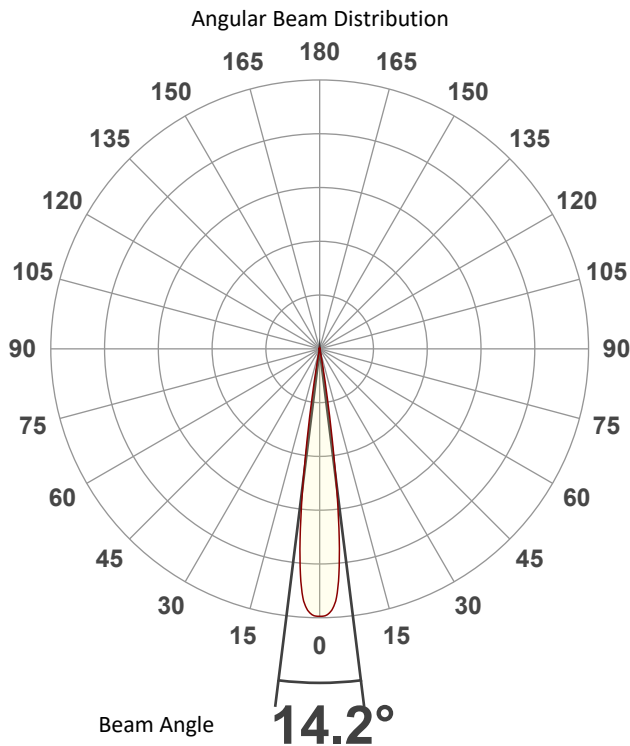


### Conditions

AC Supply: 116 V, 60 Hz  
Power: 590.69 W  
Current: 5.10 A  
Power Factor: 0.99

This data sheet conforms to American National Standard E1.9 – 2007 (R2017). All data was measured and calculated by a Viso Systems LabSpion Goniometer at the Chauvet PD Optics Laboratory in Sunrise, FL on 4/13/2023 to LM-63-2002 Standards.

## Overall Measurement



Tested Color (CIE 1931):

X: 0.239

Y: 0.172



Light Quality

CRI: 0.0

Color Temperature

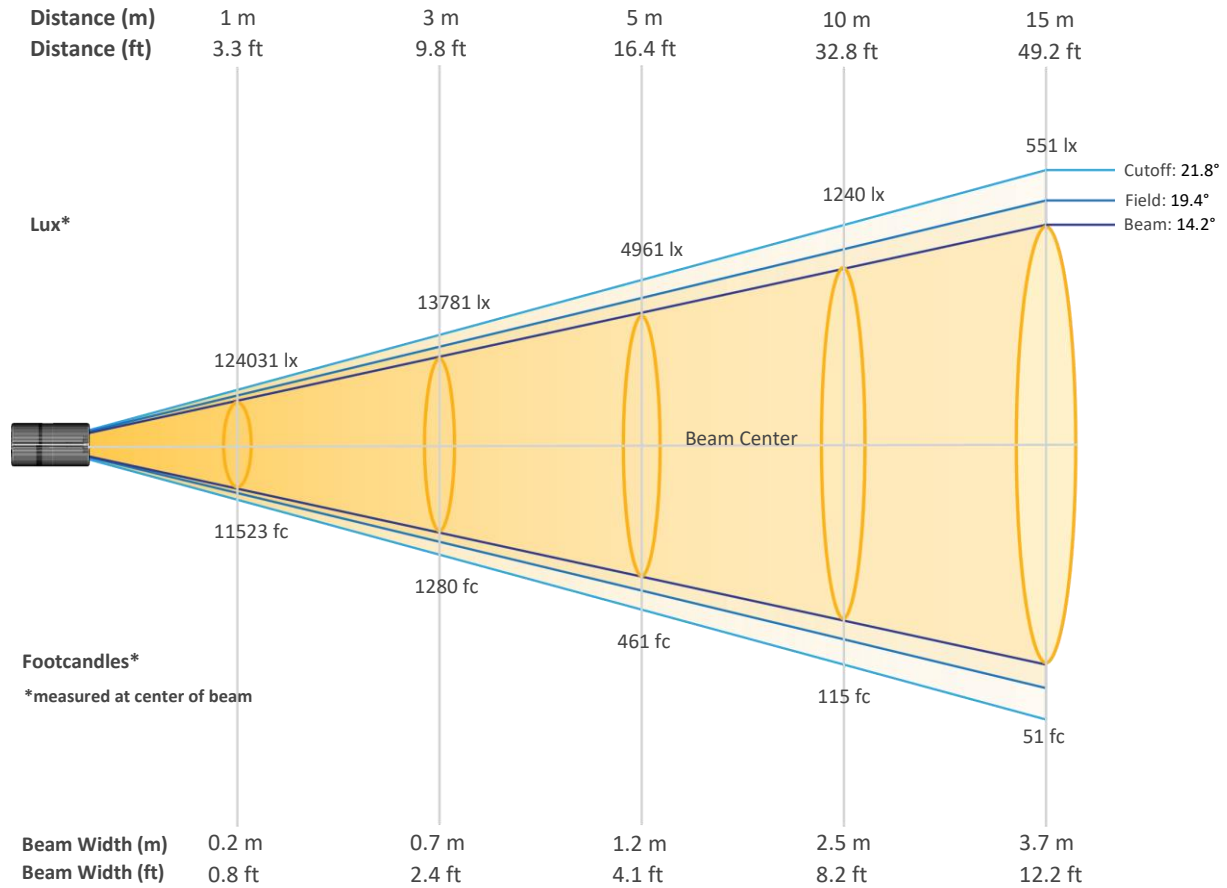
0 K



# Photometric & Chromaticity Report

Maverick Force 2 Beam Wash: 50% Zoom - Full Power - Cali Off - Auto

## Beam Details

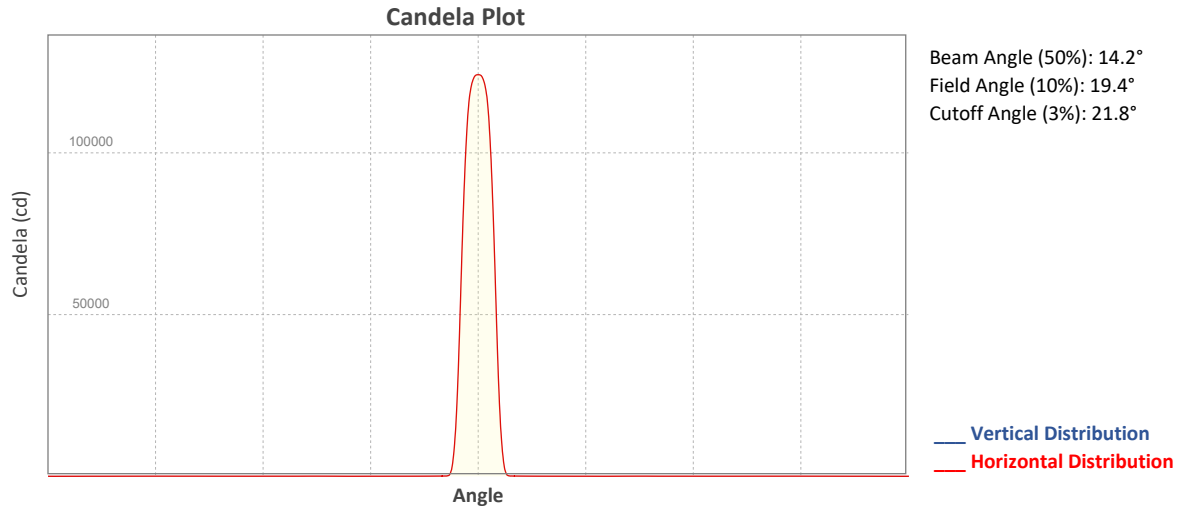


## Beam Intensities from 1-20m (3.3-65.6ft)

Distance	1m	2m	3m	4m	5m	6m	7m	8m	9m	10m
Lux	124031	31008	13781	7752	4961	3445	2531	1938	1531	1240
Distance	11m	12m	13m	14m	15m	16m	17m	18m	19m	20m
Lux	1025	861	734	633	551	484	429	383	344	310
Distance	3.3ft	6.6ft	9.8ft	13.1ft	16.4ft	19.7ft	23ft	26.2ft	29.5ft	32.8ft
FC	11523	2881	1280	720	461	320	235	180	142	115
Distance	36.1ft	39.4ft	42.7ft	45.9ft	49.2ft	52.5ft	55.8ft	59.1ft	62.3ft	65.6ft
FC	95	80	68	59	51	45	40	36	32	29

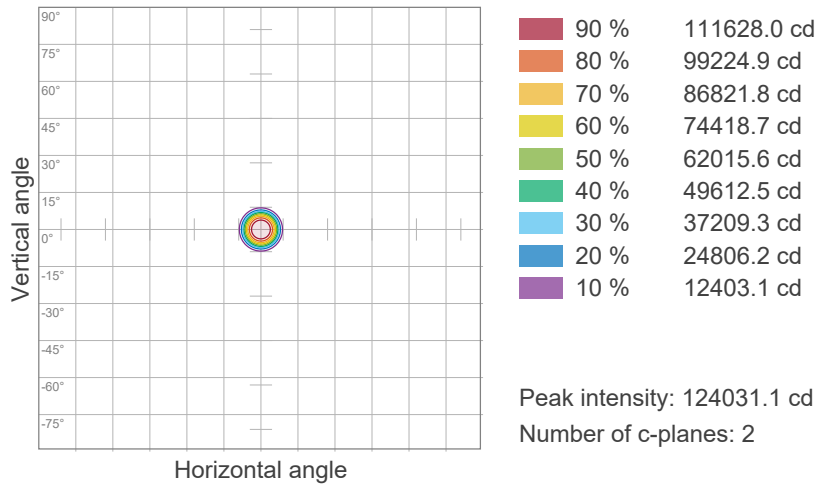
# Photometric & Chromaticity Report

Maverick Force 2 Beam Wash: 50% Zoom - Full Power - Cali Off - Auto

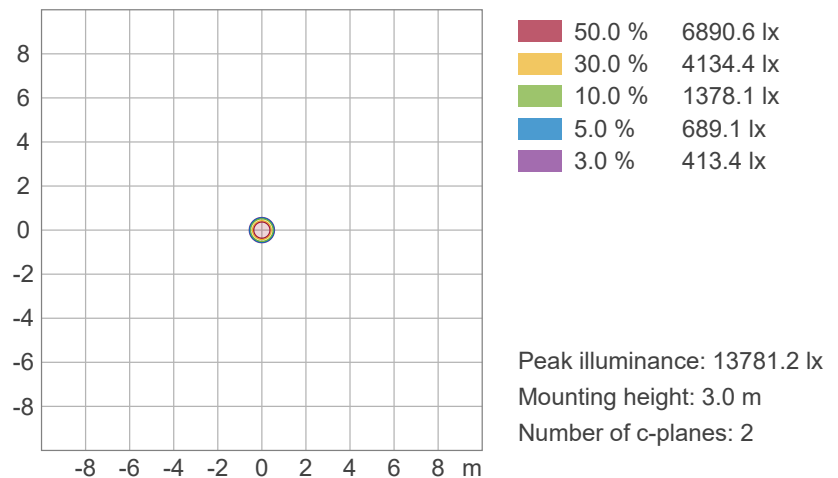


## ISO Diagrams

### ISO Candela Diagram



### ISO Lux Diagram

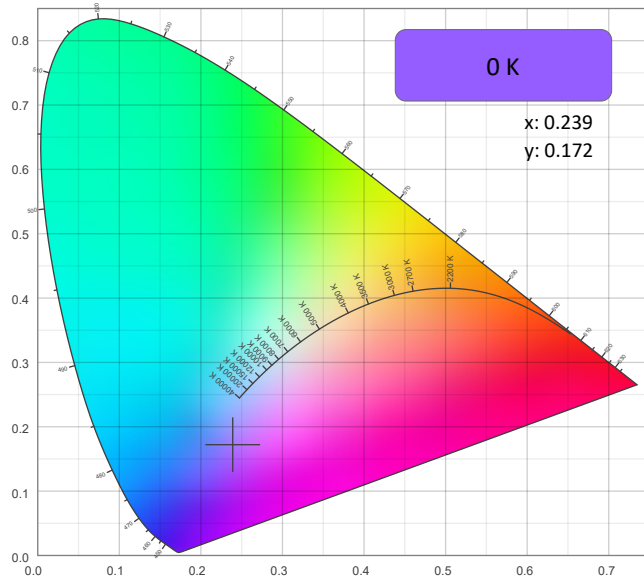


# Photometric & Chromaticity Report

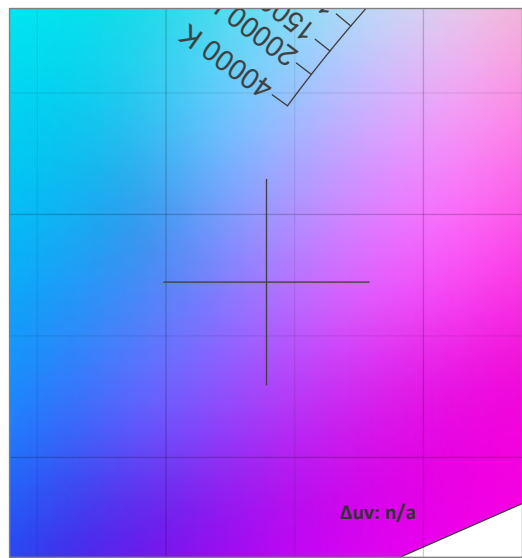
Maverick Force 2 Beam Wash: 50% Zoom - Full Power - Cali Off - Auto

## Chromaticity

CIE 1931



CIE 1931 - Zoom



### CRI: 0.0 (R1-R8)

0	0	0	0	0	0	0	0	0	0	0	0	0	0	0
R1	R2	R3	R4	R5	R6	R7	R8	R9	R10	R11	R12	R13	R14	R15

### CQS: 0.0

0	0	0	0	0	0	0	0	0	0	0	0	0	0	0
Q1	Q2	Q3	Q4	Q5	Q6	Q7	Q8	Q9	Q10	Q11	Q12	Q13	Q14	Q15

### Color Parameters

Color Temperature	Color Coordinate CIE 1931	Color Coordinate CIE 1931
CCT	x	y
0 K	0.239	0.172

Color Deviation from Black Body Curve	Color Coordinate CIE 1964	Color Coordinate CIE 1964
$\Delta uv$	y	u
n/a	0.172	0.208

Color Rendering Index	Red Component	Color Quality Scale
CRI	CRI - R9	CQS
0.0	0.0	0.0

Television Lighting Consistency Index	Color Fidelity	Color Gamut
TLCI	TM30 - Rf	TM30 Rg
n/a	0.0	0.0



# Photometric & Chromaticity Report

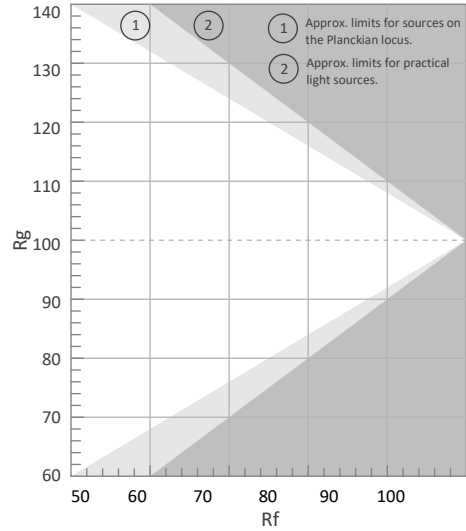
Maverick Force 2 Beam Wash: 50% Zoom - Full Power - Cali Off - Auto

## TM-30 Details

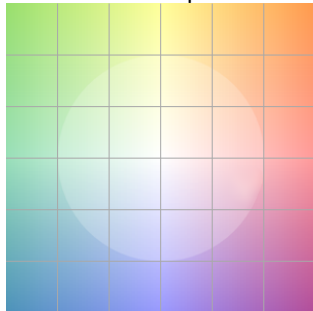
**Rf 0.0**  
Fidelity Index (Rg)

**Rg 0.0**  
Gammut Index (Rg)


Hue Bin	R <sub>f</sub>	Graphic shifts (%)	
		Chroma	Hue
1	0	0%	0%
2	0	0%	0%
3	0	0%	0%
4	0	0%	0%
5	0	0%	0%
6	0	0%	0%
7	0	0%	0%
8	0	0%	0%
9	0	0%	0%
10	0	0%	0%
11	0	0%	0%
12	0	0%	0%
13	0	0%	0%
14	0	0%	0%
15	0	0%	0%
16	0	0%	0%



Color Vector Graphic




Color Distortion Graphic



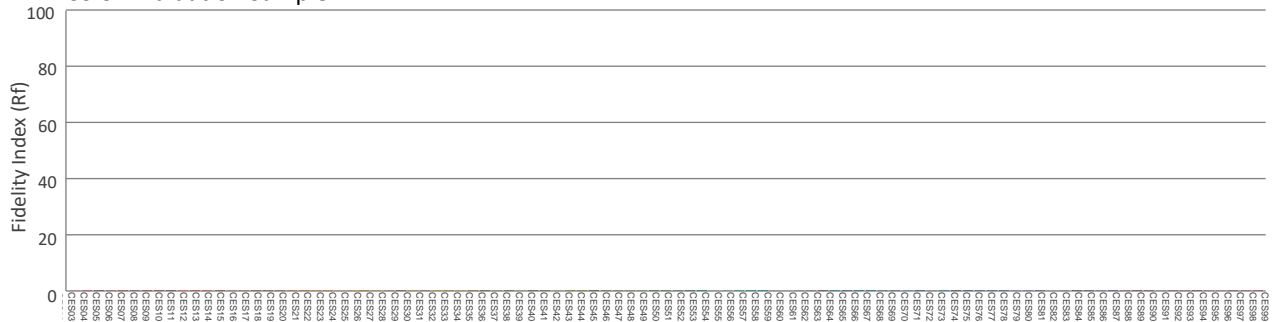
R<sub>f</sub> by Hue



Local Chroma Shift by Hue



Color Evaluation Sample



# Photometric & Chromaticity Report

Maverick Force 2 Beam Wash: 50% Zoom - Full Power - Cali Off - ECO

## Report Summary

### Measurements

Fixture Output: 6715 lm  
Fixture Peak: 122012 cd  
Fixture Efficacy: 12 lm/W  
Intensity @ 5m: 4880 lux  
Color Temperature: 0 K  
CRI: 0.0      CRI R9 Value: 0.0  
CQS: 0.0  
TLCl: n/a  
TM-30 Rf: 0.0  
TM-30 Rg: 0.0  
Beam Angle (50%): 14.2°  
Field Angle (10%): 19.3°  
Cutoff Angle (3%): 21.9°

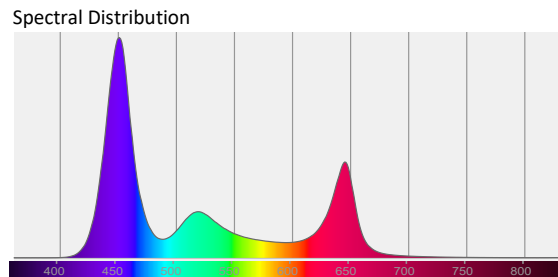
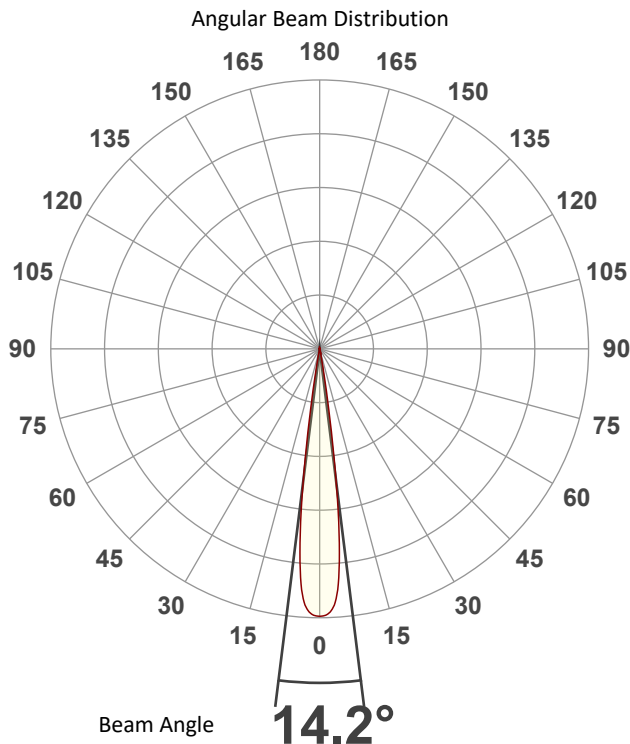


### Conditions

AC Supply: 116 V, 60 Hz  
Power: 574.64 W  
Current: 4.96 A  
Power Factor: 0.99

This data sheet conforms to American National Standard E1.9 – 2007 (R2017). All data was measured and calculated by a Viso Systems LabSpion Goniometer at the Chauvet PD Optics Laboratory in Sunrise, FL on 4/13/2023 to LM-63-2002 Standards.

## Overall Measurement



Tested Color (CIE 1931):

X: 0.237

Y: 0.172



Light Quality

CRI: 0.0

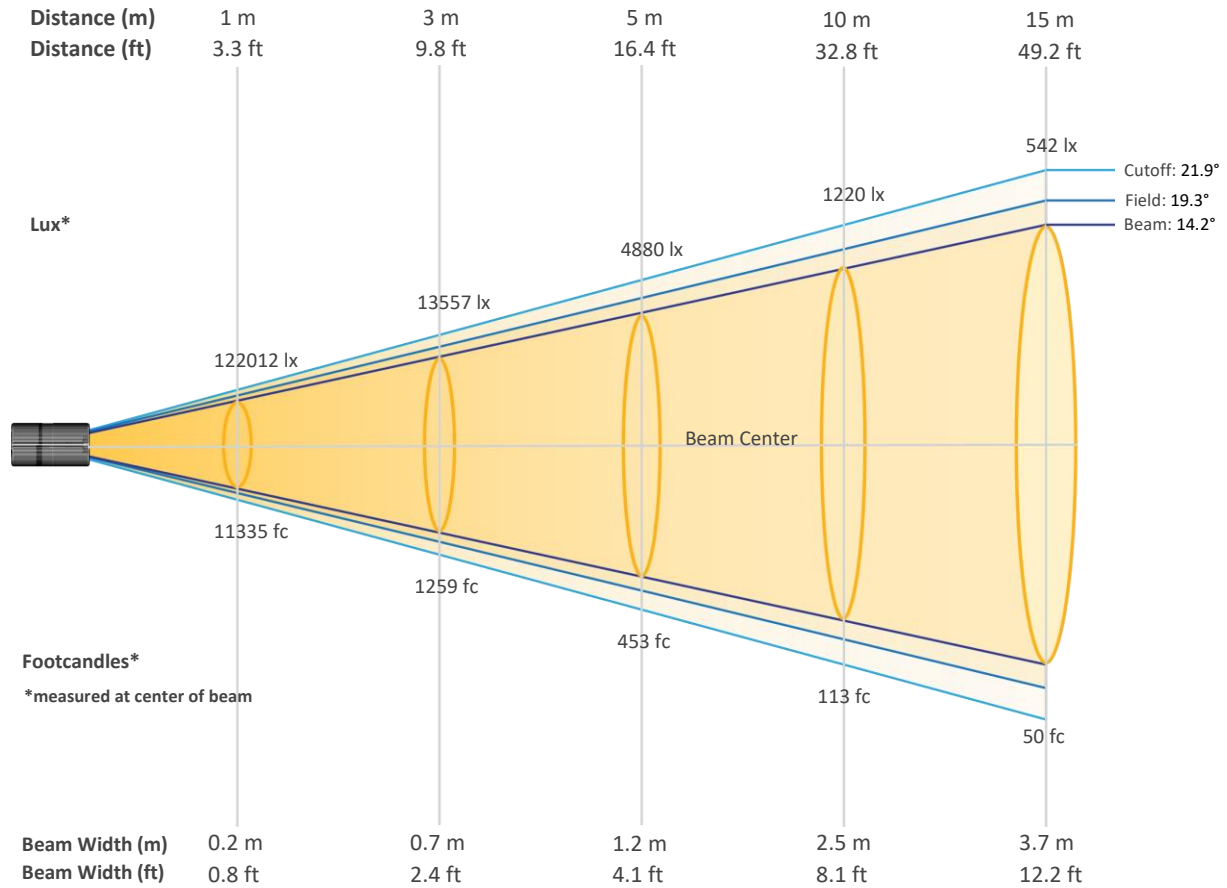
Color Temperature

0 K

# Photometric & Chromaticity Report

Maverick Force 2 Beam Wash: 50% Zoom - Full Power - Cali Off - ECO

## Beam Details

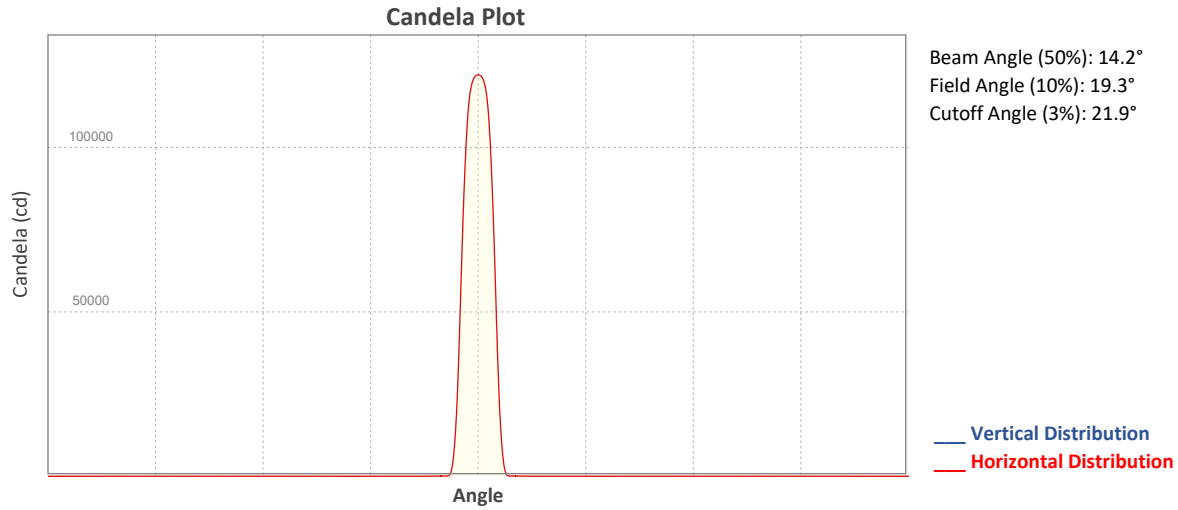


## Beam Intensities from 1-20m (3.3-65.6ft)

Distance	1m	2m	3m	4m	5m	6m	7m	8m	9m	10m
Lux	122012	30503	13557	7626	4880	3389	2490	1906	1506	1220
Distance	11m	12m	13m	14m	15m	16m	17m	18m	19m	20m
Lux	1008	847	722	623	542	477	422	377	338	305
Distance	3.3ft	6.6ft	9.8ft	13.1ft	16.4ft	19.7ft	23ft	26.2ft	29.5ft	32.8ft
FC	11335	2834	1259	708	453	315	231	177	140	113
Distance	36.1ft	39.4ft	42.7ft	45.9ft	49.2ft	52.5ft	55.8ft	59.1ft	62.3ft	65.6ft
FC	94	79	67	58	50	44	39	35	31	28

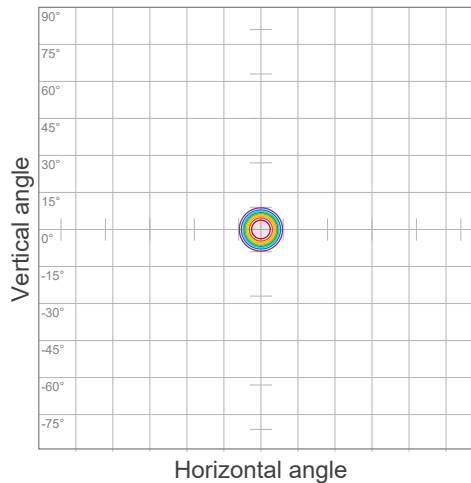
# Photometric & Chromaticity Report

Maverick Force 2 Beam Wash: 50% Zoom - Full Power - Cali Off - ECO



## ISO Diagrams

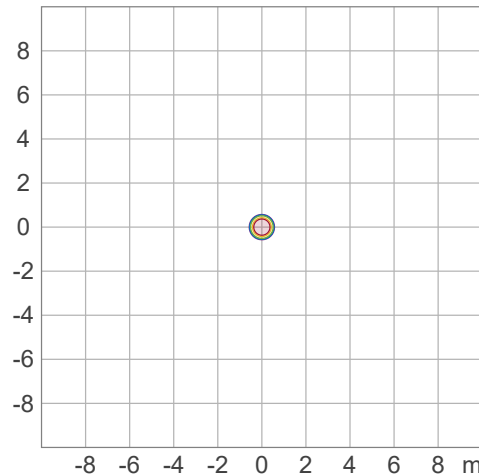
### ISO Candela Diagram



90 %	109811.0 cd
80 %	97609.8 cd
70 %	85408.5 cd
60 %	73207.3 cd
50 %	61006.1 cd
40 %	48804.9 cd
30 %	36603.7 cd
20 %	24402.4 cd
10 %	12201.2 cd

Peak intensity: 122012.2 cd  
 Number of c-planes: 2

### ISO Lux Diagram



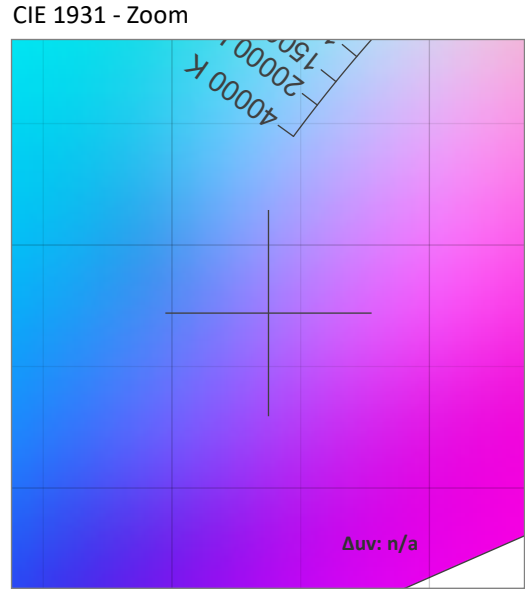
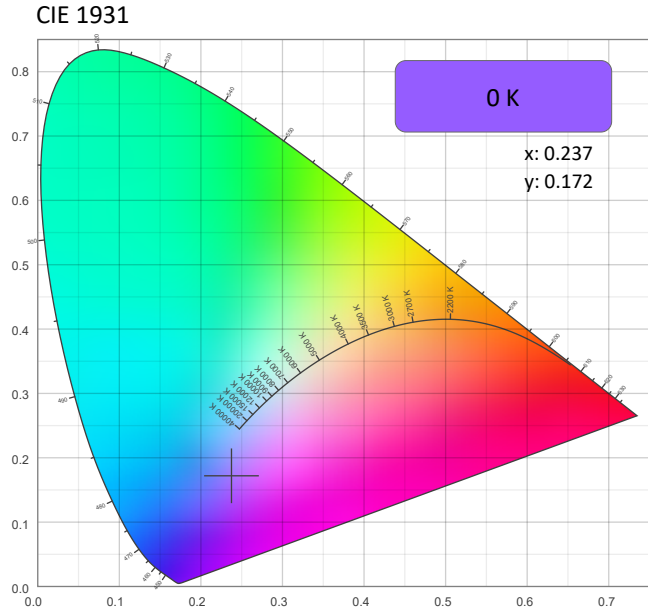
50.0 %	6778.5 lx
30.0 %	4067.1 lx
10.0 %	1355.7 lx
5.0 %	677.8 lx
3.0 %	406.7 lx

Peak illuminance: 13556.9 lx  
 Mounting height: 3.0 m  
 Number of c-planes: 2

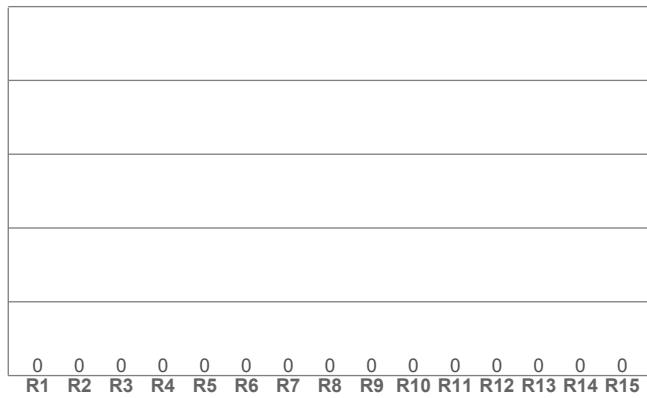
# Photometric & Chromaticity Report

Maverick Force 2 Beam Wash: 50% Zoom - Full Power - Cali Off - ECO

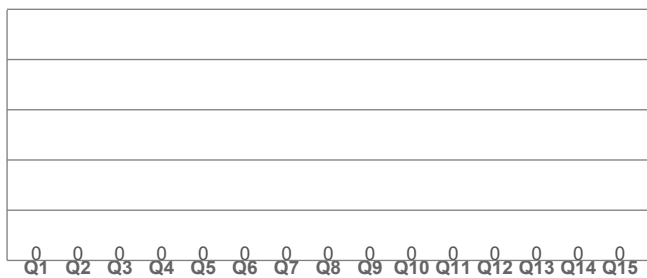
## Chromaticity



### CRI: 0.0 (R1-R8)



### CQS: 0.0



### Color Parameters

Color Temperature	Color Coordinate CIE 1931	Color Coordinate CIE 1931
CCT	x	y
0 K	0.237	0.172

Color Deviation from Black Body Curve	Color Coordinate CIE 1964	Color Coordinate CIE 1964
Δuv	y	u
n/a	0.172	0.207

Color Rendering Index	Red Component	Color Quality Scale
CRI	CRI - R9	CQS
0.0	0.0	0.0

Television Lighting Consistency Index	Color Fidelity	Color Gamut
TLCI	TM30 - Rf	TM30 Rg
n/a	0.0	0.0





# Photometric & Chromaticity Report

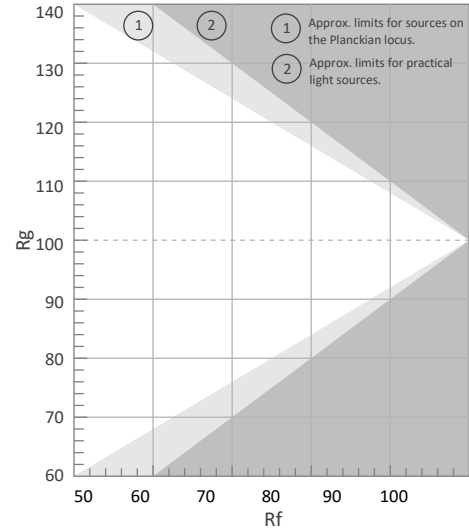
Maverick Force 2 Beam Wash: 50% Zoom - Full Power - Cali Off - ECO

## TM-30 Details


**Rf 0.0**  
Fidelity Index (Rg)

**Rg 0.0**  
Gammut Index (Rg)


Hue Bin	R <sub>f</sub>	Graphic shifts (%)	
		Chroma	Hue
1	0	0%	0%
2	0	0%	0%
3	0	0%	0%
4	0	0%	0%
5	0	0%	0%
6	0	0%	0%
7	0	0%	0%
8	0	0%	0%
9	0	0%	0%
10	0	0%	0%
11	0	0%	0%
12	0	0%	0%
13	0	0%	0%
14	0	0%	0%
15	0	0%	0%
16	0	0%	0%




Color Vector Graphic




Color Distortion Graphic



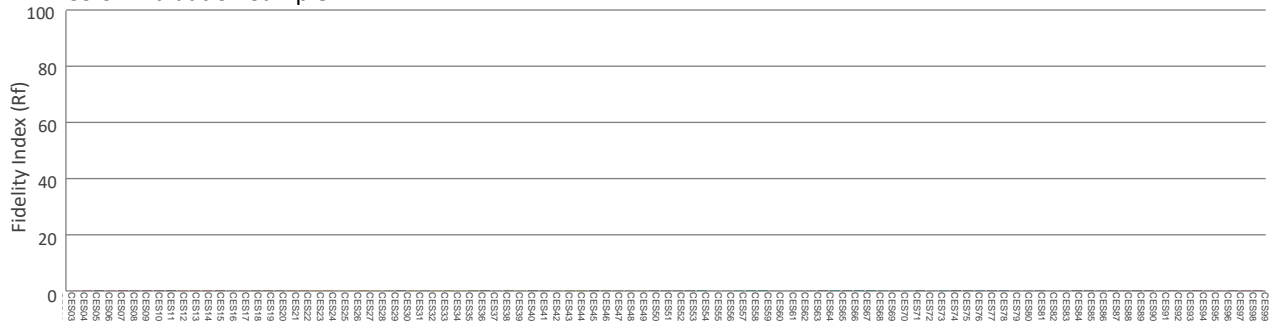
R<sub>f</sub> by Hue



Local Chroma Shift by Hue



Color Evaluation Sample



# Photometric & Chromaticity Report

Maverick Force 2 Beam Wash: 50% Zoom - Full Power - Cali Off - TV25

## Report Summary

### Measurements

Fixture Output: 3780 lm  
Fixture Peak: 67980 cd  
Fixture Efficacy: 8 lm/W  
Intensity @ 5m: 2719 lux  
Color Temperature: 0 K  
CRI: 0.0      CRI R9 Value: 0.0  
CQS: 0.0  
TLCI: n/a  
TM-30 Rf: 0.0  
TM-30 Rg: 0.0  
Beam Angle (50%): 14.2°  
Field Angle (10%): 19.4°  
Cutoff Angle (3%): 22.1°

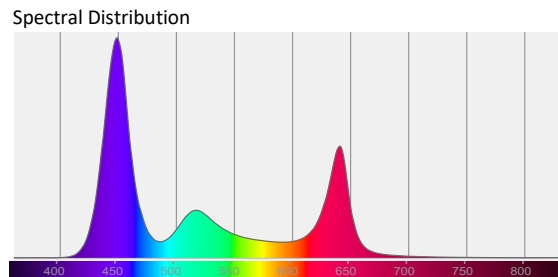
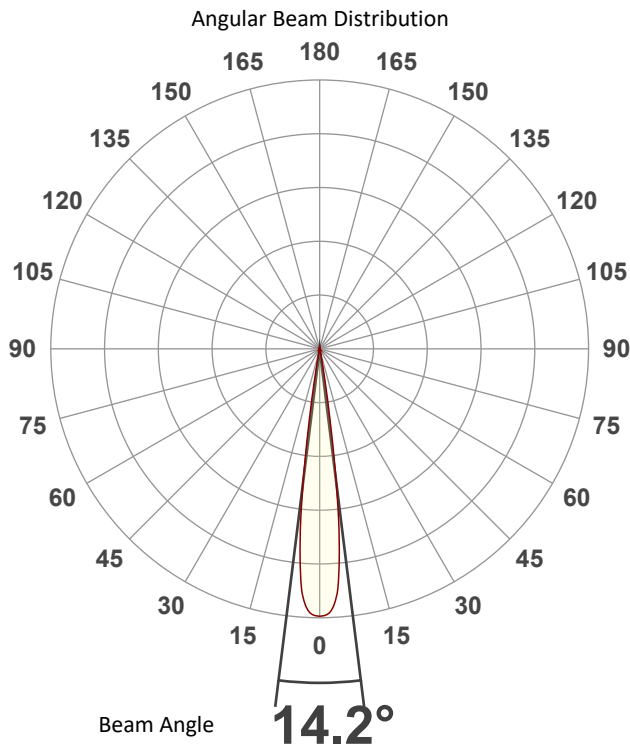


### Conditions

AC Supply: 116 V, 60 Hz  
Power: 479.23 W  
Current: 4.12 A  
Power Factor: 0.99

This data sheet conforms to American National Standard E1.9 – 2007 (R2017). All data was measured and calculated by a Viso Systems LabSpion Goniometer at the Chauvet PD Optics Laboratory in Sunrise, FL on 4/13/2023 to LM-63-2002 Standards.

## Overall Measurement



Tested Color (CIE 1931):

X: 0.249

Y: 0.175



Light Quality

CRI: 0.0

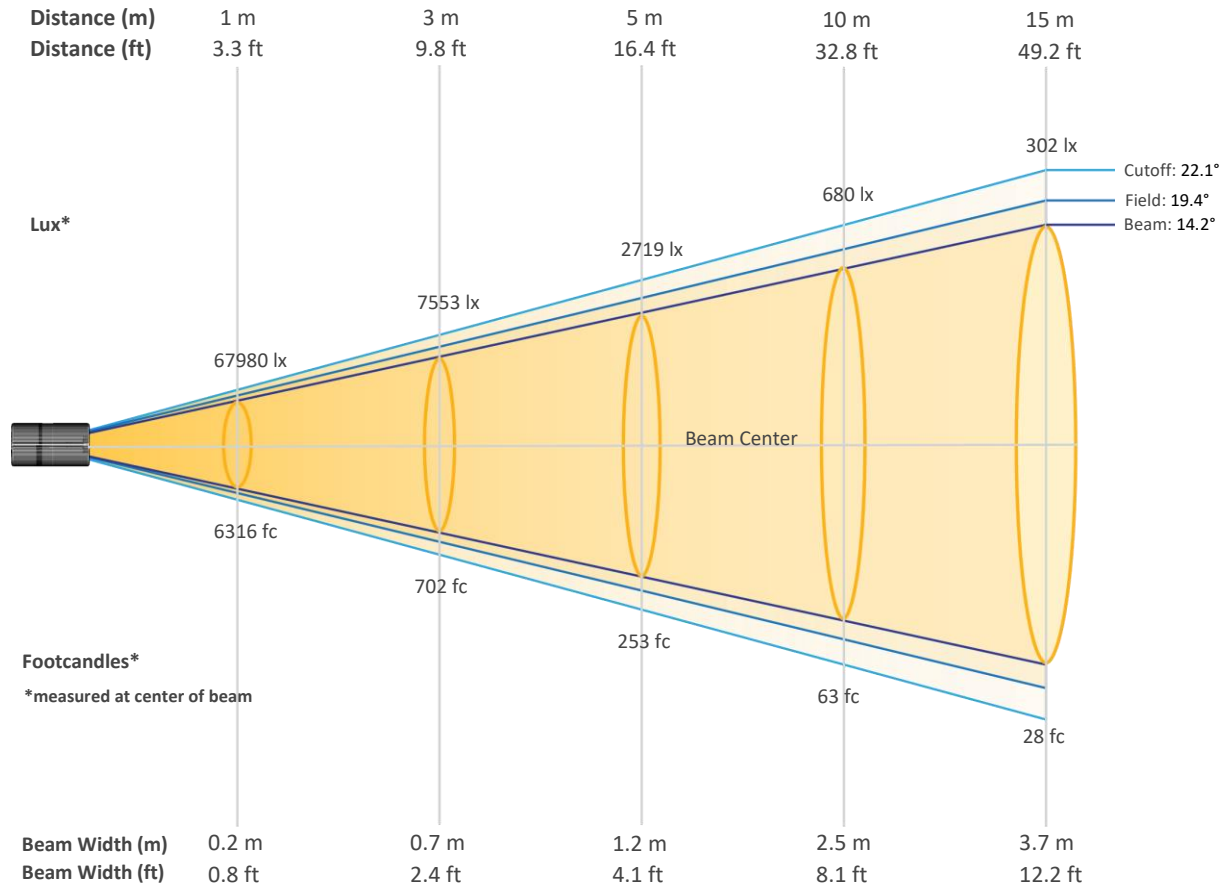
Color Temperature

0 K

# Photometric & Chromaticity Report

Maverick Force 2 Beam Wash: 50% Zoom - Full Power - Cali Off - TV25

## Beam Details

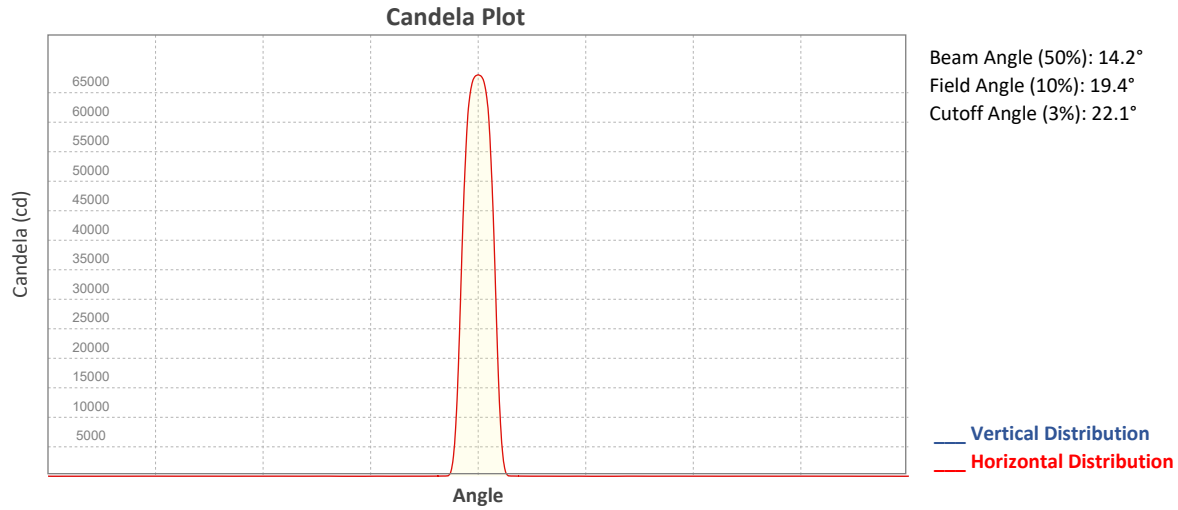


### Beam Intensities from 1-20m (3.3-65.6ft)

Distance	1m	2m	3m	4m	5m	6m	7m	8m	9m	10m
Lux	67980	16995	7553	4249	2719	1888	1387	1062	839	680
Distance	11m	12m	13m	14m	15m	16m	17m	18m	19m	20m
Lux	562	472	402	347	302	266	235	210	188	170
Distance	3.3ft	6.6ft	9.8ft	13.1ft	16.4ft	19.7ft	23ft	26.2ft	29.5ft	32.8ft
FC	6316	1579	702	395	253	175	129	99	78	63
Distance	36.1ft	39.4ft	42.7ft	45.9ft	49.2ft	52.5ft	55.8ft	59.1ft	62.3ft	65.6ft
FC	52	44	37	32	28	25	22	19	17	16

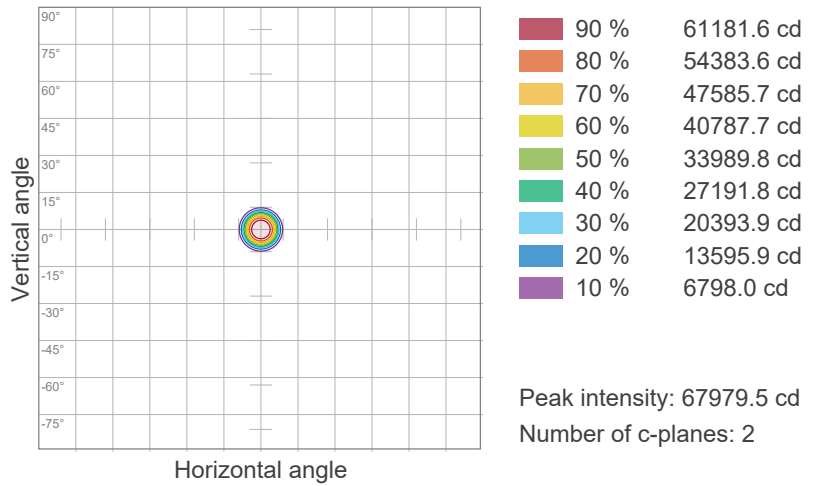
# Photometric & Chromaticity Report

Maverick Force 2 Beam Wash: 50% Zoom - Full Power - Cali Off - TV25

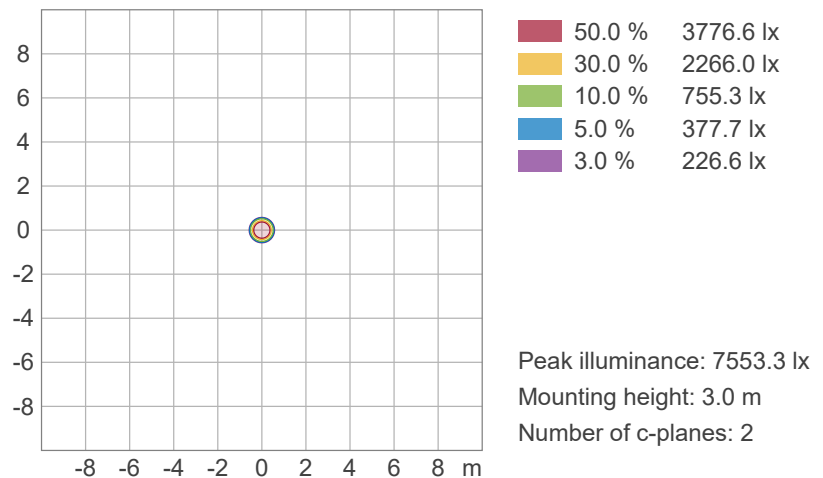


## ISO Diagrams

### ISO Candela Diagram



### ISO Lux Diagram

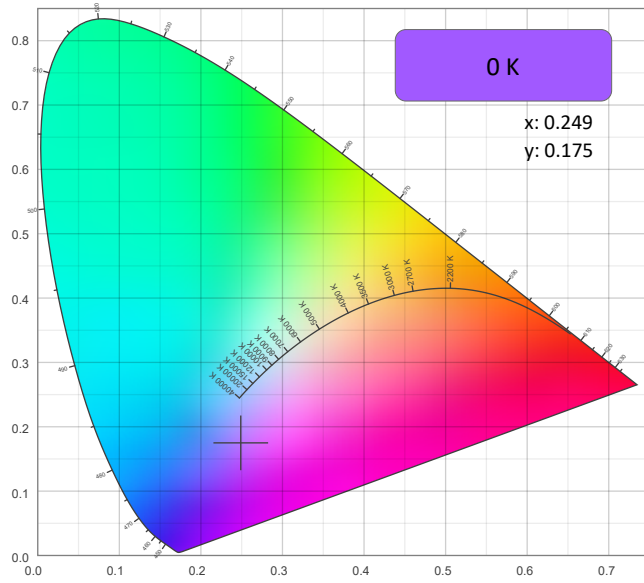


# Photometric & Chromaticity Report


Maverick Force 2 Beam Wash: 50% Zoom - Full Power - Cali Off - TV25

## Chromaticity

CIE 1931



CIE 1931 - Zoom



### CRI: 0.0 (R1-R8)

0	0	0	0	0	0	0	0	0	0	0	0	0	0	0
R1	R2	R3	R4	R5	R6	R7	R8	R9	R10	R11	R12	R13	R14	R15

### CQS: 0.0

0	0	0	0	0	0	0	0	0	0	0	0	0	0	0
Q1	Q2	Q3	Q4	Q5	Q6	Q7	Q8	Q9	Q10	Q11	Q12	Q13	Q14	Q15

### Color Parameters

Color Temperature	Color Coordinate CIE 1931	Color Coordinate CIE 1931
CCT	x	y
0 K	0.249	0.175

Color Deviation from Black Body Curve	Color Coordinate CIE 1964	Color Coordinate CIE 1964
Δuv	y	u
n/a	0.175	0.216

Color Rendering Index	Red Component	Color Quality Scale
CRI	CRI - R9	CQS
0.0	0.0	0.0

Television Lighting Consistency Index	Color Fidelity	Color Gamut
TLCI	TM30 - Rf	TM30 Rg
n/a	0.0	0.0

# Photometric & Chromaticity Report

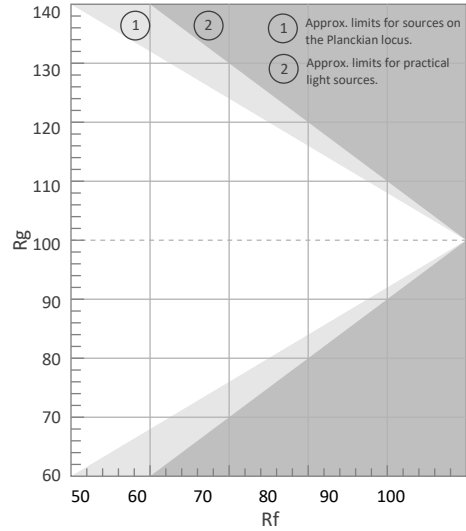
Maverick Force 2 Beam Wash: 50% Zoom - Full Power - Cali Off - TV25

## TM-30 Details

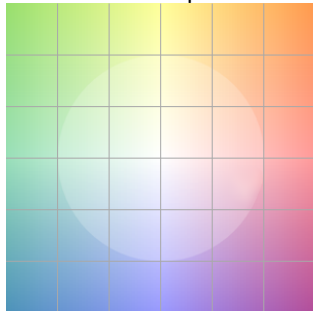
**Rf 0.0**  
Fidelity Index (Rg)

**Rg 0.0**  
Gammut Index (Rg)


Hue Bin	R <sub>f</sub>	Graphic shifts (%)	
		Chroma	Hue
1	0	0%	0%
2	0	0%	0%
3	0	0%	0%
4	0	0%	0%
5	0	0%	0%
6	0	0%	0%
7	0	0%	0%
8	0	0%	0%
9	0	0%	0%
10	0	0%	0%
11	0	0%	0%
12	0	0%	0%
13	0	0%	0%
14	0	0%	0%
15	0	0%	0%
16	0	0%	0%



Color Vector Graphic




Color Distortion Graphic



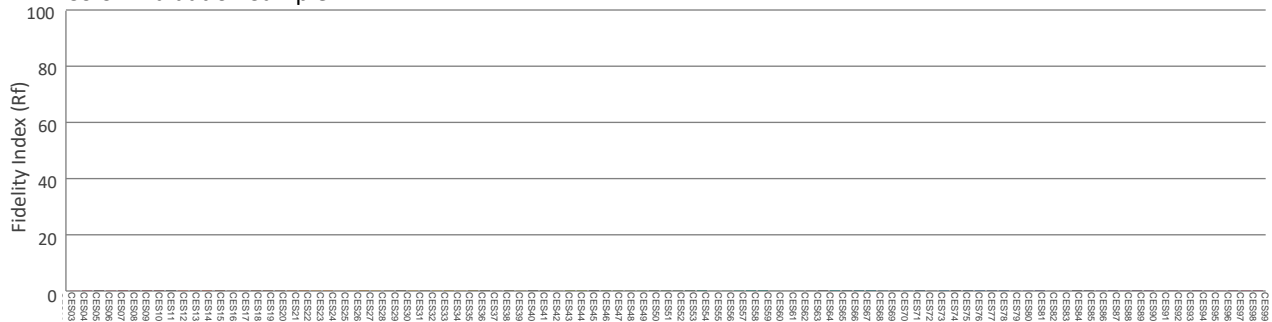
Rf by Hue



Local Chroma Shift by Hue



Color Evaluation Sample



# Photometric & Chromaticity Report

Maverick Force 2 Beam Wash: 50% Zoom - Full Power - Cali Off - TV35

## Report Summary

### Measurements

Fixture Output: 3052 lm  
Fixture Peak: 54100 cd  
Fixture Efficacy: 7 lm/W  
Intensity @ 5m: 2164 lux  
Color Temperature: 0 K  
CRI: 0.0      CRI R9 Value: 0.0  
CQS: 0.0  
TLCI: n/a  
TM-30 Rf: 0.0  
TM-30 Rg: 0.0  
Beam Angle (50%): 14.2°  
Field Angle (10%): 19.3°  
Cutoff Angle (3%): 22°

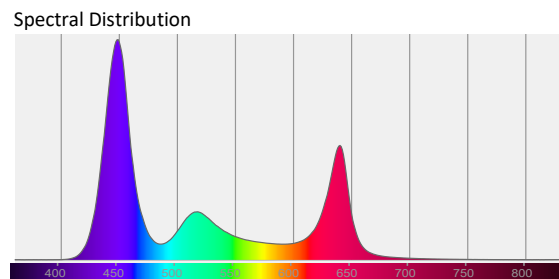
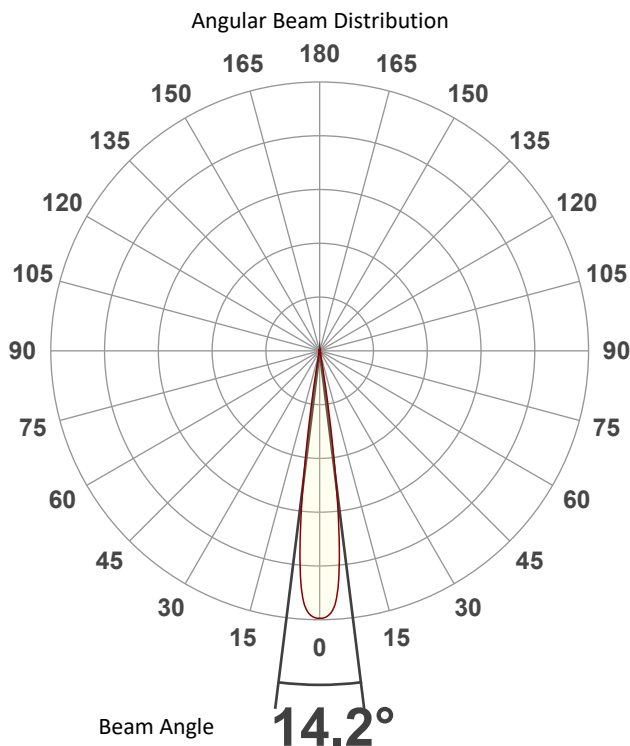


### Conditions

AC Supply: 116 V, 60 Hz  
Power: 441.05 W  
Current: 3.79 A  
Power Factor: 0.99

This data sheet conforms to American National Standard E1.9 – 2007 (R2017). All data was measured and calculated by a Viso Systems LabSpion Goniometer at the Chauvet PD Optics Laboratory in Sunrise, FL on 4/13/2023 to LM-63-2002 Standards.

## Overall Measurement



Tested Color (CIE 1931):

X: 0.251

Y: 0.175



Light Quality

CRI: 0.0

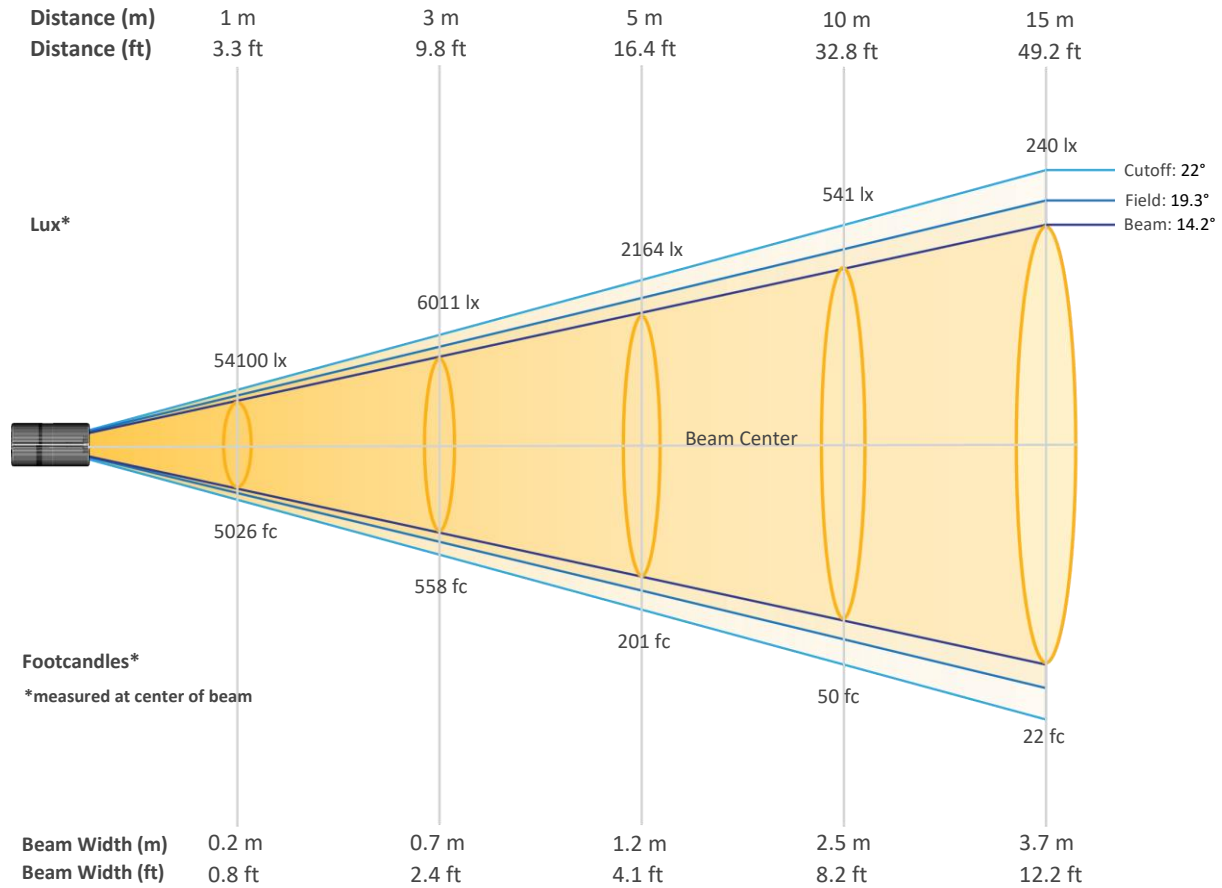
Color Temperature

0 K

# Photometric & Chromaticity Report

Maverick Force 2 Beam Wash: 50% Zoom - Full Power - Cali Off - TV35

## Beam Details



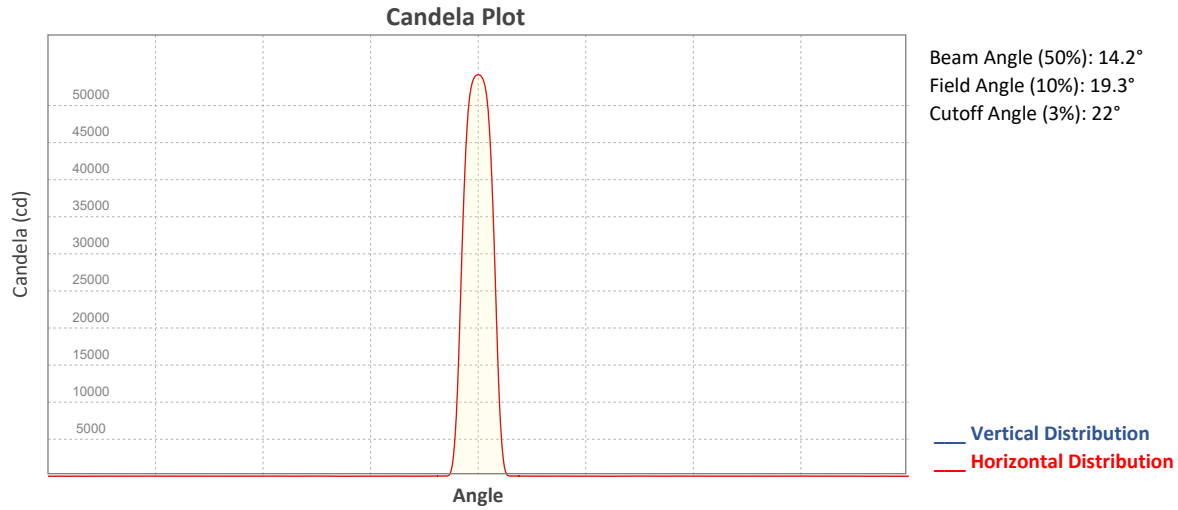
### Beam Intensities from 1-20m (3.3-65.6ft)

Distance	1m	2m	3m	4m	5m	6m	7m	8m	9m	10m
Lux	54100	13525	6011	3381	2164	1503	1104	845	668	541
<b>Distance</b>	<b>11m</b>	<b>12m</b>	<b>13m</b>	<b>14m</b>	<b>15m</b>	<b>16m</b>	<b>17m</b>	<b>18m</b>	<b>19m</b>	<b>20m</b>
Lux	447	376	320	276	240	211	187	167	150	135
<b>Distance</b>	<b>3.3ft</b>	<b>6.6ft</b>	<b>9.8ft</b>	<b>13.1ft</b>	<b>16.4ft</b>	<b>19.7ft</b>	<b>23ft</b>	<b>26.2ft</b>	<b>29.5ft</b>	<b>32.8ft</b>
FC	5026	1257	558	314	201	140	103	79	62	50
<b>Distance</b>	<b>36.1ft</b>	<b>39.4ft</b>	<b>42.7ft</b>	<b>45.9ft</b>	<b>49.2ft</b>	<b>52.5ft</b>	<b>55.8ft</b>	<b>59.1ft</b>	<b>62.3ft</b>	<b>65.6ft</b>
FC	42	35	30	26	22	20	17	16	14	13



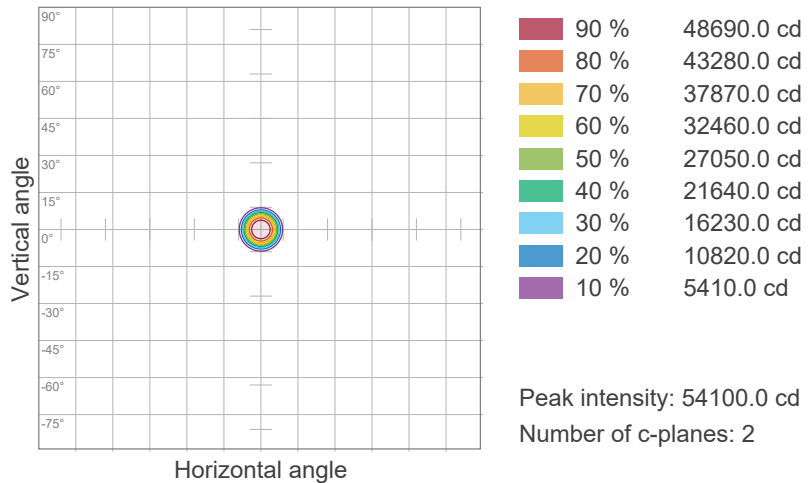
# Photometric & Chromaticity Report

Maverick Force 2 Beam Wash: 50% Zoom - Full Power - Cali Off - TV35

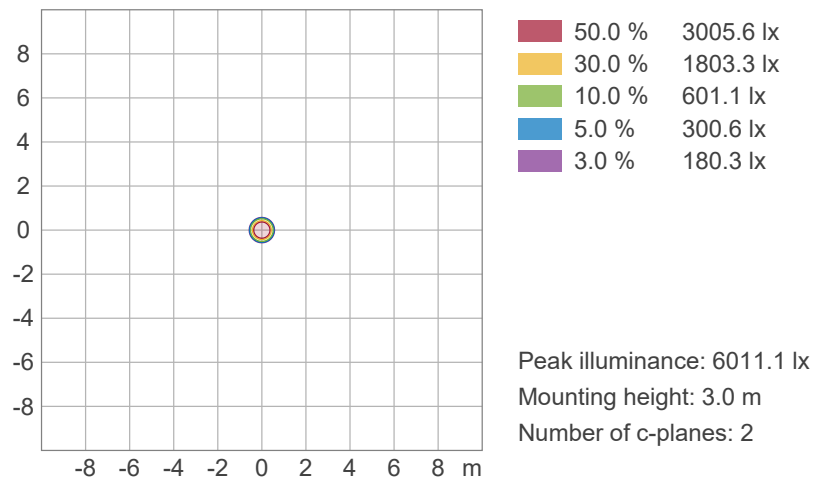


## ISO Diagrams

### ISO Candela Diagram



### ISO Lux Diagram





# Photometric & Chromaticity Report


Maverick Force 2 Beam Wash: 50% Zoom - Full Power - Cali Off - TV35

## TM-30 Details


**Rf 0.0**  
Fidelity Index (Rg)

**Rg 0.0**  
Gammut Index (Rg)

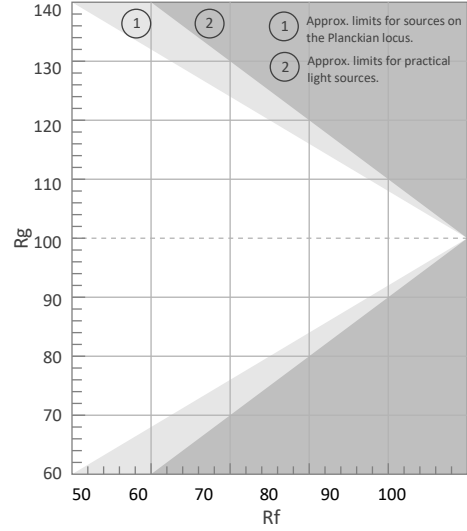
Color Vector Graphic




Color Distortion Graphic




Hue Bin	R <sub>f</sub>	Graphic shifts (%)	
		Chroma	Hue
1	0	0%	0%
2	0	0%	0%
3	0	0%	0%
4	0	0%	0%
5	0	0%	0%
6	0	0%	0%
7	0	0%	0%
8	0	0%	0%
9	0	0%	0%
10	0	0%	0%
11	0	0%	0%
12	0	0%	0%
13	0	0%	0%
14	0	0%	0%
15	0	0%	0%
16	0	0%	0%



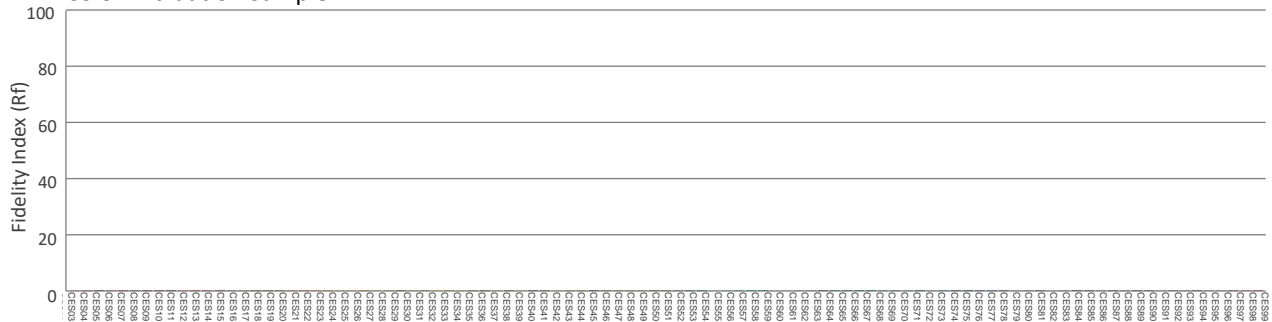
Rf by Hue



Local Chroma Shift by Hue



Color Evaluation Sample



# Photometric & Chromaticity Report

Maverick Force 2 Beam Wash: 50% Zoom - Red - Cali Off - Full

## Report Summary

### Measurements

Fixture Output: 1352 lm  
Fixture Peak: 23597 cd  
Fixture Efficacy: 7 lm/W  
Intensity @ 5m: 944 lux  
Color Temperature: 0 K  
CRI: 0.0      CRI R9 Value: 0.0  
CQS: 0.0  
TLCI: n/a  
TM-30 Rf: 0.0  
TM-30 Rg: 0.0  
Beam Angle (50%): 14.3°  
Field Angle (10%): 19.6°  
Cutoff Angle (3%): 22°

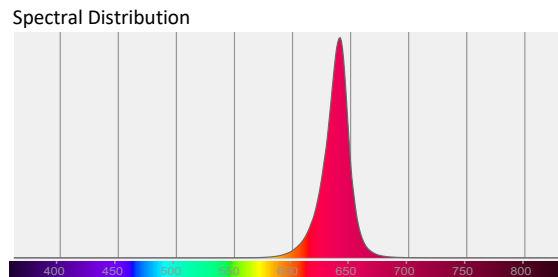
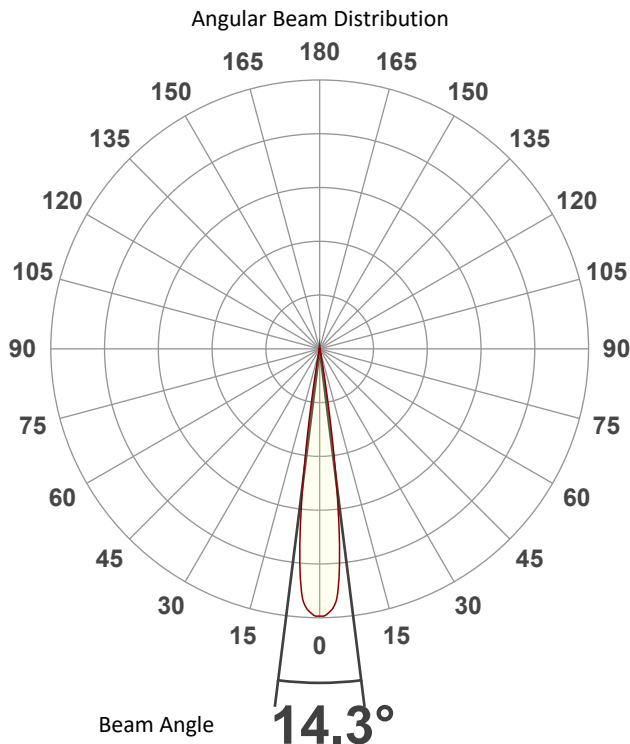


### Conditions

AC Supply: 118 V, 60.1 Hz  
Power: 182.06 W  
Current: 1.54 A  
Power Factor: 0.99

This data sheet conforms to American National Standard E1.9 – 2007 (R2017). All data was measured and calculated by a Viso Systems LabSpion Goniometer at the Chauvet PD Optics Laboratory in Sunrise, FL on 4/13/2023 to LM-63-2002 Standards.

## Overall Measurement



Tested Color (CIE 1931):

X: 0.702

Y: 0.297



Light Quality

CRI: 0.0

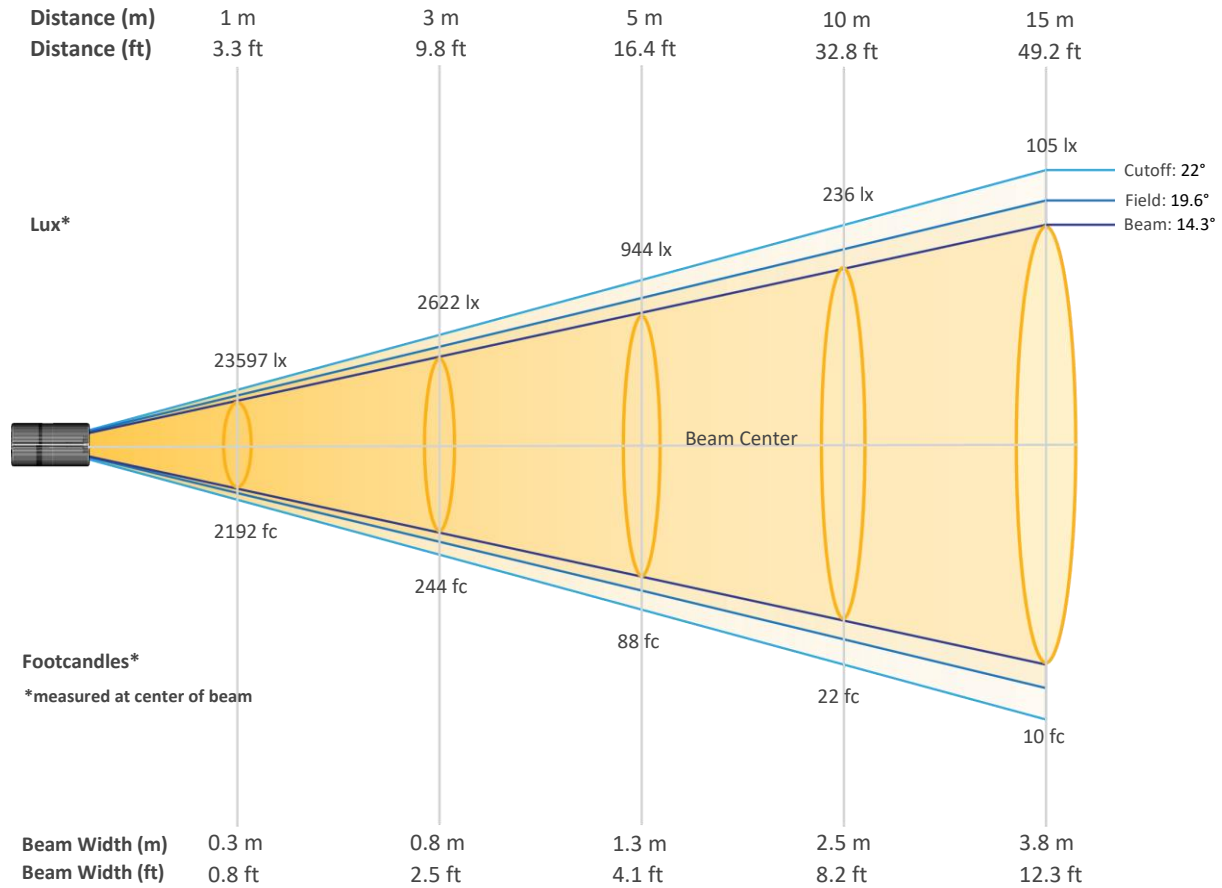
Color Temperature

0 K

# Photometric & Chromaticity Report

Maverick Force 2 Beam Wash: 50% Zoom - Red- Cali Off - Full

## Beam Details

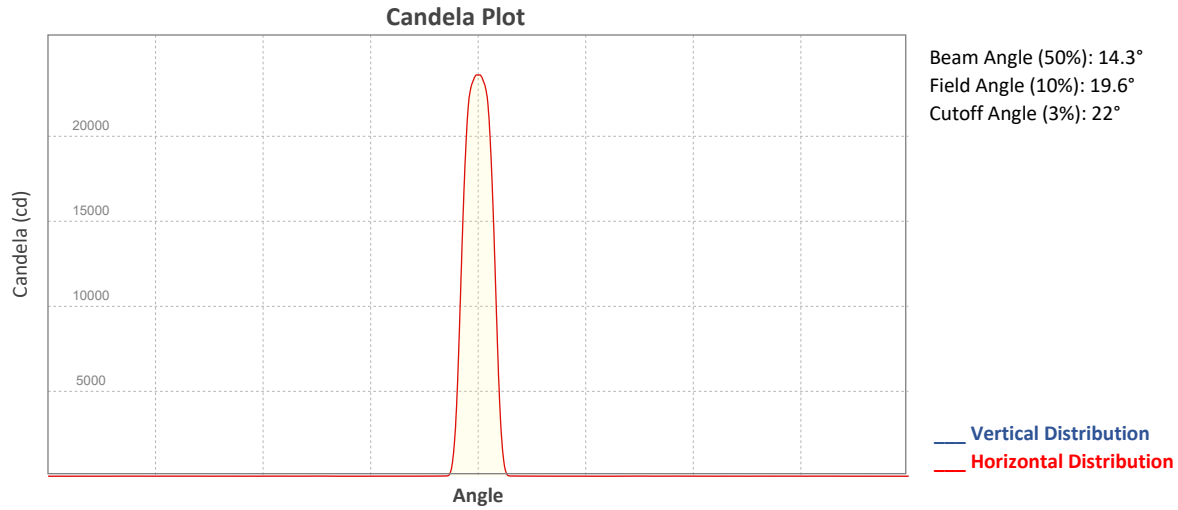


### Beam Intensities from 1-20m (3.3-65.6ft)

Distance	1m	2m	3m	4m	5m	6m	7m	8m	9m	10m
Lux	23597	5899	2622	1475	944	655	482	369	291	236
Distance	11m	12m	13m	14m	15m	16m	17m	18m	19m	20m
Lux	195	164	140	120	105	92	82	73	65	59
Distance	3.3ft	6.6ft	9.8ft	13.1ft	16.4ft	19.7ft	23ft	26.2ft	29.5ft	32.8ft
FC	2192	548	244	137	88	61	45	34	27	22
Distance	36.1ft	39.4ft	42.7ft	45.9ft	49.2ft	52.5ft	55.8ft	59.1ft	62.3ft	65.6ft
FC	18	15	13	11	10	9	8	7	6	5

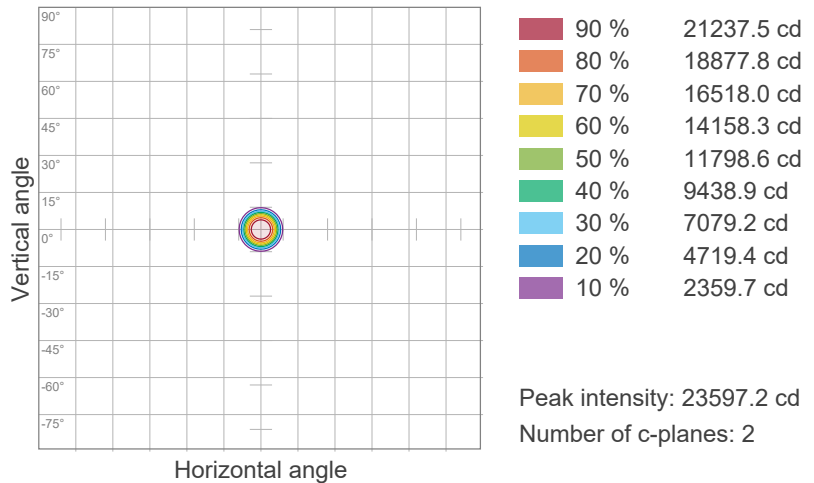
# Photometric & Chromaticity Report

Maverick Force 2 Beam Wash: 50% Zoom - Red - Cali Off - Full

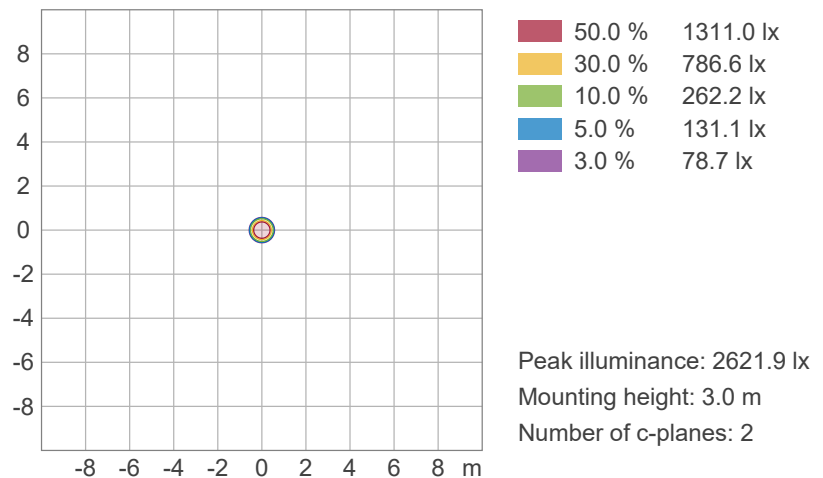


## ISO Diagrams

### ISO Candela Diagram



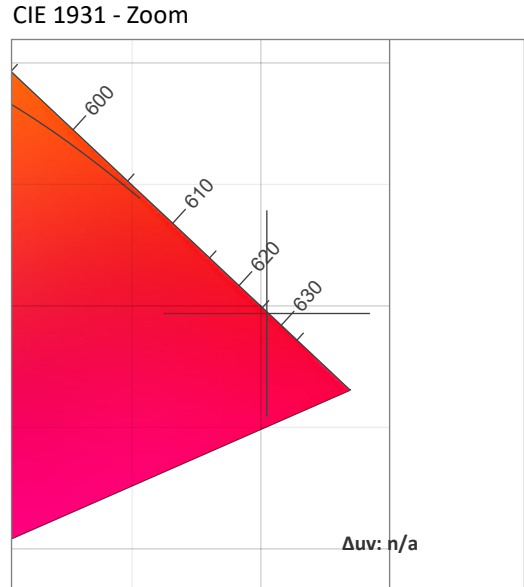
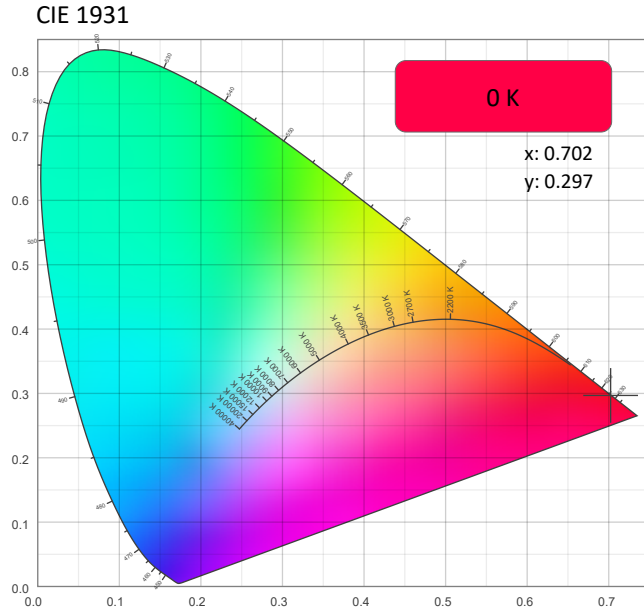
### ISO Lux Diagram



# Photometric & Chromaticity Report

Maverick Force 2 Beam Wash: 50% Zoom - Red - Cali Off - Full

## Chromaticity



### CRI: 0.0 (R1-R8)

0	0	0	0	0	0	0	0	0	0	0	0	0	0	0	0
R1	R2	R3	R4	R5	R6	R7	R8	R9	R10	R11	R12	R13	R14	R15	

### CQS: 0.0

0	0	0	0	0	0	0	0	0	0	0	0	0	0	0	0
Q1	Q2	Q3	Q4	Q5	Q6	Q7	Q8	Q9	Q10	Q11	Q12	Q13	Q14	Q15	

### Color Parameters

Color Temperature	Color Coordinate CIE 1931	Color Coordinate CIE 1931
CCT	x	y
0 K	0.702	0.297

Color Deviation from Black Body Curve	Color Coordinate CIE 1964	Color Coordinate CIE 1964
$\Delta uv$	y	u
n/a	0.297	0.545

Color Rendering Index	Red Component	Color Quality Scale
CRI	CRI - R9	CQS
0.0	0.0	0.0

Television Lighting Consistency Index	Color Fidelity	Color Gamut
TLCI	TM30 - Rf	TM30 Rg
n/a	0.0	0.0



# Photometric & Chromaticity Report

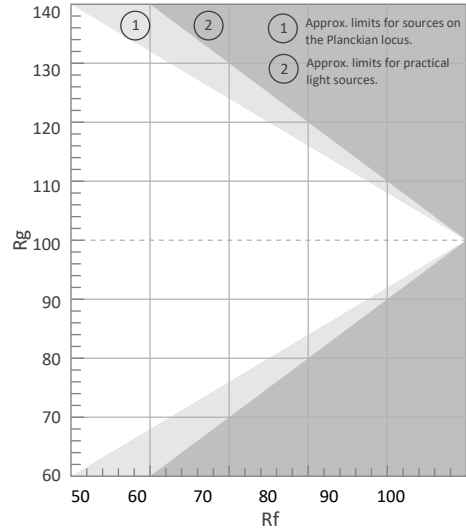
Maverick Force 2 Beam Wash: 50% Zoom - Red - Cali Off - Full

## TM-30 Details

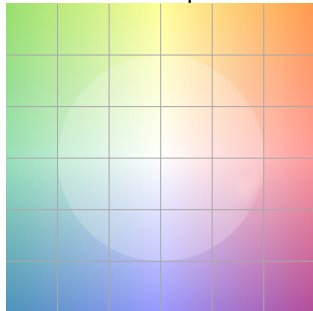
**Rf 0.0**  
Fidelity Index (Rg)

**Rg 0.0**  
Gammut Index (Rg)


Hue Bin	R <sub>f</sub>	Graphic shifts (%)	
		Chroma	Hue
1	0	0%	0%
2	0	0%	0%
3	0	0%	0%
4	0	0%	0%
5	0	0%	0%
6	0	0%	0%
7	0	0%	0%
8	0	0%	0%
9	0	0%	0%
10	0	0%	0%
11	0	0%	0%
12	0	0%	0%
13	0	0%	0%
14	0	0%	0%
15	0	0%	0%
16	0	0%	0%




Color Vector Graphic




Color Distortion Graphic



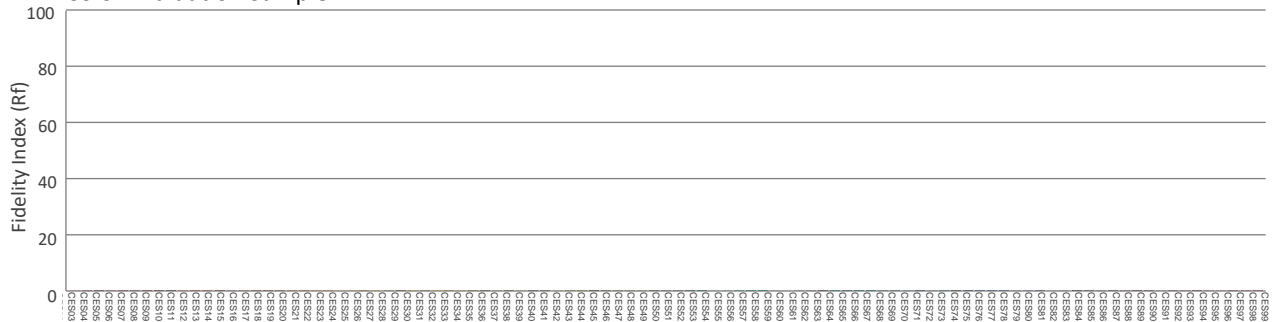
R<sub>f</sub> by Hue



Local Chroma Shift by Hue



Color Evaluation Sample





# Photometric & Chromaticity Report

Maverick Force 2 Beam Wash: 50% Zoom - Red - Cali Off - Auto

## Report Summary

### Measurements

Fixture Output: 1294 lm  
Fixture Peak: 22585 cd  
Fixture Efficacy: 7 lm/W  
Intensity @ 5m: 903 lux  
Color Temperature: 0 K  
CRI: 0.0      CRI R9 Value: 0.0  
CQS: 0.0  
TLCI: n/a  
TM-30 Rf: 0.0  
TM-30 Rg: 0.0  
Beam Angle (50%): 14.2°  
Field Angle (10%): 19.5°  
Cutoff Angle (3%): 22.3°

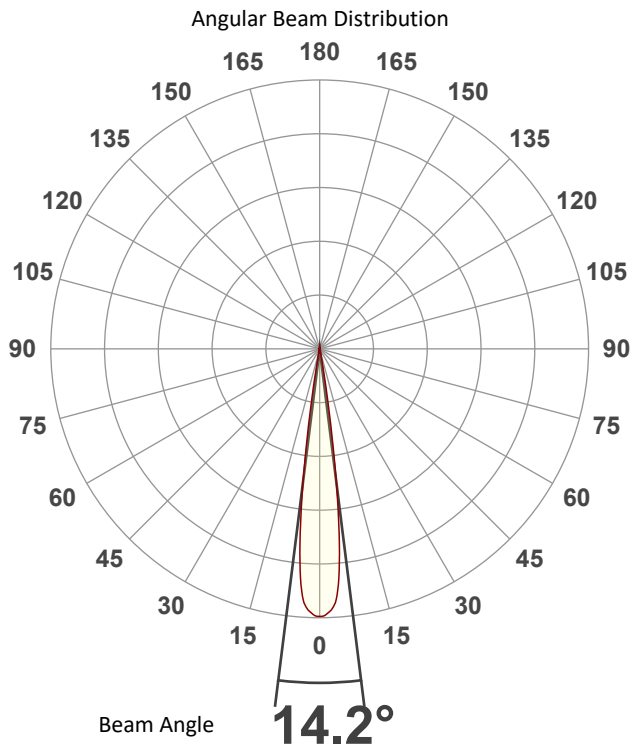


### Conditions

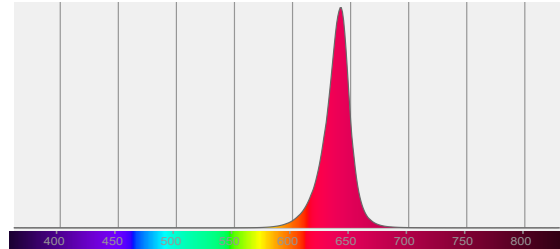
AC Supply: 119 V, 60 Hz  
Power: 182.89 W  
Current: 1.54 A  
Power Factor: 0.99

This data sheet conforms to American National Standard E1.9 – 2007 (R2017). All data was measured and calculated by a Viso Systems LabSpion Goniometer at the Chauvet PD Optics Laboratory in Sunrise, FL on 4/13/2023 to LM-63-2002 Standards.

## Overall Measurement



Spectral Distribution



Tested Color (CIE 1931):

X: 0.703

Y: 0.297



Light Quality

CRI: 0.0

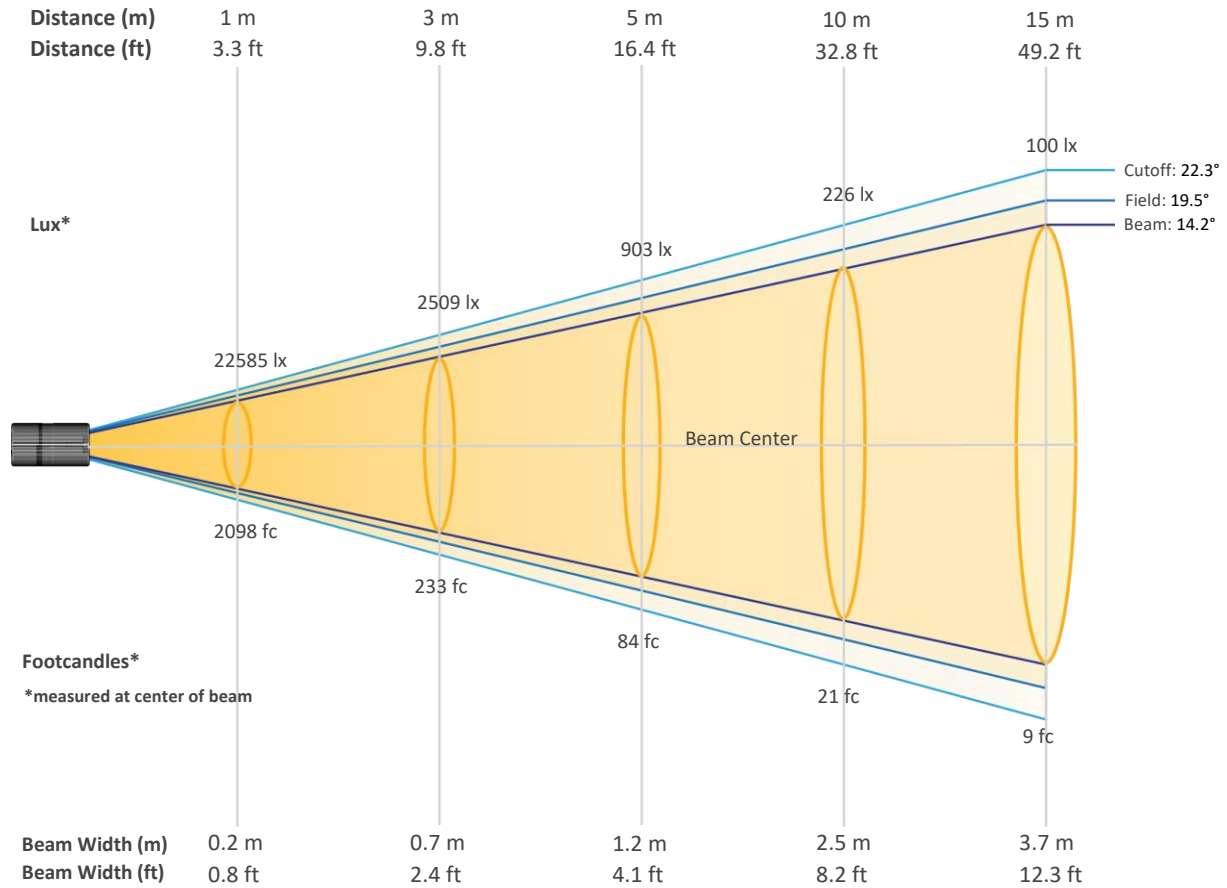
Color Temperature

0 K

# Photometric & Chromaticity Report

Maverick Force 2 Beam Wash: 50% Zoom - Red - Cali Off - Auto

## Beam Details

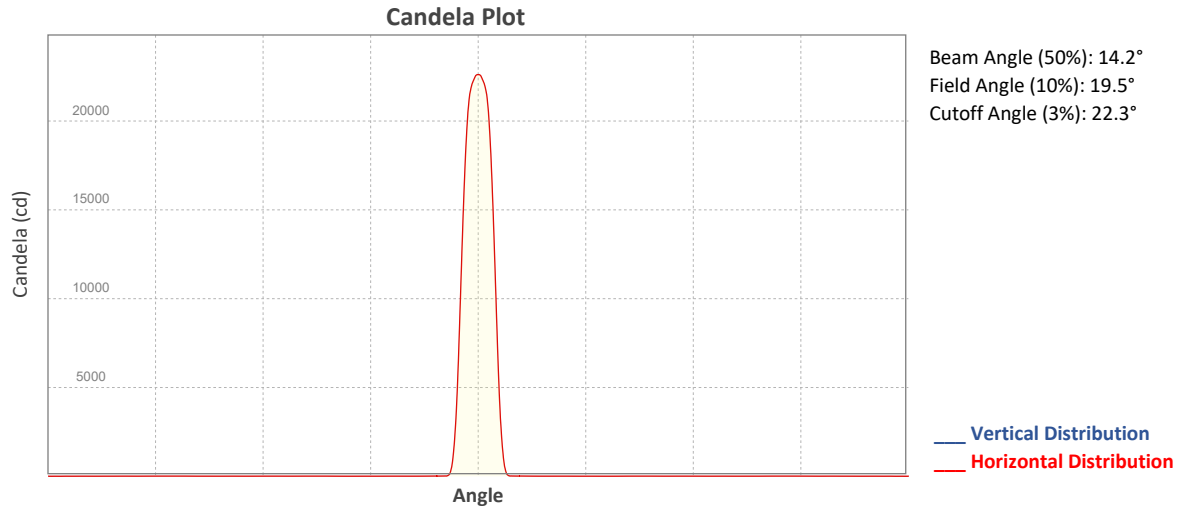


### Beam Intensities from 1-20m (3.3-65.6ft)

Distance	1m	2m	3m	4m	5m	6m	7m	8m	9m	10m
Lux	22585	5646	2509	1412	903	627	461	353	279	226
Distance	11m	12m	13m	14m	15m	16m	17m	18m	19m	20m
Lux	187	157	134	115	100	88	78	70	63	56
Distance	3.3ft	6.6ft	9.8ft	13.1ft	16.4ft	19.7ft	23ft	26.2ft	29.5ft	32.8ft
FC	2098	525	233	131	84	58	43	33	26	21
Distance	36.1ft	39.4ft	42.7ft	45.9ft	49.2ft	52.5ft	55.8ft	59.1ft	62.3ft	65.6ft
FC	17	15	12	11	9	8	7	6	6	5

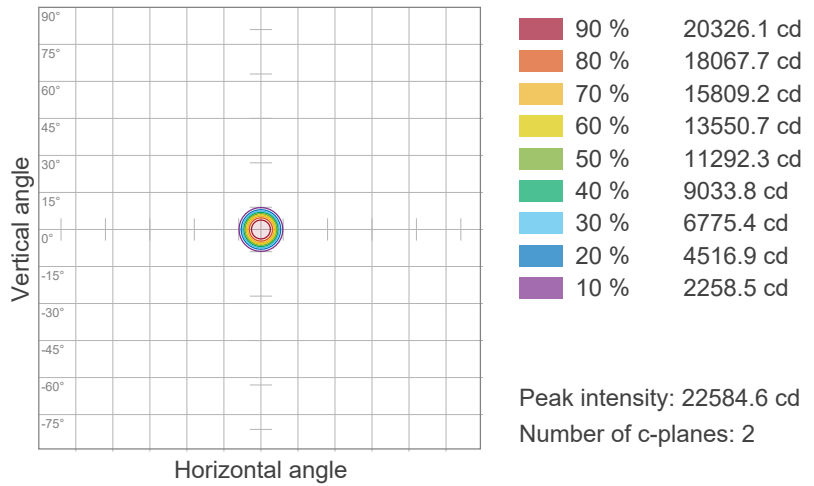
# Photometric & Chromaticity Report

Maverick Force 2 Beam Wash: 50% Zoom - Red - Cali Off - Auto

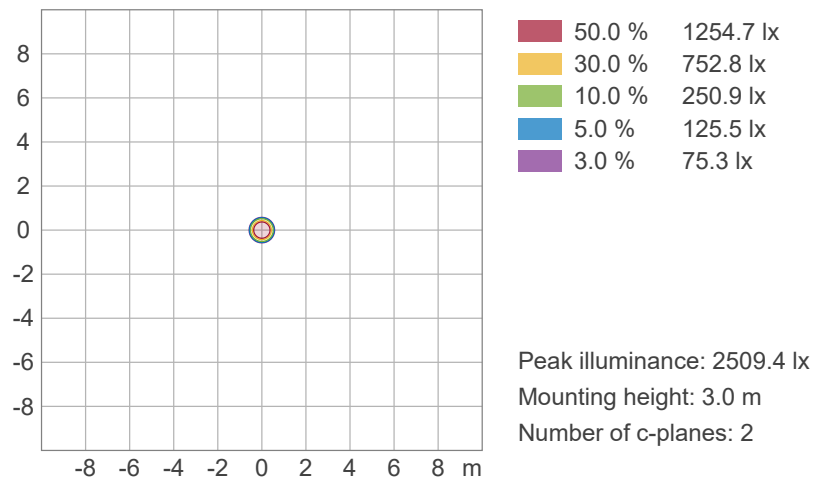


## ISO Diagrams

### ISO Candela Diagram



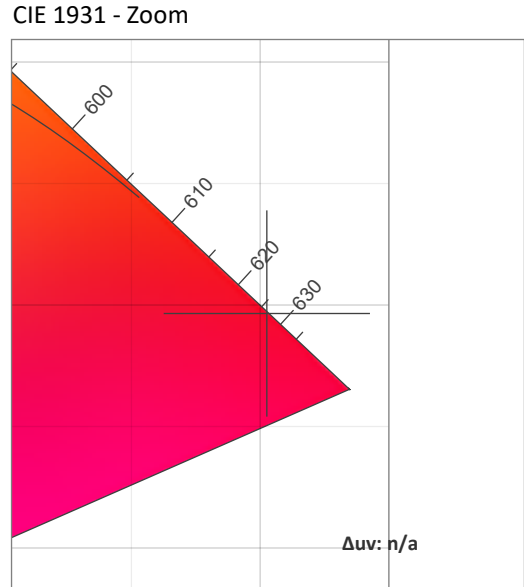
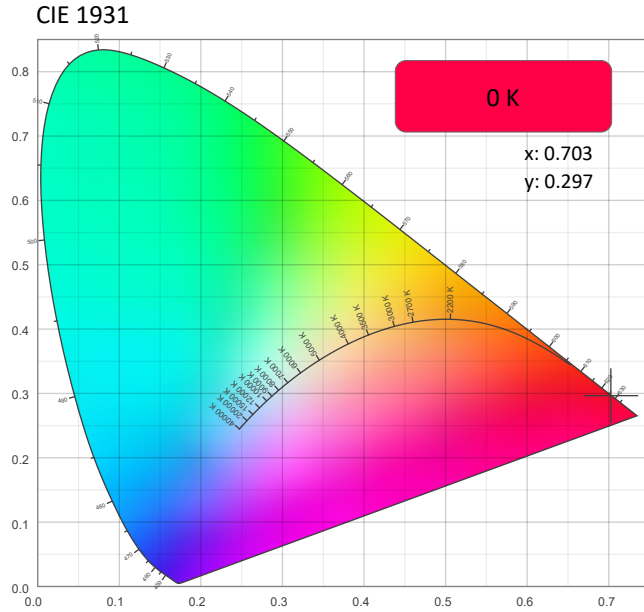
### ISO Lux Diagram



# Photometric & Chromaticity Report

Maverick Force 2 Beam Wash: 50% Zoom - Red - Cali Off - Auto

## Chromaticity



### CRI: 0.0 (R1-R8)

0	0	0	0	0	0	0	0	0	0	0	0	0	0	0
R1	R2	R3	R4	R5	R6	R7	R8	R9	R10	R11	R12	R13	R14	R15

### CQS: 0.0

0	0	0	0	0	0	0	0	0	0	0	0	0	0	0
Q1	Q2	Q3	Q4	Q5	Q6	Q7	Q8	Q9	Q10	Q11	Q12	Q13	Q14	Q15

### Color Parameters

Color Temperature	Color Coordinate CIE 1931	Color Coordinate CIE 1931
CCT	x	y
0 K	0.703	0.297

Color Deviation from Black Body Curve	Color Coordinate CIE 1964	Color Coordinate CIE 1964
Δuv	y	u
n/a	0.297	0.545

Color Rendering Index	Red Component	Color Quality Scale
CRI	CRI - R9	CQS
0.0	0.0	0.0

Television Lighting Consistency Index	Color Fidelity	Color Gamut
TLCI	TM30 - Rf	TM30 Rg
n/a	0.0	0.0

# Photometric & Chromaticity Report

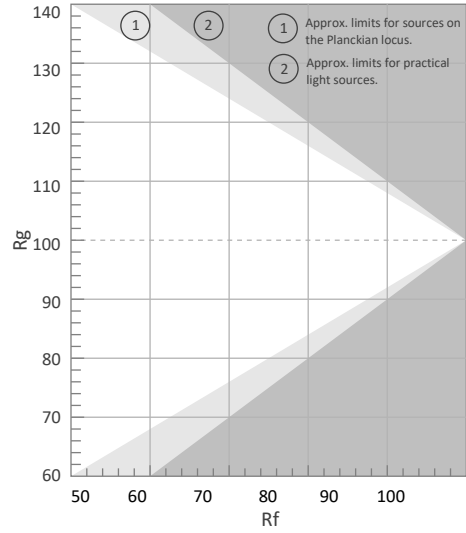
Maverick Force 2 Beam Wash: 50% Zoom - Red - Cali Off - Auto

## TM-30 Details


**Rf 0.0**  
Fidelity Index (Rg)

**Rg 0.0**  
Gammut Index (Rg)


Hue Bin	R <sub>f</sub>	Graphic shifts (%)	
		Chroma	Hue
1	0	0%	0%
2	0	0%	0%
3	0	0%	0%
4	0	0%	0%
5	0	0%	0%
6	0	0%	0%
7	0	0%	0%
8	0	0%	0%
9	0	0%	0%
10	0	0%	0%
11	0	0%	0%
12	0	0%	0%
13	0	0%	0%
14	0	0%	0%
15	0	0%	0%
16	0	0%	0%




Color Vector Graphic




Color Distortion Graphic



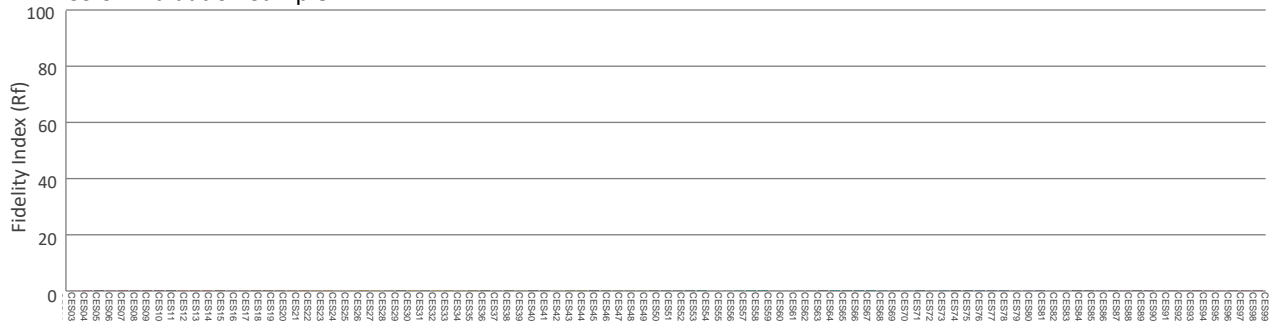
Rf by Hue



Local Chroma Shift by Hue



Color Evaluation Sample



# Photometric & Chromaticity Report

Maverick Force 2 Beam Wash: 50% Zoom - Red - Cali Off - ECO

## Report Summary

### Measurements

Fixture Output: 1309 lm  
Fixture Peak: 22499 cd  
Fixture Efficacy: 7 lm/W  
Intensity @ 5m: 900 lux  
Color Temperature: 0 K  
CRI: 0.0      CRI R9 Value: 0.0  
CQS: 0.0  
TLCI: n/a  
TM-30 Rf: 0.0  
TM-30 Rg: 0.0  
Beam Angle (50%): 14.3°  
Field Angle (10%): 19.6°  
Cutoff Angle (3%): 22.2°

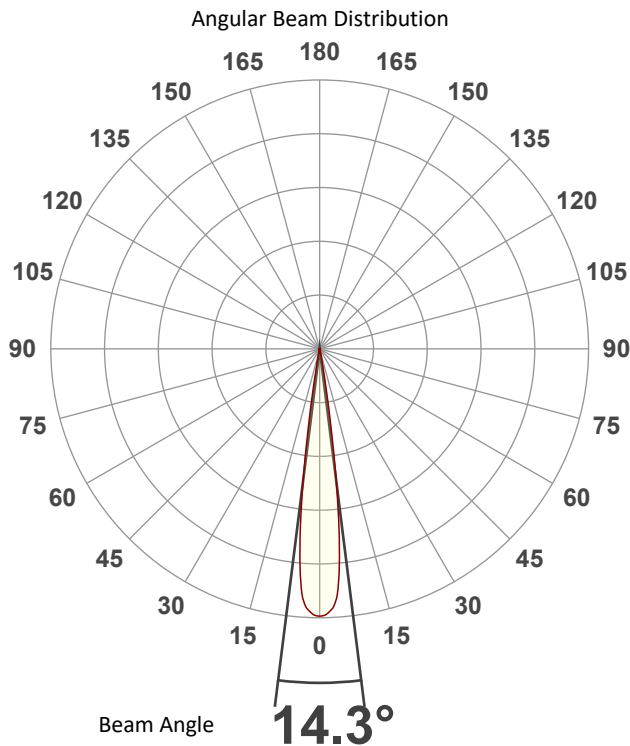


### Conditions

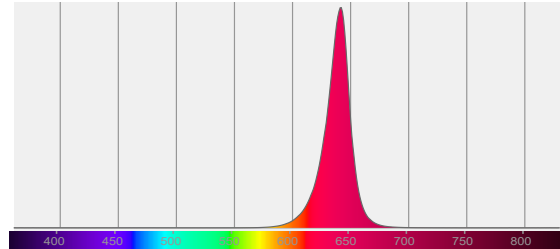
AC Supply: 118 V, 60 Hz  
Power: 180.27 W  
Current: 1.52 A  
Power Factor: 0.99

This data sheet conforms to American National Standard E1.9 – 2007 (R2017). All data was measured and calculated by a Viso Systems LabSpion Goniometer at the Chauvet PD Optics Laboratory in Sunrise, FL on 4/13/2023 to LM-63-2002 Standards.

## Overall Measurement



Spectral Distribution



Tested Color (CIE 1931):

X: 0.703

Y: 0.296



Light Quality

CRI: 0.0

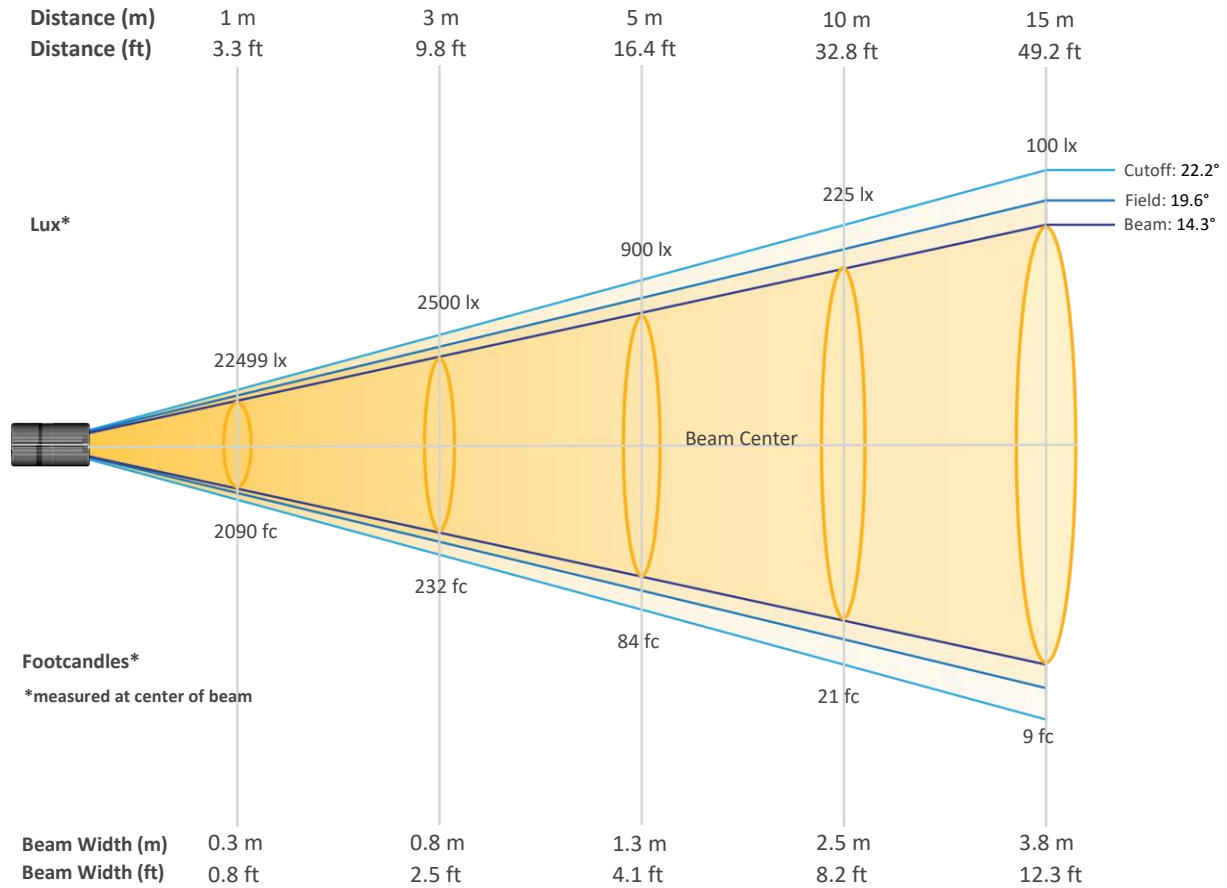
Color Temperature

0 K

# Photometric & Chromaticity Report

Maverick Force 2 Beam Wash: 50% Zoom - Red - Cali Off - ECO

## Beam Details

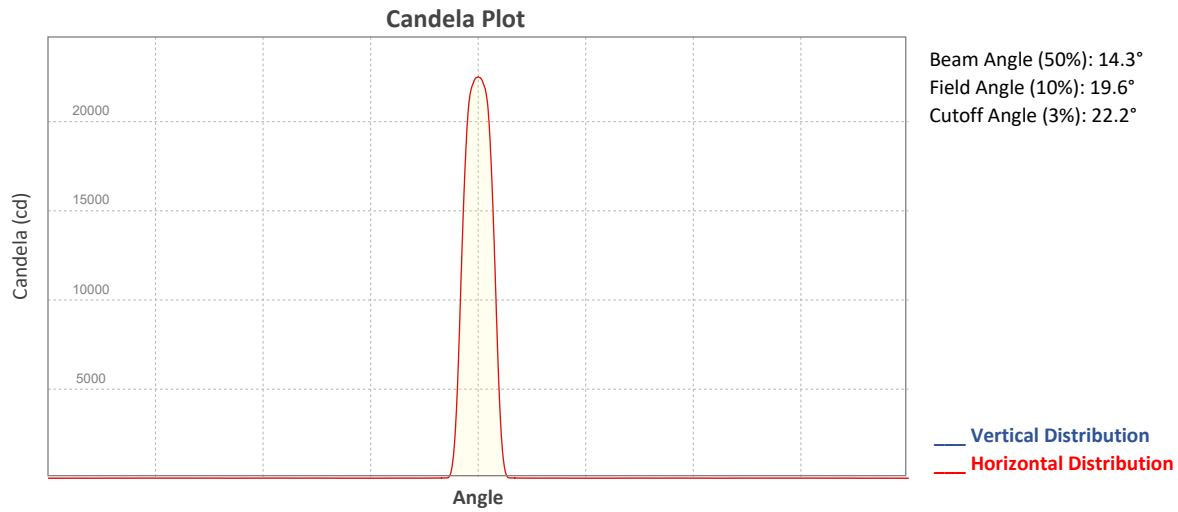


### Beam Intensities from 1-20m (3.3-65.6ft)

Distance	1m	2m	3m	4m	5m	6m	7m	8m	9m	10m
Lux	22499	5625	2500	1406	900	625	459	352	278	225
Distance	11m	12m	13m	14m	15m	16m	17m	18m	19m	20m
Lux	186	156	133	115	100	88	78	69	62	56
Distance	3.3ft	6.6ft	9.8ft	13.1ft	16.4ft	19.7ft	23ft	26.2ft	29.5ft	32.8ft
FC	2090	523	232	131	84	58	43	33	26	21
Distance	36.1ft	39.4ft	42.7ft	45.9ft	49.2ft	52.5ft	55.8ft	59.1ft	62.3ft	65.6ft
FC	17	15	12	11	9	8	7	6	6	5

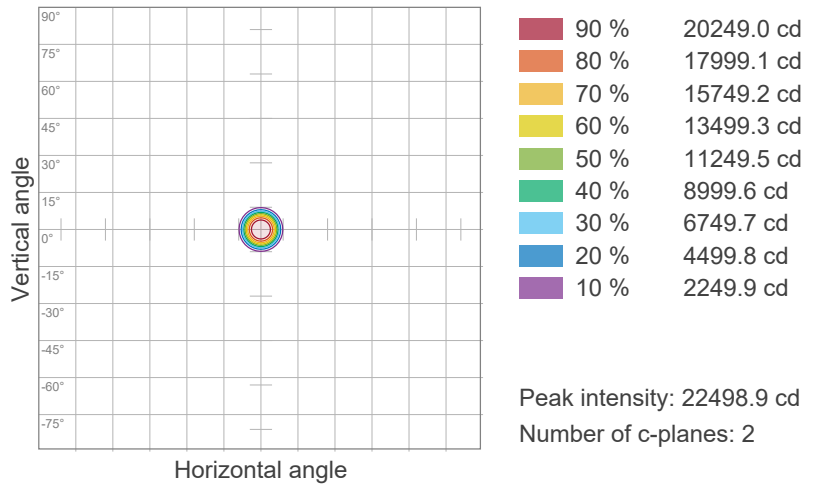
# Photometric & Chromaticity Report

Maverick Force 2 Beam Wash: 50% Zoom - Red - Cali Off - ECO

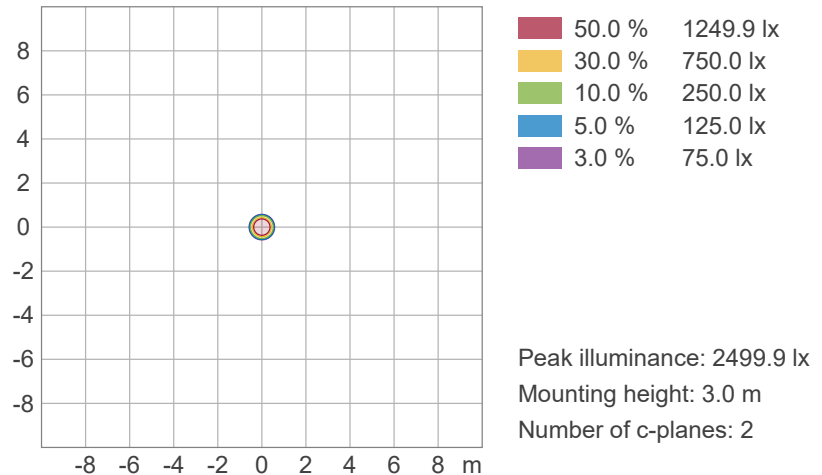


## ISO Diagrams

### ISO Candela Diagram



### ISO Lux Diagram

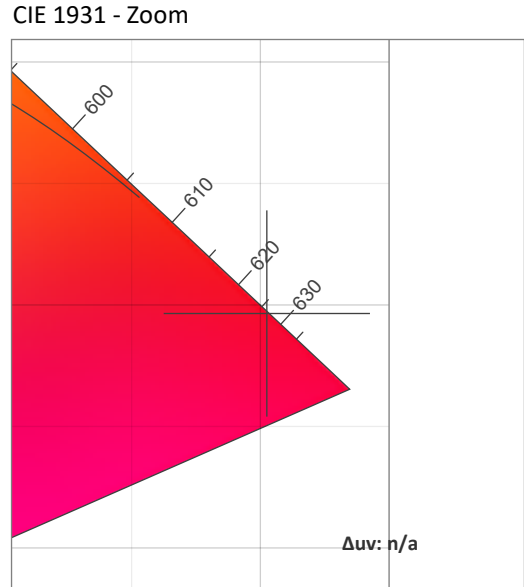
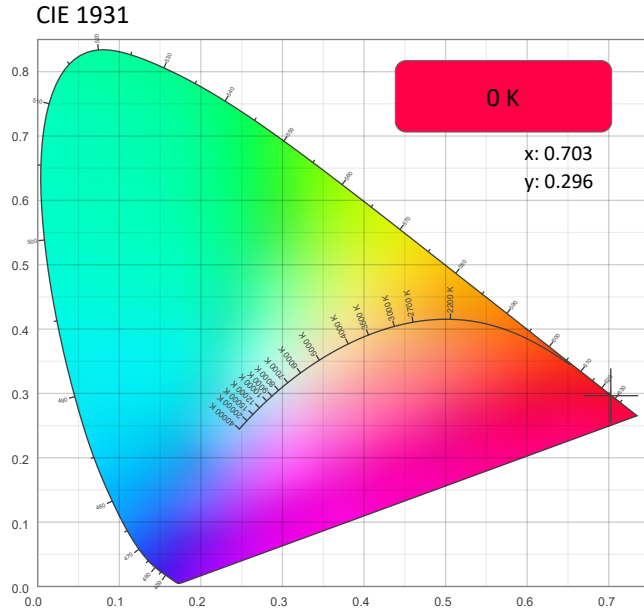




# Photometric & Chromaticity Report

Maverick Force 2 Beam Wash: 50% Zoom - Red - Cali Off - ECO

## Chromaticity



### CRI: 0.0 (R1-R8)

0	0	0	0	0	0	0	0	0	0	0	0	0	0	0	0
R1	R2	R3	R4	R5	R6	R7	R8	R9	R10	R11	R12	R13	R14	R15	

### CQS: 0.0

0	0	0	0	0	0	0	0	0	0	0	0	0	0	0	0
Q1	Q2	Q3	Q4	Q5	Q6	Q7	Q8	Q9	Q10	Q11	Q12	Q13	Q14	Q15	

### Color Parameters

Color Temperature	Color Coordinate CIE 1931	Color Coordinate CIE 1931
CCT	x	y
0 K	0.703	0.296

Color Deviation from Black Body Curve	Color Coordinate CIE 1964	Color Coordinate CIE 1964
$\Delta uv$	y	u
n/a	0.296	0.545

Color Rendering Index	Red Component	Color Quality Scale
CRI	CRI - R9	CQS
0.0	0.0	0.0

Television Lighting Consistency Index	Color Fidelity	Color Gamut
TLCI	TM30 - Rf	TM30 Rg
n/a	0.0	0.0

# Photometric & Chromaticity Report

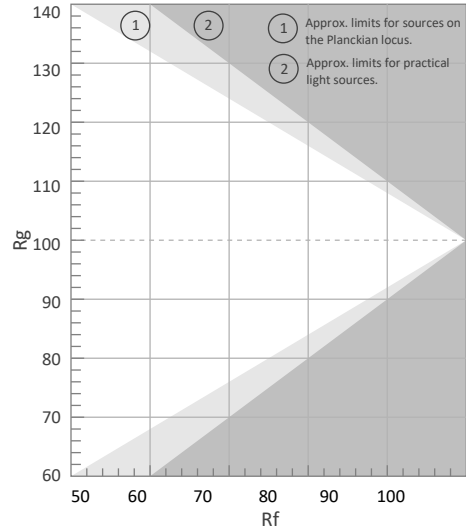
Maverick Force 2 Beam Wash: 50% Zoom - Red - Cali Off - ECO

## TM-30 Details

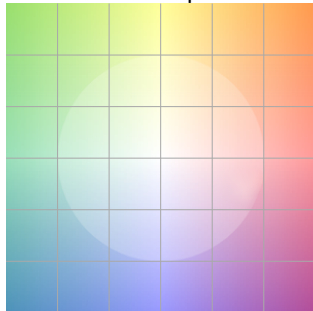
**Rf 0.0**  
Fidelity Index  
(Rg)

**Rg 0.0**  
Gammut Index (Rg)


Hue Bin	R <sub>f</sub>	Graphic shifts (%)	
		Chroma	Hue
1	0	0%	0%
2	0	0%	0%
3	0	0%	0%
4	0	0%	0%
5	0	0%	0%
6	0	0%	0%
7	0	0%	0%
8	0	0%	0%
9	0	0%	0%
10	0	0%	0%
11	0	0%	0%
12	0	0%	0%
13	0	0%	0%
14	0	0%	0%
15	0	0%	0%
16	0	0%	0%




Color Vector Graphic




Color Distortion Graphic



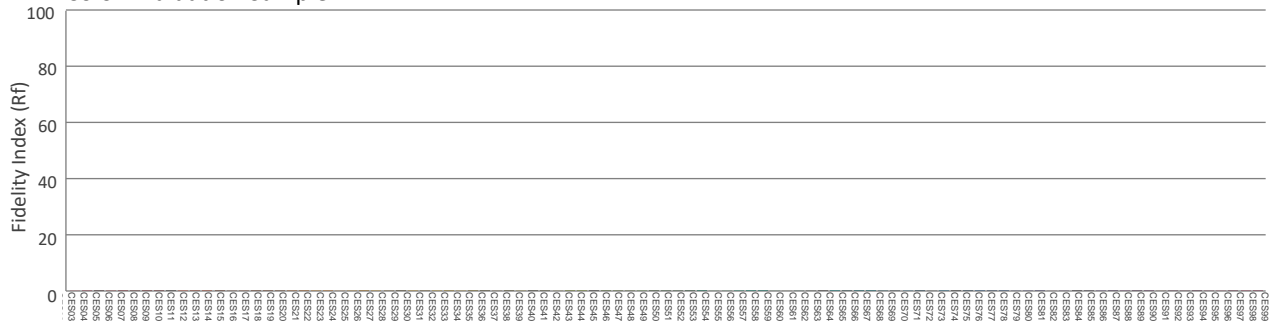
R<sub>f</sub> by Hue



Local Chroma Shift by Hue



Color Evaluation Sample



# Photometric & Chromaticity Report

Maverick Force 2 Beam Wash: 50% Zoom - Red - Cali Off - TV25

## Report Summary

### Measurements

Fixture Output: 750 lm  
Fixture Peak: 12977 cd  
Fixture Efficacy: 5 lm/W  
Intensity @ 5m: 519 lux  
Color Temperature: 0 K  
CRI: 0.0      CRI R9 Value: 0.0  
CQS: 0.0  
TLCI: n/a  
TM-30 Rf: 0.0  
TM-30 Rg: 0.0  
Beam Angle (50%): 14.3°  
Field Angle (10%): 19.6°  
Cutoff Angle (3%): 22.2°

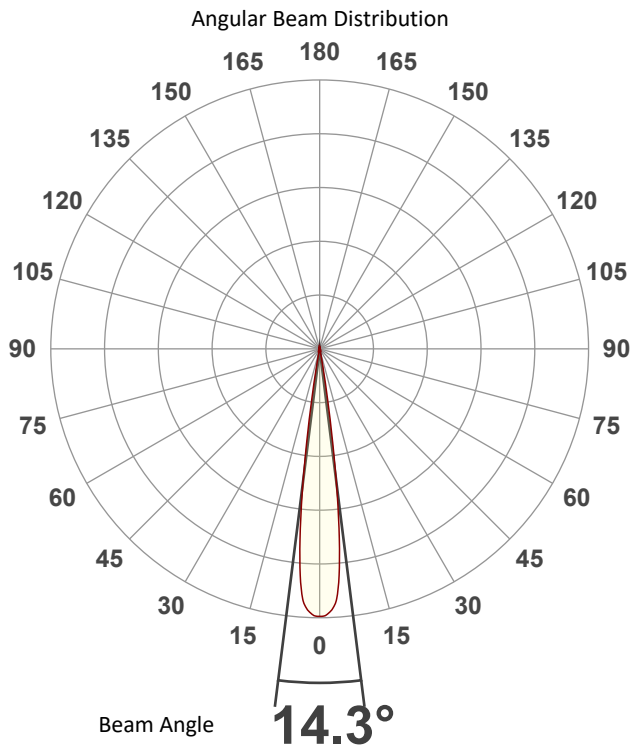


### Conditions

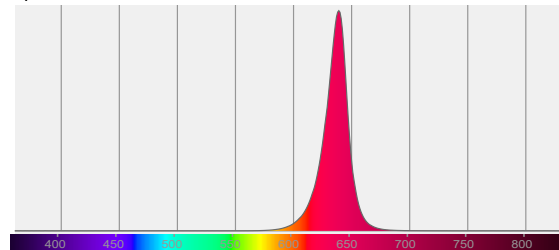
AC Supply: 119 V, 60.1 Hz  
Power: 150.1 W  
Current: 1.26 A  
Power Factor: 0.98

This data sheet conforms to American National Standard E1.9 – 2007 (R2017). All data was measured and calculated by a Viso Systems LabSpion Goniometer at the Chauvet PD Optics Laboratory in Sunrise, FL on 4/13/2023 to LM-63-2002 Standards.

## Overall Measurement



### Spectral Distribution



Tested Color (CIE 1931):

X: 0.702

Y: 0.298



Light Quality

CRI: 0.0

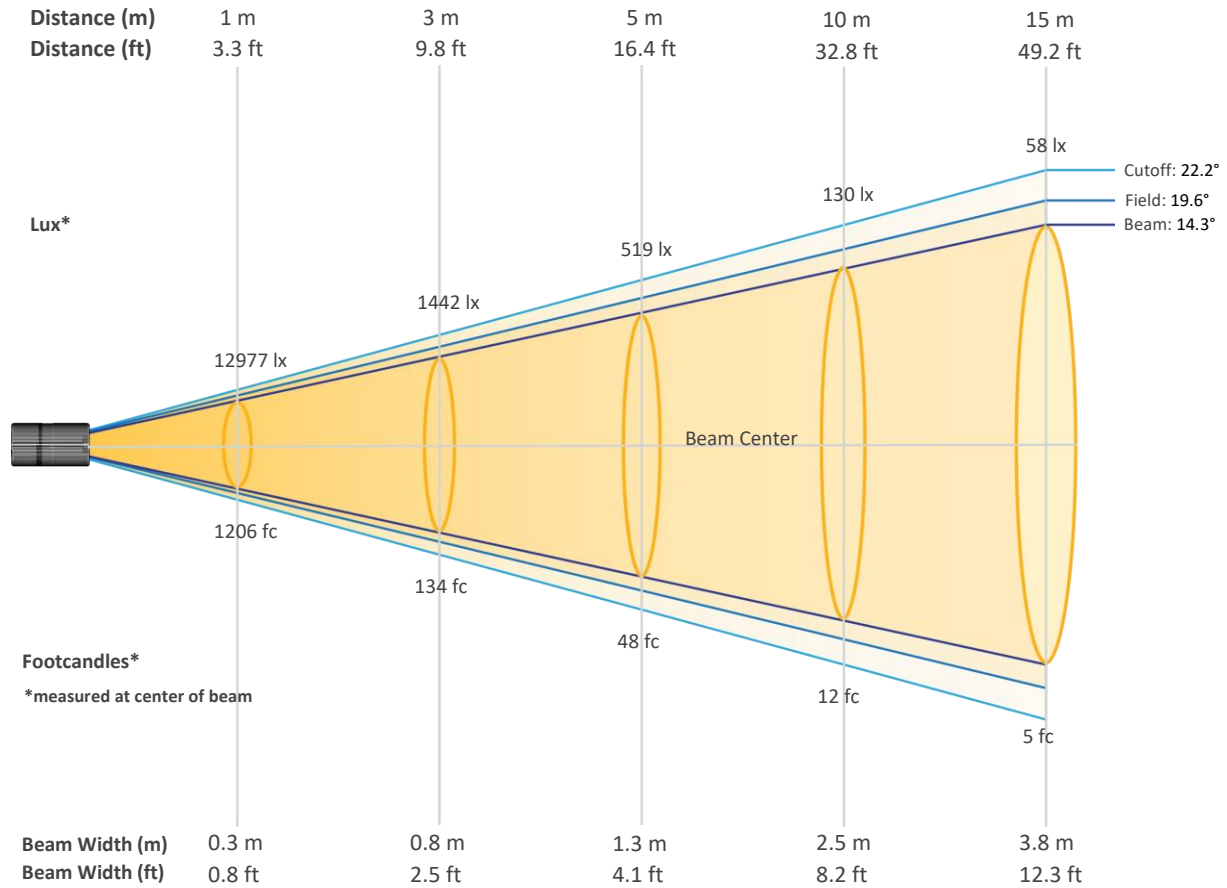
Color Temperature

0 K

# Photometric & Chromaticity Report

Maverick Force 2 Beam Wash: 50% Zoom - Red - Cali Off - TV25

## Beam Details

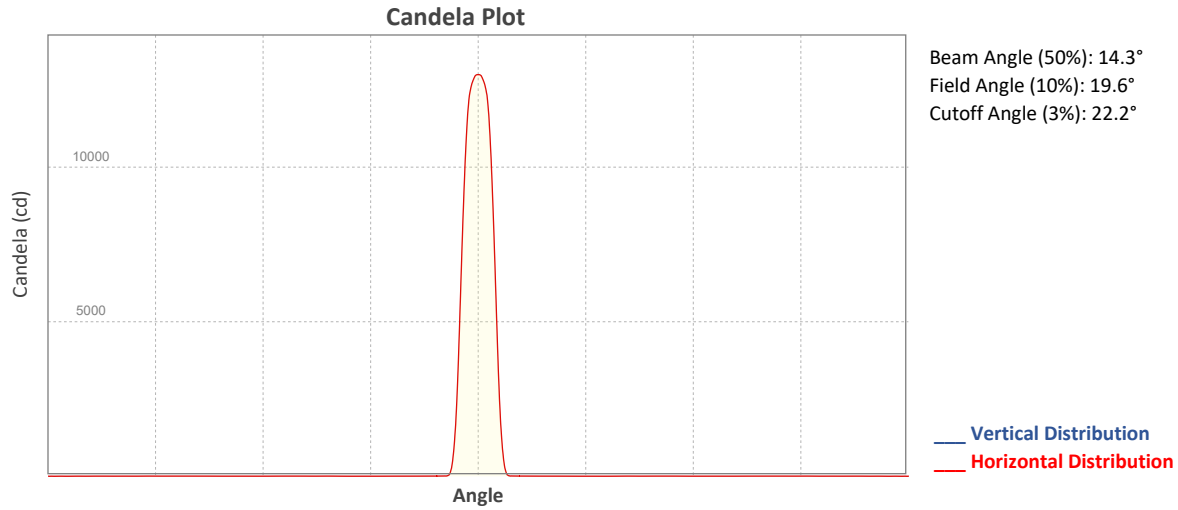


### Beam Intensities from 1-20m (3.3-65.6ft)

Distance	1m	2m	3m	4m	5m	6m	7m	8m	9m	10m
Lux	12977	3244	1442	811	519	360	265	203	160	130
Distance	11m	12m	13m	14m	15m	16m	17m	18m	19m	20m
Lux	107	90	77	66	58	51	45	40	36	32
Distance	3.3ft	6.6ft	9.8ft	13.1ft	16.4ft	19.7ft	23ft	26.2ft	29.5ft	32.8ft
FC	1206	301	134	75	48	33	25	19	15	12
Distance	36.1ft	39.4ft	42.7ft	45.9ft	49.2ft	52.5ft	55.8ft	59.1ft	62.3ft	65.6ft
FC	10	8	7	6	5	5	4	4	3	3

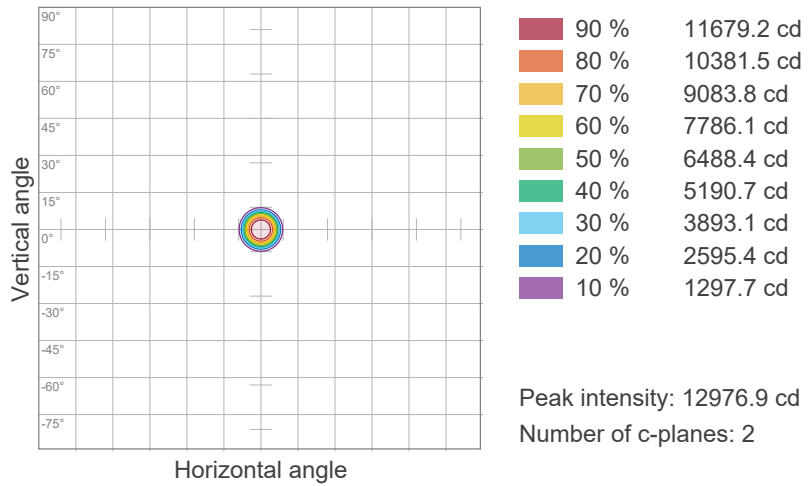
# Photometric & Chromaticity Report

Maverick Force 2 Beam Wash: 50% Zoom - Red - Cali Off - TV25

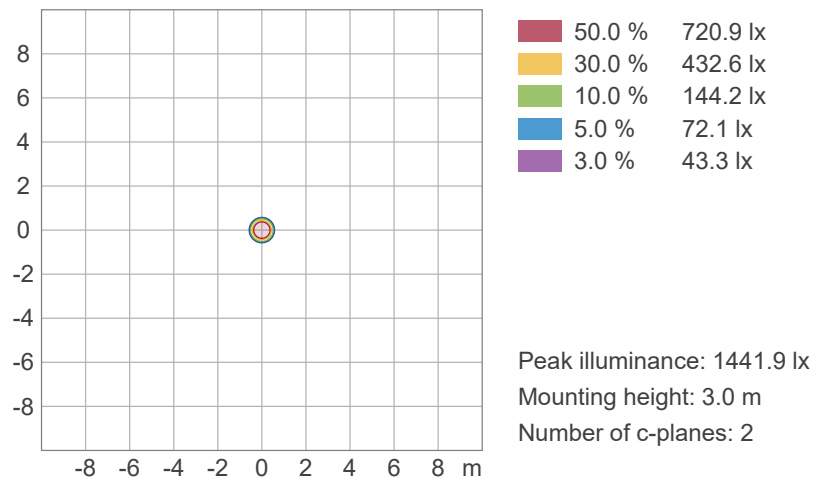


## ISO Diagrams

### ISO Candela Diagram



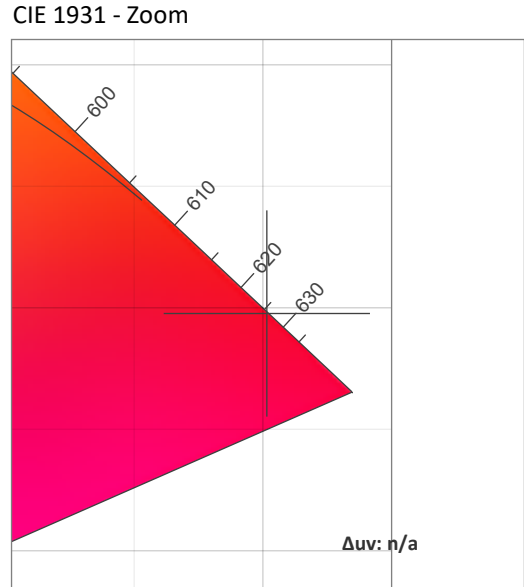
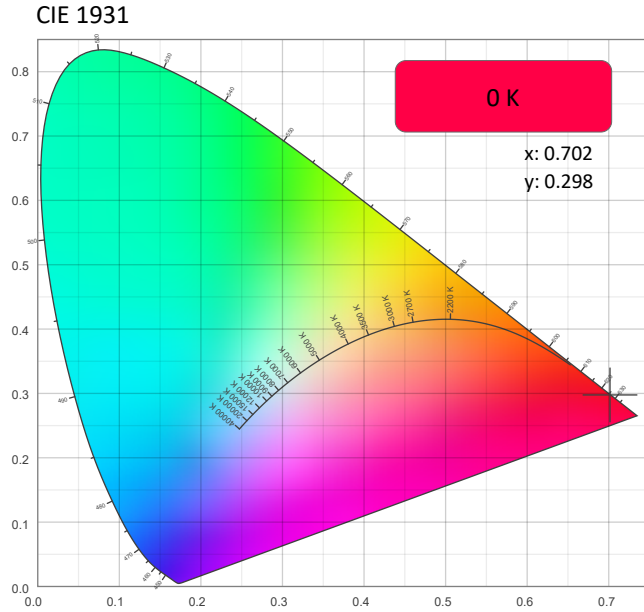
### ISO Lux Diagram



# Photometric & Chromaticity Report

Maverick Force 2 Beam Wash: 50% Zoom - Red - Cali Off - TV25

## Chromaticity



### CRI: 0.0 (R1-R8)

0	0	0	0	0	0	0	0	0	0	0	0	0	0	0
R1	R2	R3	R4	R5	R6	R7	R8	R9	R10	R11	R12	R13	R14	R15

### CQS: 0.0

0	0	0	0	0	0	0	0	0	0	0	0	0	0	0
Q1	Q2	Q3	Q4	Q5	Q6	Q7	Q8	Q9	Q10	Q11	Q12	Q13	Q14	Q15

### Color Parameters

Color Temperature	Color Coordinate CIE 1931	Color Coordinate CIE 1931
CCT	x	y
0 K	0.702	0.298

Color Deviation from Black Body Curve	Color Coordinate CIE 1964	Color Coordinate CIE 1964
$\Delta uv$	y	u
n/a	0.298	0.543

Color Rendering Index	Red Component	Color Quality Scale
CRI	CRI - R9	CQS
0.0	0.0	0.0

Television Lighting Consistency Index	Color Fidelity	Color Gamut
TLCI	TM30 - Rf	TM30 Rg
n/a	0.0	0.0

# Photometric & Chromaticity Report

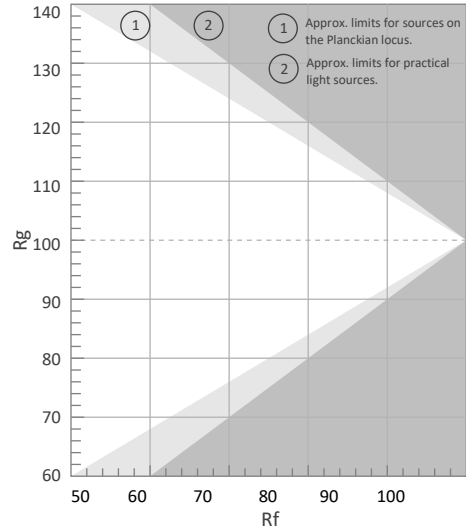
Maverick Force 2 Beam Wash: 50% Zoom - Red - Cali Off - TV25

## TM-30 Details

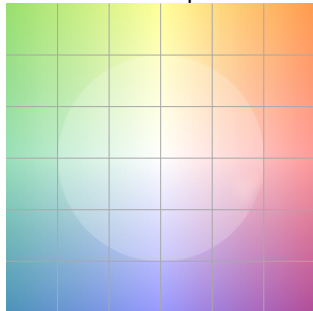
**Rf 0.0**  
Fidelity Index (Rg)

**Rg 0.0**  
Gammut Index (Rg)


Hue Bin	R <sub>f</sub>	Graphic shifts (%)	
		Chroma	Hue
1	0	0%	0%
2	0	0%	0%
3	0	0%	0%
4	0	0%	0%
5	0	0%	0%
6	0	0%	0%
7	0	0%	0%
8	0	0%	0%
9	0	0%	0%
10	0	0%	0%
11	0	0%	0%
12	0	0%	0%
13	0	0%	0%
14	0	0%	0%
15	0	0%	0%
16	0	0%	0%




Color Vector Graphic




Color Distortion Graphic



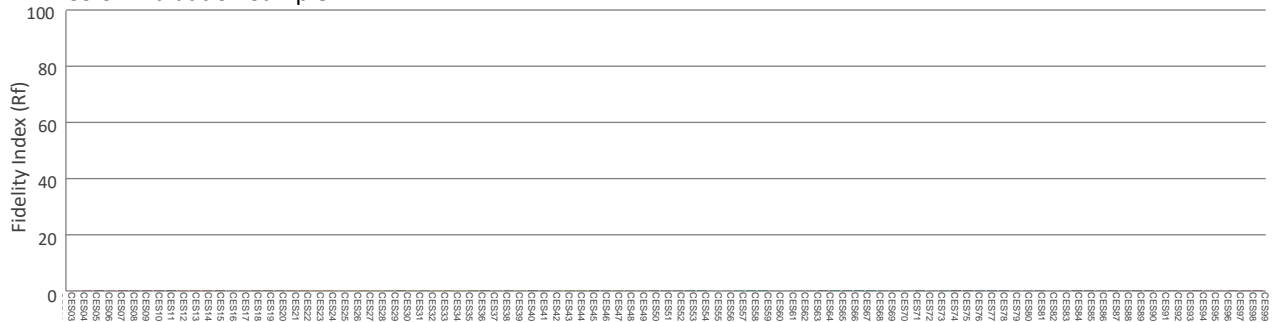
Rf by Hue



Local Chroma Shift by Hue



Color Evaluation Sample



# Photometric & Chromaticity Report

Maverick Force 2 Beam Wash: 50% Zoom - Red - Cali Off - TV35

## Report Summary

### Measurements

Fixture Output: 644 lm  
Fixture Peak: 10840 cd  
Fixture Efficacy: 4 lm/W  
Intensity @ 5m: 434 lux  
Color Temperature: 0 K  
CRI: 0.0      CRI R9 Value: 0.0  
CQS: 0.0  
TLCI: n/a  
TM-30 Rf: 0.0  
TM-30 Rg: 0.0  
Beam Angle (50%): 14.3°  
Field Angle (10%): 19.5°  
Cutoff Angle (3%): 22.3°

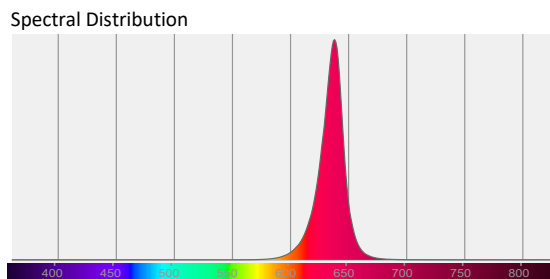
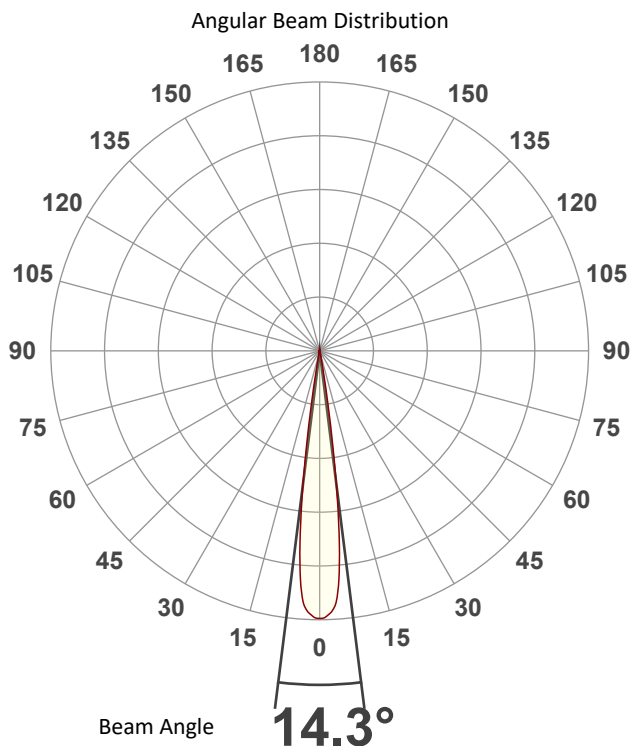


### Conditions

AC Supply: 119 V, 60 Hz  
Power: 150.9 W  
Current: 1.26 A  
Power Factor: 0.98

This data sheet conforms to American National Standard E1.9 – 2007 (R2017). All data was measured and calculated by a Viso Systems LabSpion Goniometer at the Chauvet PD Optics Laboratory in Sunrise, FL on 4/13/2023 to LM-63-2002 Standards.

## Overall Measurement



Tested Color (CIE 1931):

X: 0.701

Y: 0.298



Light Quality

CRI: 0.0

Color Temperature

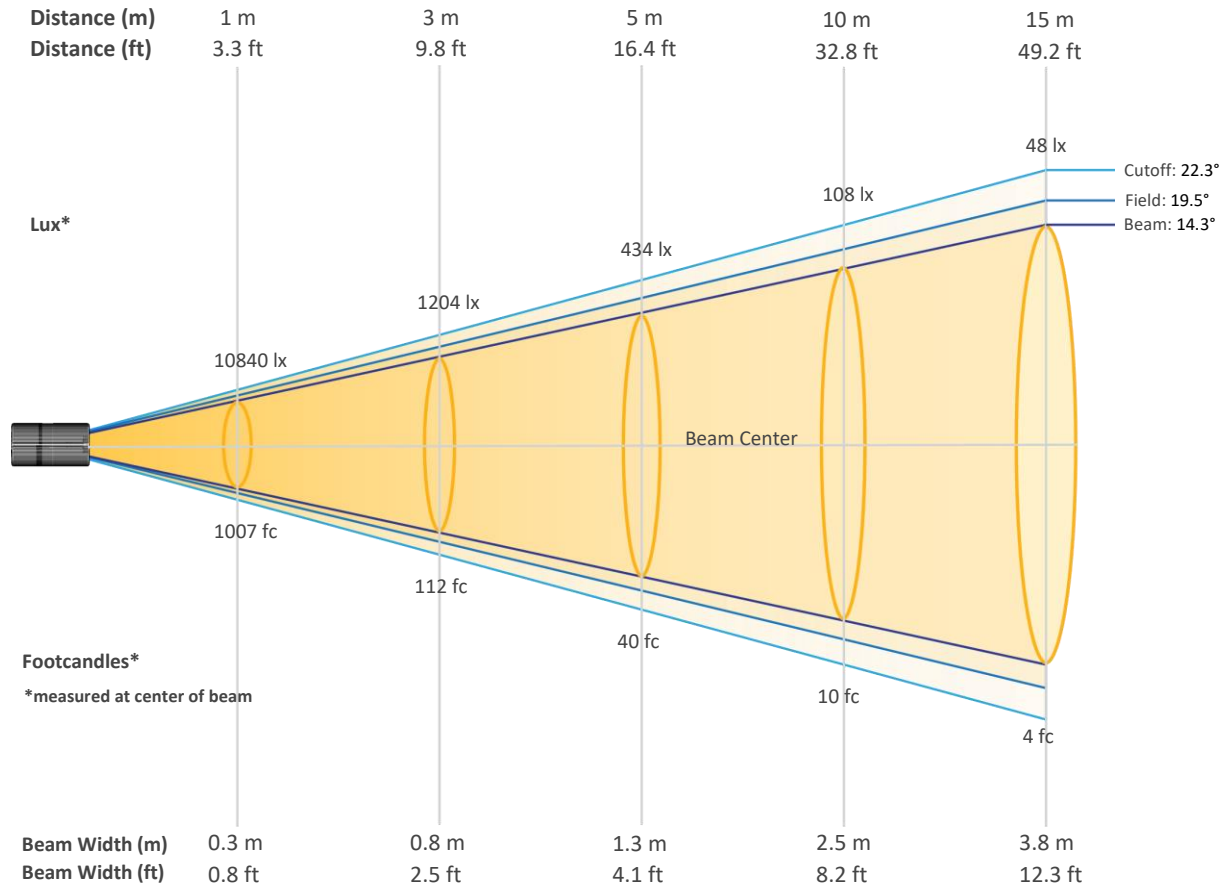
0 K



# Photometric & Chromaticity Report

Maverick Force 2 Beam Wash: 50% Zoom - Red - Cali Off - TV35

## Beam Details

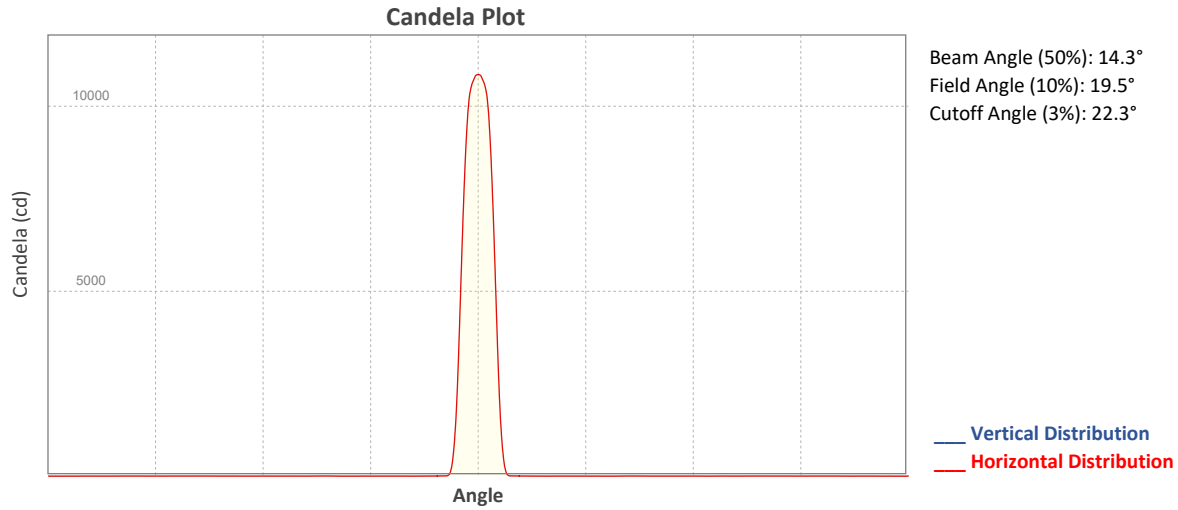


### Beam Intensities from 1-20m (3.3-65.6ft)

Distance	1m	2m	3m	4m	5m	6m	7m	8m	9m	10m
Lux	10840	2710	1204	678	434	301	221	169	134	108
Distance	11m	12m	13m	14m	15m	16m	17m	18m	19m	20m
Lux	90	75	64	55	48	42	38	33	30	27
Distance	3.3ft	6.6ft	9.8ft	13.1ft	16.4ft	19.7ft	23ft	26.2ft	29.5ft	32.8ft
FC	1007	252	112	63	40	28	21	16	12	10
Distance	36.1ft	39.4ft	42.7ft	45.9ft	49.2ft	52.5ft	55.8ft	59.1ft	62.3ft	65.6ft
FC	8	7	6	5	4	4	3	3	3	3

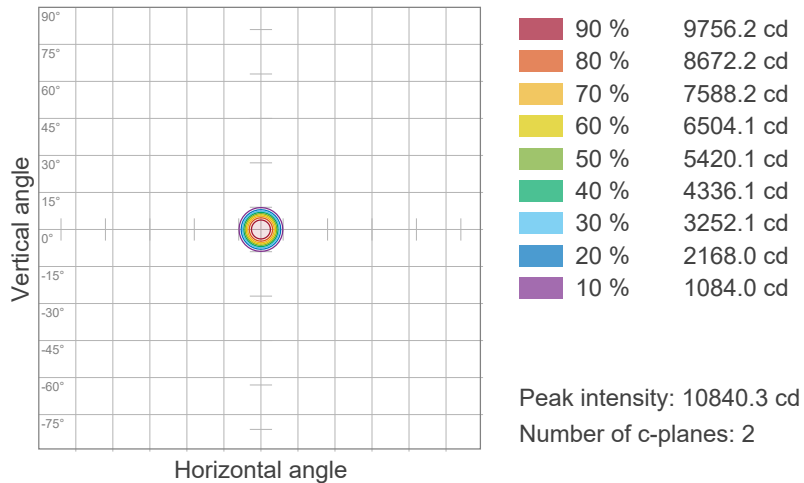
# Photometric & Chromaticity Report

Maverick Force 2 Beam Wash: 50% Zoom - Red - Cali Off - TV35

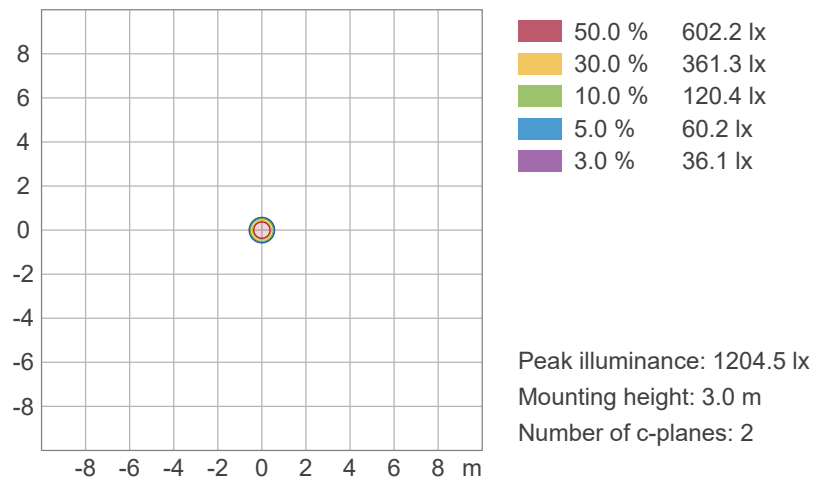


## ISO Diagrams

### ISO Candela Diagram



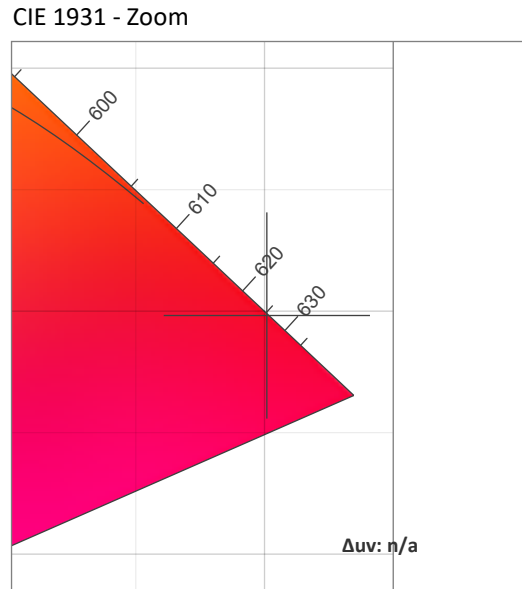
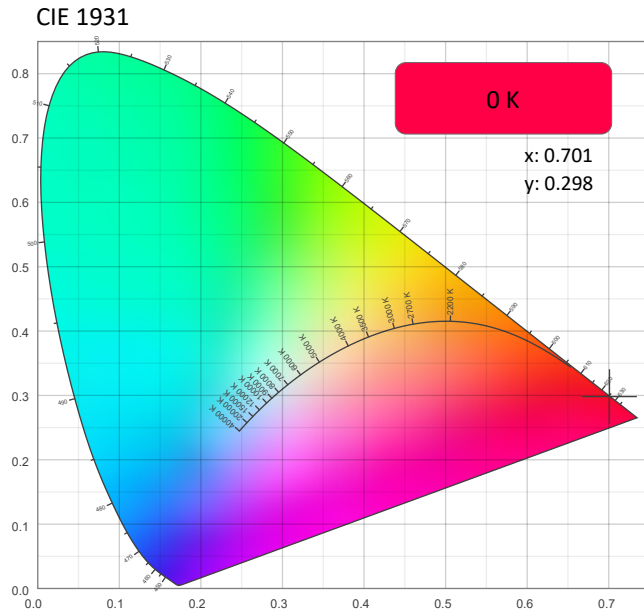
### ISO Lux Diagram



# Photometric & Chromaticity Report

Maverick Force 2 Beam Wash: 50% Zoom - Red - Cali Off - TV35

## Chromaticity



### CRI: 0.0 (R1-R8)

0	0	0	0	0	0	0	0	0	0	0	0	0	0	0	0
R1	R2	R3	R4	R5	R6	R7	R8	R9	R10	R11	R12	R13	R14	R15	

### CQS: 0.0

0	0	0	0	0	0	0	0	0	0	0	0	0	0	0	0
Q1	Q2	Q3	Q4	Q5	Q6	Q7	Q8	Q9	Q10	Q11	Q12	Q13	Q14	Q15	

### Color Parameters

Color Temperature	Color Coordinate CIE 1931	Color Coordinate CIE 1931
CCT	x	y
0 K	0.701	0.298

Color Deviation from Black Body Curve	Color Coordinate CIE 1964	Color Coordinate CIE 1964
$\Delta uv$	y	u
n/a	0.298	0.542

Color Rendering Index	Red Component	Color Quality Scale
CRI	CRI - R9	CQS
0.0	0.0	0.0

Television Lighting Consistency Index	Color Fidelity	Color Gamut
TLCI	TM30 - Rf	TM30 Rg
n/a	0.0	0.0

# Photometric & Chromaticity Report

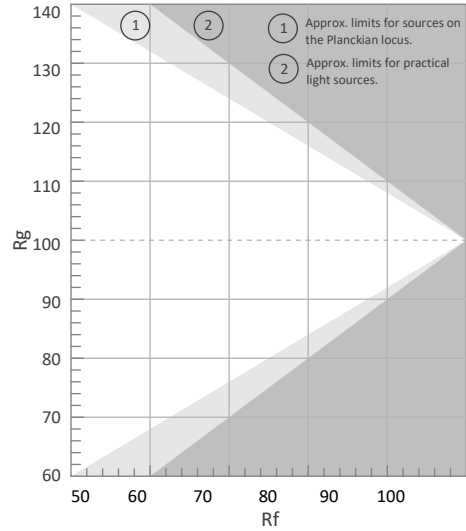
Maverick Force 2 Beam Wash: 50% Zoom - Red - Cali Off - TV35

## TM-30 Details


**Rf 0.0**  
Fidelity Index (Rg)

**Rg 0.0**  
Gammut Index (Rg)


Hue Bin	R <sub>f</sub>	Graphic shifts (%)	
		Chroma	Hue
1	0	0%	0%
2	0	0%	0%
3	0	0%	0%
4	0	0%	0%
5	0	0%	0%
6	0	0%	0%
7	0	0%	0%
8	0	0%	0%
9	0	0%	0%
10	0	0%	0%
11	0	0%	0%
12	0	0%	0%
13	0	0%	0%
14	0	0%	0%
15	0	0%	0%
16	0	0%	0%



Color Vector Graphic




Color Distortion Graphic



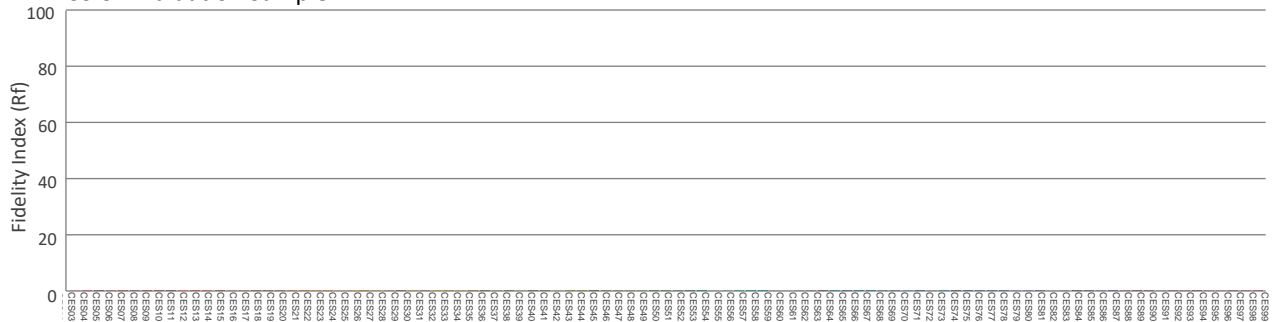
Rf by Hue



Local Chroma Shift by Hue



Color Evaluation Sample



# Photometric & Chromaticity Report

Maverick Force 2 Beam Wash: 50% Zoom - Green - Cali Off - Full

## Report Summary

### Measurements

Fixture Output: 2199 lm  
Fixture Peak: 40603 cd  
Fixture Efficacy: 10 lm/W  
Intensity @ 5m: 1624 lux  
Color Temperature: 0 K  
CRI: 0.0      CRI R9 Value: 0.0  
CQS: 0.0  
TLCI: n/a  
TM-30 Rf: 0.0  
TM-30 Rg: 0.0  
Beam Angle (50%): 14°  
Field Angle (10%): 19.3°  
Cutoff Angle (3%): 21.9°

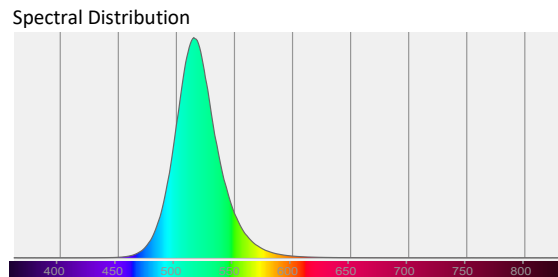
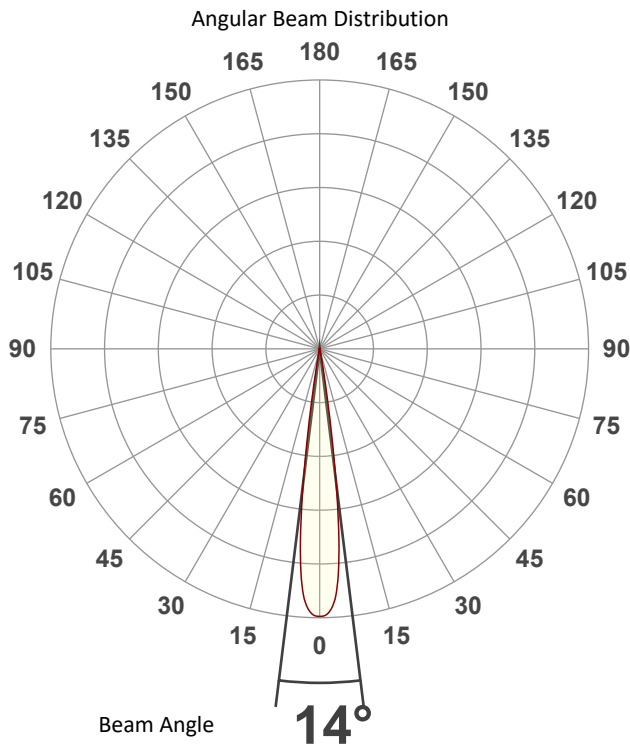


### Conditions

AC Supply: 118 V, 60 Hz  
Power: 229.52 W  
Current: 1.95 A  
Power Factor: 0.98

This data sheet conforms to American National Standard E1.9 – 2007 (R2017). All data was measured and calculated by a Viso Systems LabSpion Goniometer at the Chauvet PD Optics Laboratory in Sunrise, FL on 4/13/2023 to LM-63-2002 Standards.

## Overall Measurement



Tested Color (CIE 1931):

X: 0.142

Y: 0.684



Light Quality

CRI: 0.0

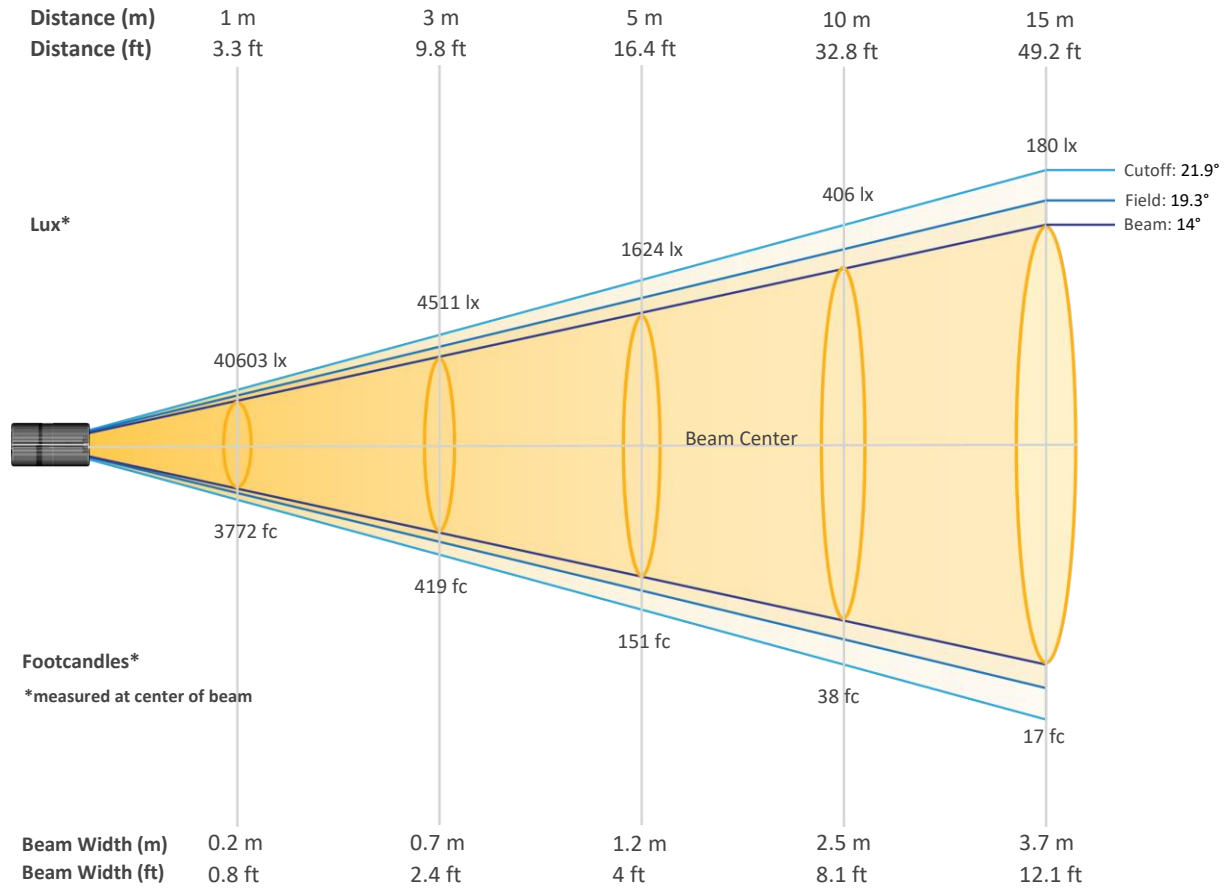
Color Temperature

0 K

# Photometric & Chromaticity Report

Maverick Force 2 Beam Wash: 50% Zoom - Green - Cali Off - Full

## Beam Details

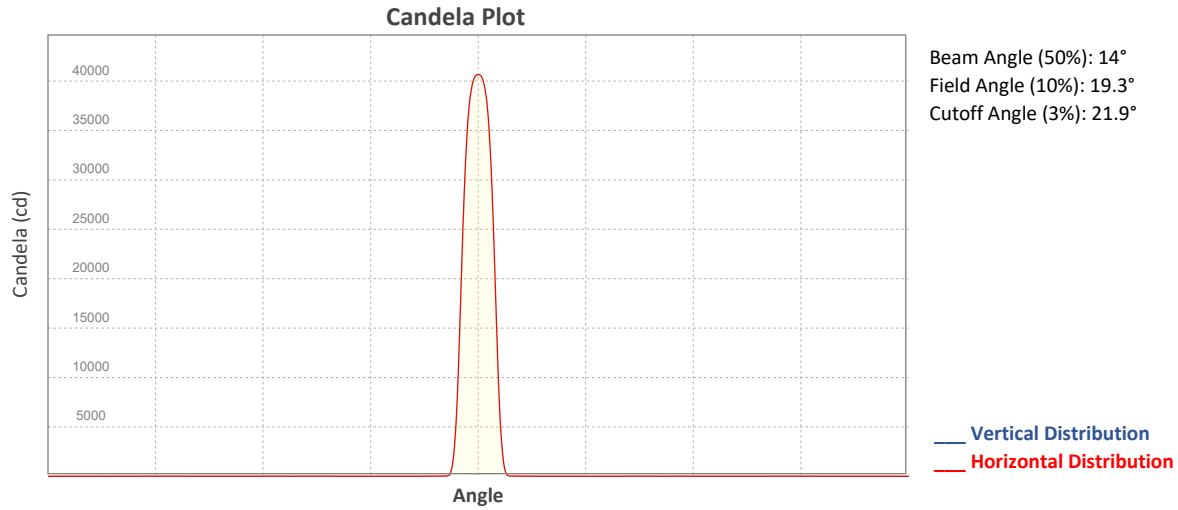


## Beam Intensities from 1-20m (3.3-65.6ft)

Distance	1m	2m	3m	4m	5m	6m	7m	8m	9m	10m
Lux	40603	10151	4511	2538	1624	1128	829	634	501	406
Distance	11m	12m	13m	14m	15m	16m	17m	18m	19m	20m
Lux	336	282	240	207	180	159	140	125	112	102
Distance	3.3ft	6.6ft	9.8ft	13.1ft	16.4ft	19.7ft	23ft	26.2ft	29.5ft	32.8ft
FC	3772	943	419	236	151	105	77	59	47	38
Distance	36.1ft	39.4ft	42.7ft	45.9ft	49.2ft	52.5ft	55.8ft	59.1ft	62.3ft	65.6ft
FC	31	26	22	19	17	15	13	12	10	9

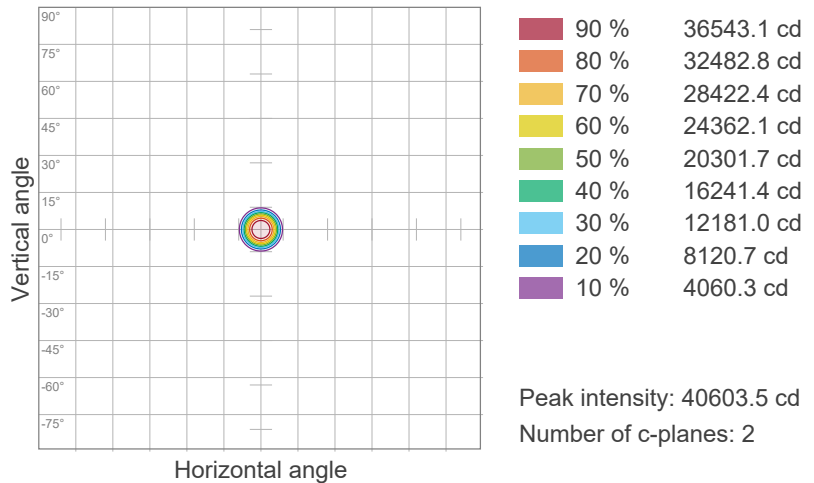
# Photometric & Chromaticity Report

Maverick Force 2 Beam Wash: 50% Zoom - Green - Cali Off - Full

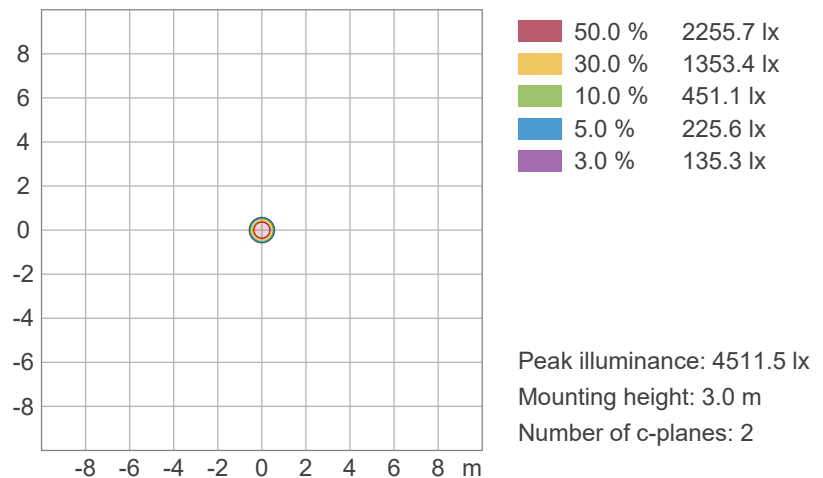


## ISO Diagrams

### ISO Candela Diagram



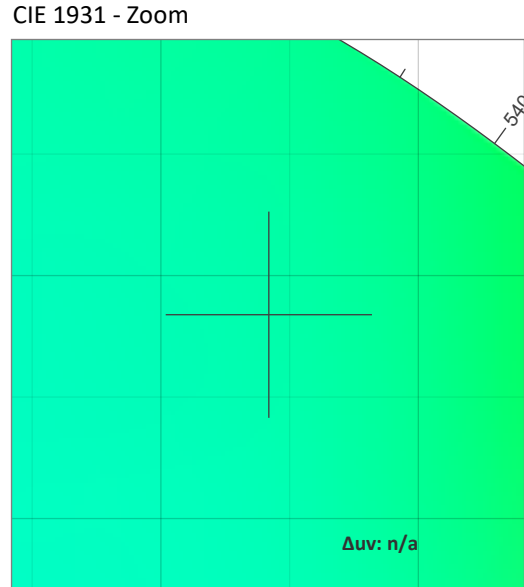
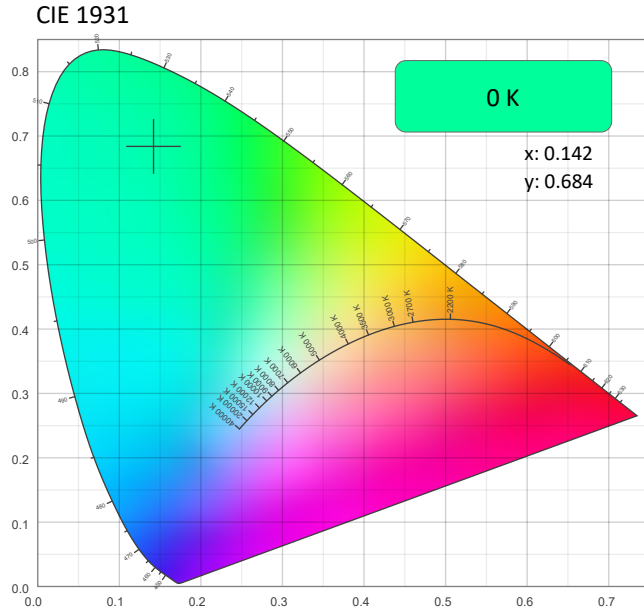
### ISO Lux Diagram



# Photometric & Chromaticity Report

Maverick Force 2 Beam Wash: 50% Zoom - Green - Cali Off - Full

## Chromaticity



### CRI: 0.0 (R1-R8)

0	0	0	0	0	0	0	0	0	0	0	0	0	0	0
R1	R2	R3	R4	R5	R6	R7	R8	R9	R10	R11	R12	R13	R14	R15

### CQS: 0.0

0	0	0	0	0	0	0	0	0	0	0	0	0	0	0
Q1	Q2	Q3	Q4	Q5	Q6	Q7	Q8	Q9	Q10	Q11	Q12	Q13	Q14	Q15

### Color Parameters

Color Temperature	Color Coordinate CIE 1931	Color Coordinate CIE 1931
CCT	x	y
0 K	0.142	0.684

Color Deviation from Black Body Curve	Color Coordinate CIE 1964	Color Coordinate CIE 1964
$\Delta uv$	y	u
n/a	0.684	0.052

Color Rendering Index	Red Component	Color Quality Scale
CRI	CRI - R9	CQS
0.0	0.0	0.0

Television Lighting Consistency Index	Color Fidelity	Color Gamut
TLCI	TM30 - Rf	TM30 Rg
n/a	0.0	0.0





# Photometric & Chromaticity Report

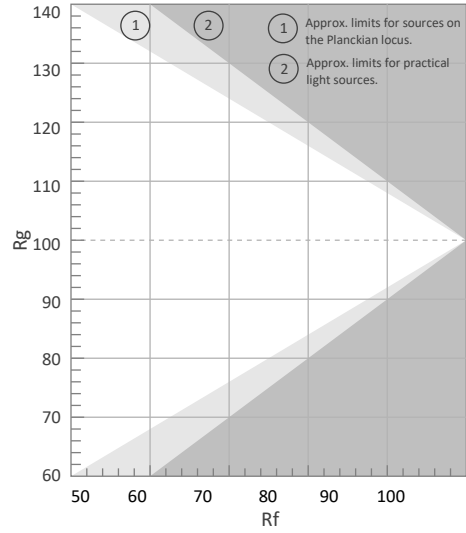
Maverick Force 2 Beam Wash: 50% Zoom - Green - Cali Off - Full

## TM-30 Details

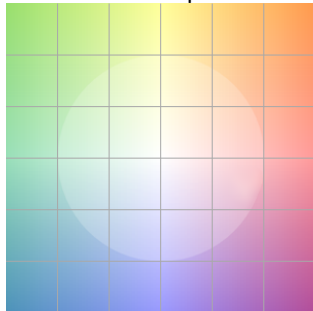
**Rf 0.0**  
Fidelity Index  
(Rg)

**Rg 0.0**  
Gammut Index (Rg)


Hue Bin	R <sub>f</sub>	Graphic shifts (%)	
		Chroma	Hue
1	0	0%	0%
2	0	0%	0%
3	0	0%	0%
4	0	0%	0%
5	0	0%	0%
6	0	0%	0%
7	0	0%	0%
8	0	0%	0%
9	0	0%	0%
10	0	0%	0%
11	0	0%	0%
12	0	0%	0%
13	0	0%	0%
14	0	0%	0%
15	0	0%	0%
16	0	0%	0%




Color Vector Graphic




Color Distortion Graphic



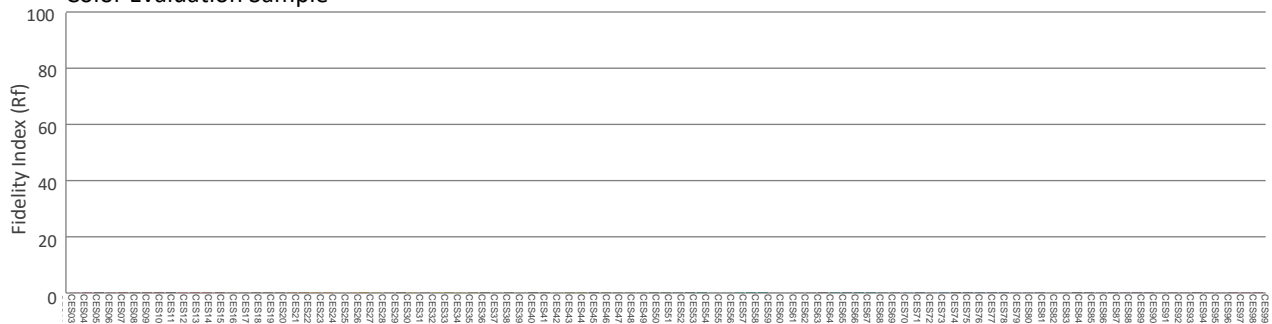
R<sub>f</sub> by Hue



Local Chroma Shift by Hue



Color Evaluation Sample



# Photometric & Chromaticity Report

Maverick Force 2 Beam Wash: 50% Zoom - Green - Cali Off - Auto

## Report Summary

### Measurements

Fixture Output: 2187 lm  
Fixture Peak: 40676 cd  
Fixture Efficacy: 10 lm/W  
Intensity @ 5m: 1627 lux  
Color Temperature: 0 K  
CRI: 0.0      CRI R9 Value: 0.0  
CQS: 0.0  
TLCl: n/a  
TM-30 Rf: 0.0  
TM-30 Rg: 0.0  
Beam Angle (50%): 14°  
Field Angle (10%): 19.2°  
Cutoff Angle (3%): 21.9°

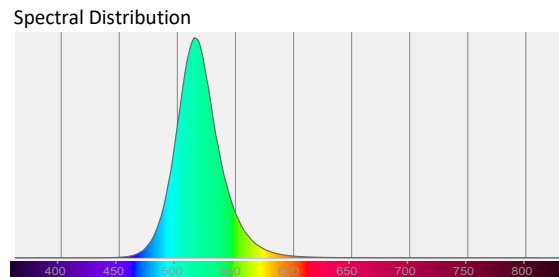
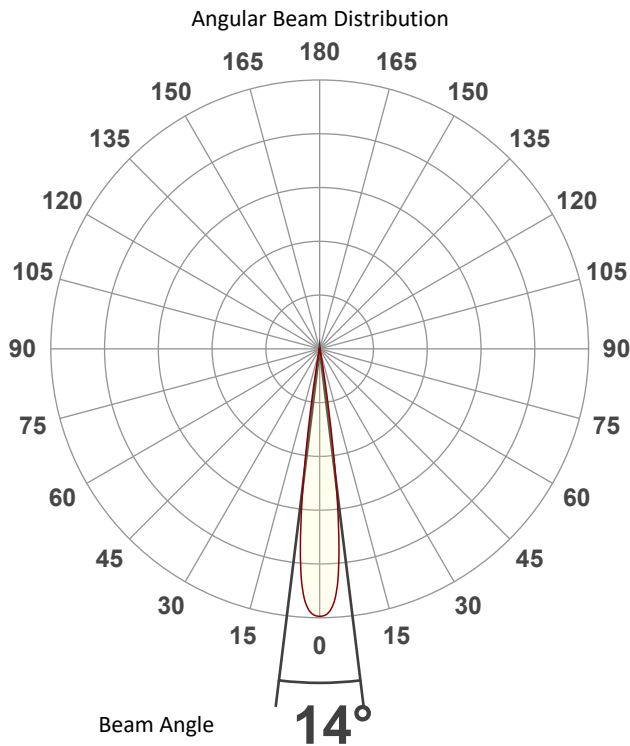


### Conditions

AC Supply: 119 V, 60 Hz  
Power: 229.12 W  
Current: 1.93 A  
Power Factor: 0.98

This data sheet conforms to American National Standard E1.9 – 2007 (R2017). All data was measured and calculated by a Viso Systems LabSpion Goniometer at the Chauvet PD Optics Laboratory in Sunrise, FL on 4/13/2023 to LM-63-2002 Standards.

## Overall Measurement



Tested Color (CIE 1931):

X: 0.142

Y: 0.684



Light Quality

CRI: 0.0

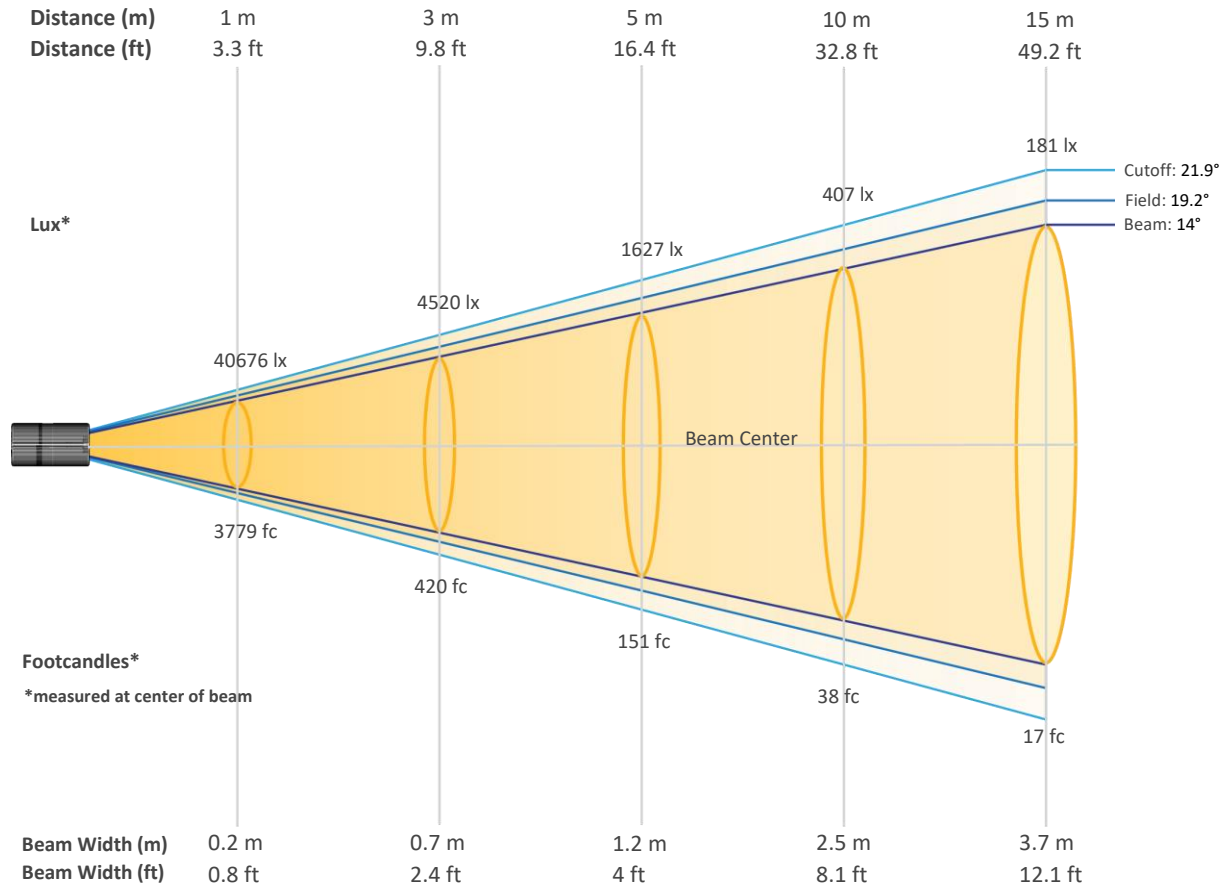
Color Temperature

0 K

# Photometric & Chromaticity Report

Maverick Force 2 Beam Wash: 50% Zoom - Green - Cali Off - Auto

## Beam Details

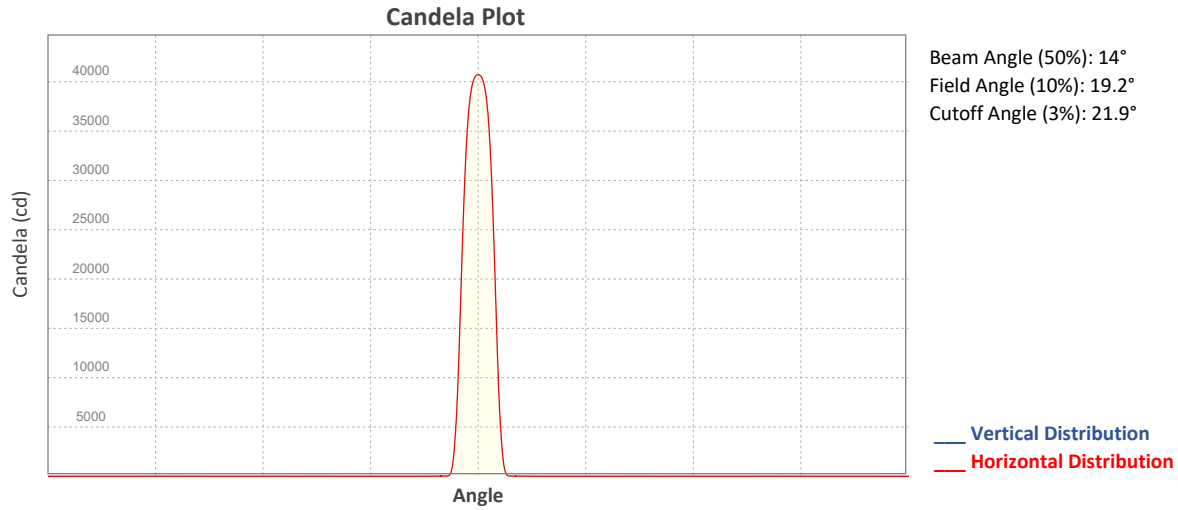


### Beam Intensities from 1-20m (3.3-65.6ft)

Distance	1m	2m	3m	4m	5m	6m	7m	8m	9m	10m
Lux	40676	10169	4520	2542	1627	1130	830	636	502	407
Distance	11m	12m	13m	14m	15m	16m	17m	18m	19m	20m
Lux	336	282	241	208	181	159	141	126	113	102
Distance	3.3ft	6.6ft	9.8ft	13.1ft	16.4ft	19.7ft	23ft	26.2ft	29.5ft	32.8ft
FC	3779	945	420	236	151	105	77	59	47	38
Distance	36.1ft	39.4ft	42.7ft	45.9ft	49.2ft	52.5ft	55.8ft	59.1ft	62.3ft	65.6ft
FC	31	26	22	19	17	15	13	12	10	9

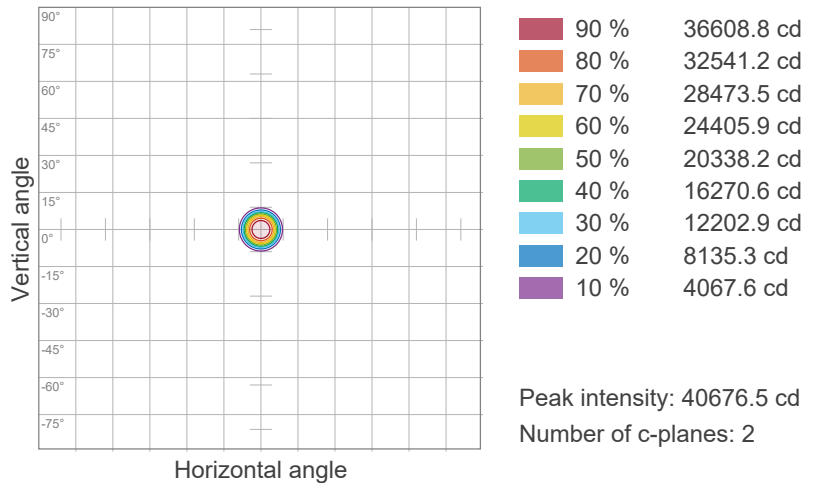
# Photometric & Chromaticity Report

Maverick Force 2 Beam Wash: 50% Zoom - Green - Cali Off - Auto

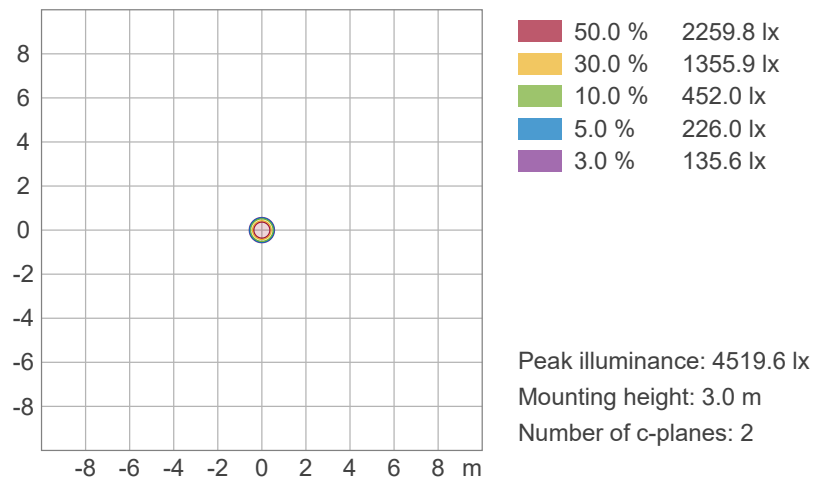


## ISO Diagrams

### ISO Candela Diagram



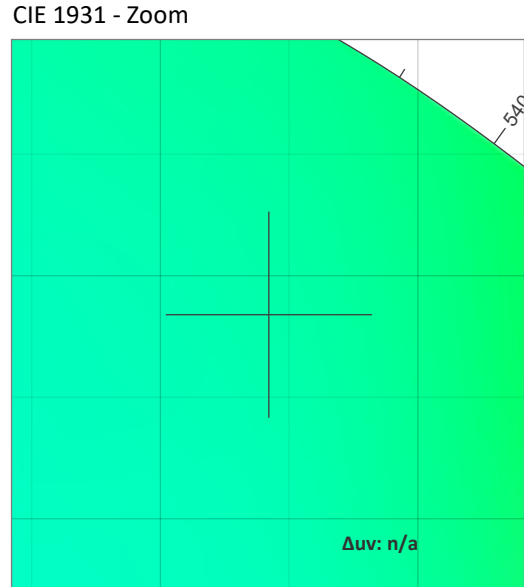
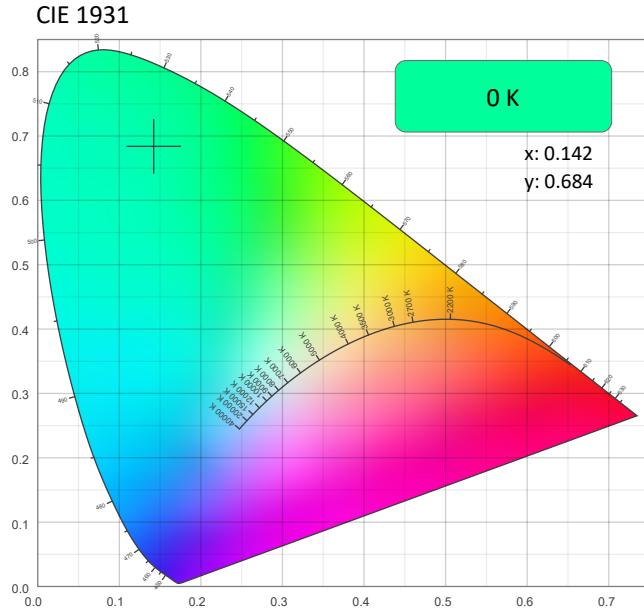
### ISO Lux Diagram



# Photometric & Chromaticity Report

Maverick Force 2 Beam Wash: 50% Zoom - Green - Cali Off - Auto

## Chromaticity



### CRI: 0.0 (R1-R8)

0	0	0	0	0	0	0	0	0	0	0	0	0	0	0
R1	R2	R3	R4	R5	R6	R7	R8	R9	R10	R11	R12	R13	R14	R15

### CQS: 0.0

0	0	0	0	0	0	0	0	0	0	0	0	0	0	0
Q1	Q2	Q3	Q4	Q5	Q6	Q7	Q8	Q9	Q10	Q11	Q12	Q13	Q14	Q15

### Color Parameters

Color Temperature	Color Coordinate CIE 1931	Color Coordinate CIE 1931
CCT	x	y
0 K	0.142	0.684

Color Deviation from Black Body Curve	Color Coordinate CIE 1964	Color Coordinate CIE 1964
Δuv	y	u
n/a	0.684	0.052

Color Rendering Index	Red Component	Color Quality Scale
CRI	CRI - R9	CQS
0.0	0.0	0.0

Television Lighting Consistency Index	Color Fidelity	Color Gamut
TLCI	TM30 - Rf	TM30 Rg
n/a	0.0	0.0

# Photometric & Chromaticity Report

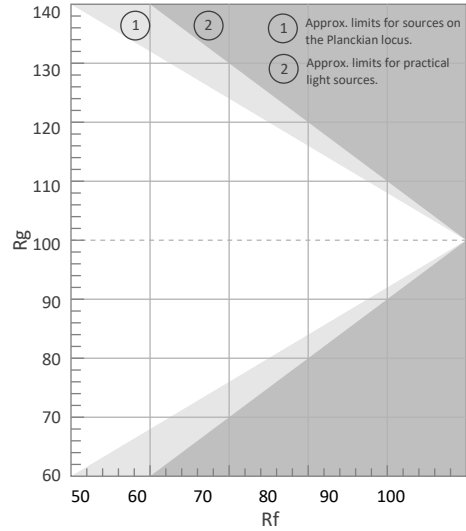
Maverick Force 2 Beam Wash: 50% Zoom - Green - Cali Off - Auto

## TM-30 Details

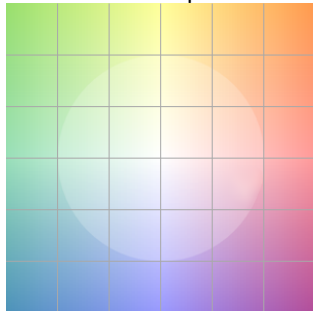
**Rf 0.0**  
Fidelity Index (Rg)

**Rg 0.0**  
Gammut Index (Rg)


Hue Bin	R <sub>f</sub>	Graphic shifts (%)	
		Chroma	Hue
1	0	0%	0%
2	0	0%	0%
3	0	0%	0%
4	0	0%	0%
5	0	0%	0%
6	0	0%	0%
7	0	0%	0%
8	0	0%	0%
9	0	0%	0%
10	0	0%	0%
11	0	0%	0%
12	0	0%	0%
13	0	0%	0%
14	0	0%	0%
15	0	0%	0%
16	0	0%	0%



Color Vector Graphic




Color Distortion Graphic



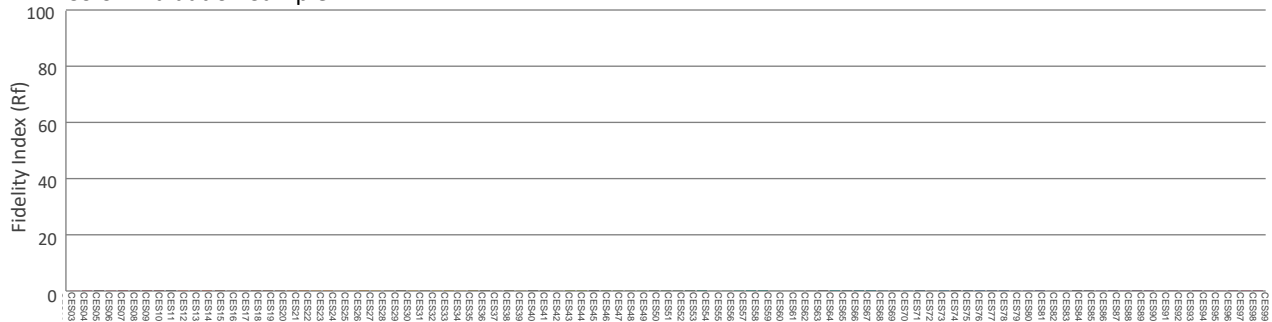
R<sub>f</sub> by Hue



Local Chroma Shift by Hue



Color Evaluation Sample



# Photometric & Chromaticity Report

Maverick Force 2 Beam Wash: 50% Zoom - Green - Cali Off - ECO

## Report Summary

### Measurements

Fixture Output: 2181 lm  
Fixture Peak: 40610 cd  
Fixture Efficacy: 10 lm/W  
Intensity @ 5m: 1624 lux  
Color Temperature: 0 K  
CRI: 0.0      CRI R9 Value: 0.0  
CQS: 0.0  
TLCI: n/a  
TM-30 Rf: 0.0  
TM-30 Rg: 0.0  
Beam Angle (50%): 14°  
Field Angle (10%): 19.1°  
Cutoff Angle (3%): 21.9°

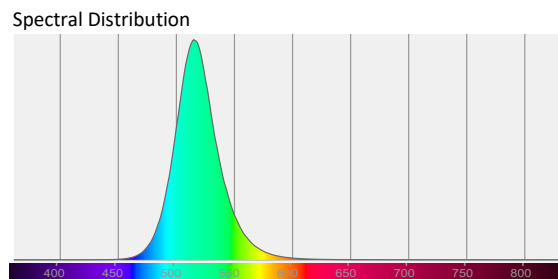
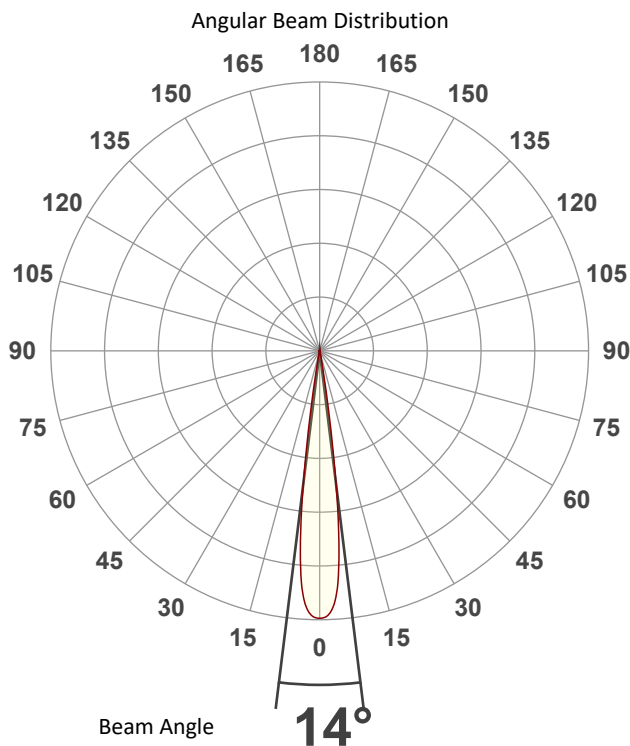


### Conditions

AC Supply: 118 V, 60 Hz  
Power: 227.42 W  
Current: 1.93 A  
Power Factor: 0.98

This data sheet conforms to American National Standard E1.9 – 2007 (R2017). All data was measured and calculated by a Viso Systems LabSpion Goniometer at the Chauvet PD Optics Laboratory in Sunrise, FL on 4/13/2023 to LM-63-2002 Standards.

## Overall Measurement



Tested Color (CIE 1931):

X: 0.142

Y: 0.684



Light Quality

CRI: 0.0

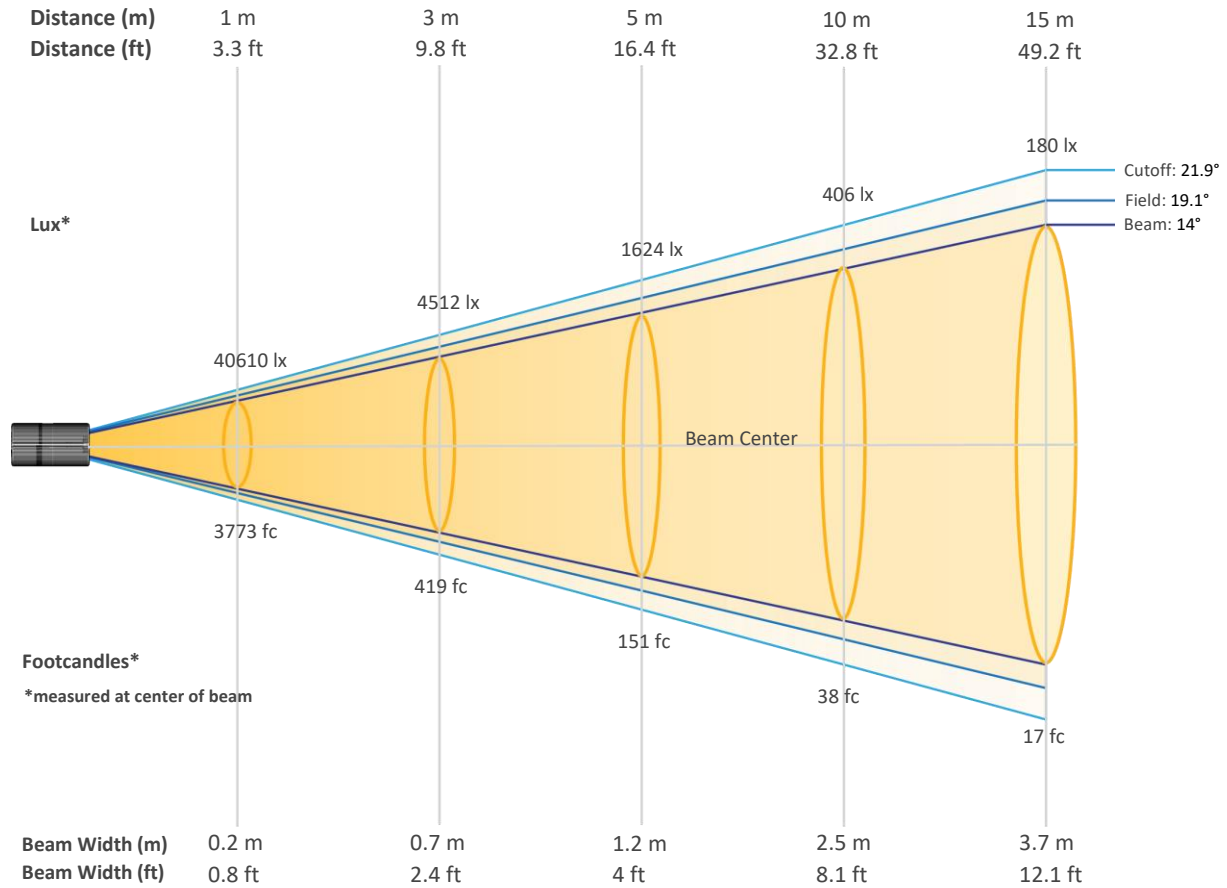
Color Temperature

0 K

# Photometric & Chromaticity Report

Maverick Force 2 Beam Wash: 50% Zoom - Green - Cali Off - ECO

## Beam Details



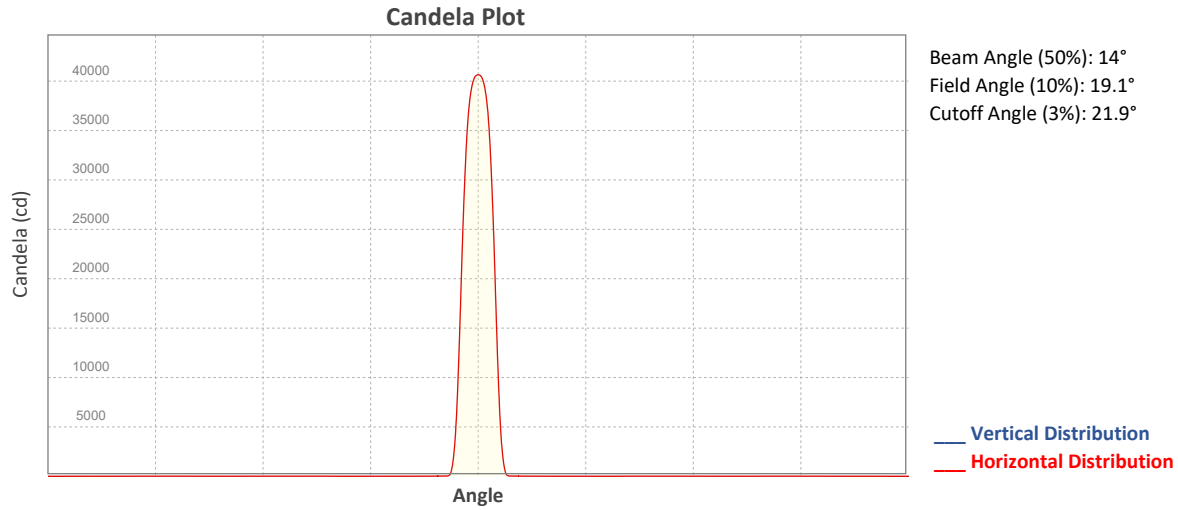
### Beam Intensities from 1-20m (3.3-65.6ft)

Distance	1m	2m	3m	4m	5m	6m	7m	8m	9m	10m
Lux	40610	10153	4512	2538	1624	1128	829	635	501	406
Distance	11m	12m	13m	14m	15m	16m	17m	18m	19m	20m
Lux	336	282	240	207	180	159	141	125	112	102
Distance	3.3ft	6.6ft	9.8ft	13.1ft	16.4ft	19.7ft	23ft	26.2ft	29.5ft	32.8ft
FC	3773	943	419	236	151	105	77	59	47	38
Distance	36.1ft	39.4ft	42.7ft	45.9ft	49.2ft	52.5ft	55.8ft	59.1ft	62.3ft	65.6ft
FC	31	26	22	19	17	15	13	12	10	9



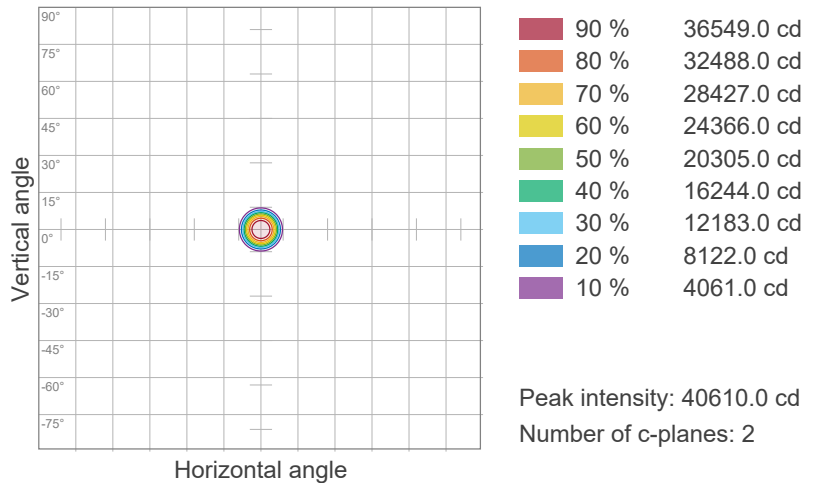
# Photometric & Chromaticity Report

Maverick Force 2 Beam Wash: 50% Zoom - Green - Cali Off - ECO

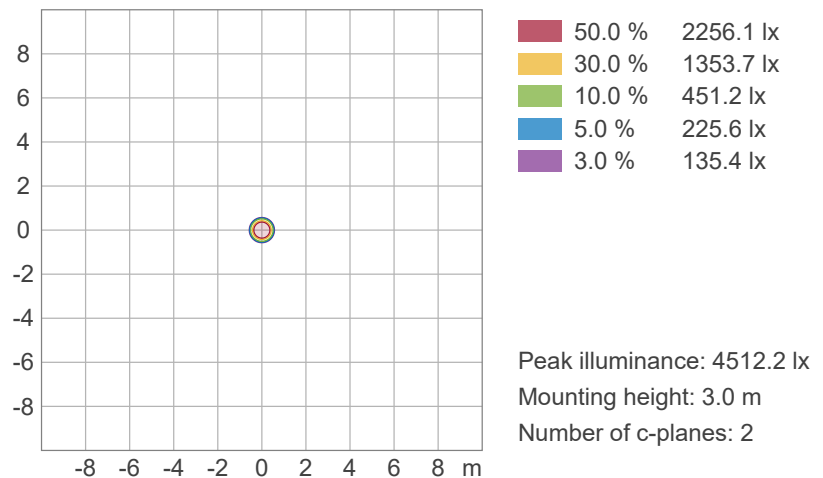


## ISO Diagrams

### ISO Candela Diagram



### ISO Lux Diagram





# Photometric & Chromaticity Report

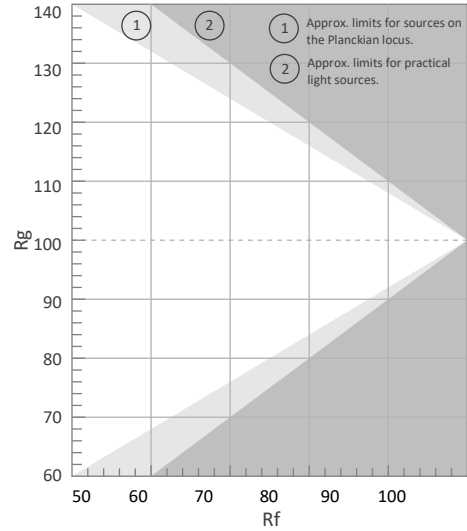
Maverick Force 2 Beam Wash: 50% Zoom - Green - Cali Off - ECO

## TM-30 Details

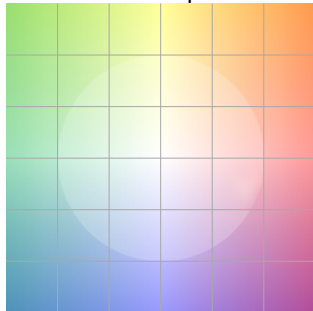
**Rf 0.0**  
Fidelity Index (Rg)

**Rg 0.0**  
Gammut Index (Rg)

Hue Bin	R <sub>f</sub>	Graphic shifts (%)	
		Chroma	Hue
1	0	0%	0%
2	0	0%	0%
3	0	0%	0%
4	0	0%	0%
5	0	0%	0%
6	0	0%	0%
7	0	0%	0%
8	0	0%	0%
9	0	0%	0%
10	0	0%	0%
11	0	0%	0%
12	0	0%	0%
13	0	0%	0%
14	0	0%	0%
15	0	0%	0%
16	0	0%	0%




Color Vector Graphic




Color Distortion Graphic



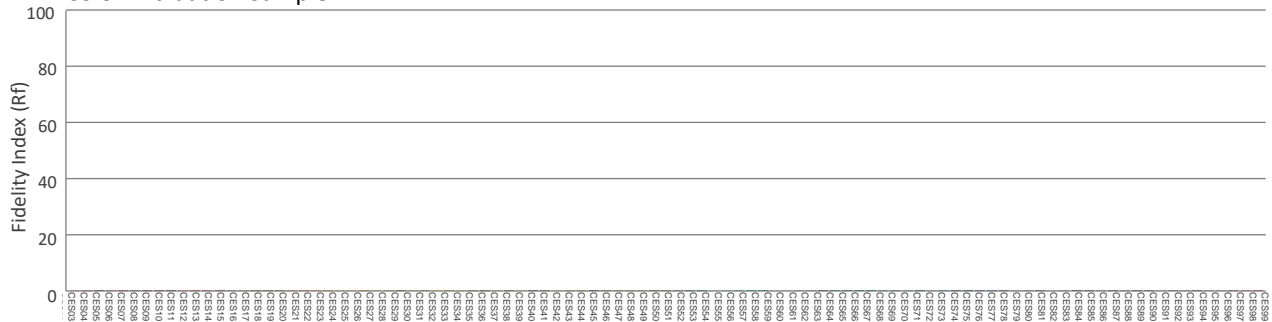
Rf by Hue



Local Chroma Shift by Hue



Color Evaluation Sample



# Photometric & Chromaticity Report

Maverick Force 2 Beam Wash: 50% Zoom - Green - Cali Off - TV25

## Report Summary

### Measurements

Fixture Output: 1149 lm  
Fixture Peak: 21130 cd  
Fixture Efficacy: 6 lm/W  
Intensity @ 5m: 845 lux  
Color Temperature: 0 K  
CRI: 0.0      CRI R9 Value: 0.0  
CQS: 0.0  
TLCI: n/a  
TM-30 Rf: 0.0  
TM-30 Rg: 0.0  
Beam Angle (50%): 14°  
Field Angle (10%): 19.3°  
Cutoff Angle (3%): 21.7°

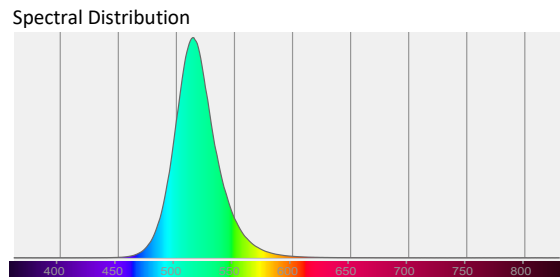
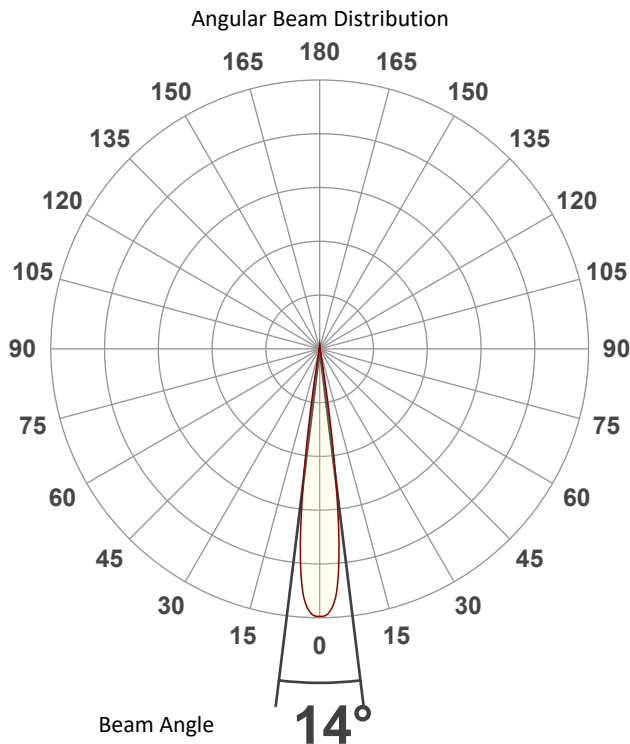


### Conditions

AC Supply: 119 V, 60.1 Hz  
Power: 184.44 W  
Current: 1.55 A  
Power Factor: 0.99

This data sheet conforms to American National Standard E1.9 – 2007 (R2017). All data was measured and calculated by a Viso Systems LabSpion Goniometer at the Chauvet PD Optics Laboratory in Sunrise, FL on 4/13/2023 to LM-63-2002 Standards.

## Overall Measurement



Tested Color (CIE 1931):

X: 0.135

Y: 0.685



Light Quality

CRI: 0.0

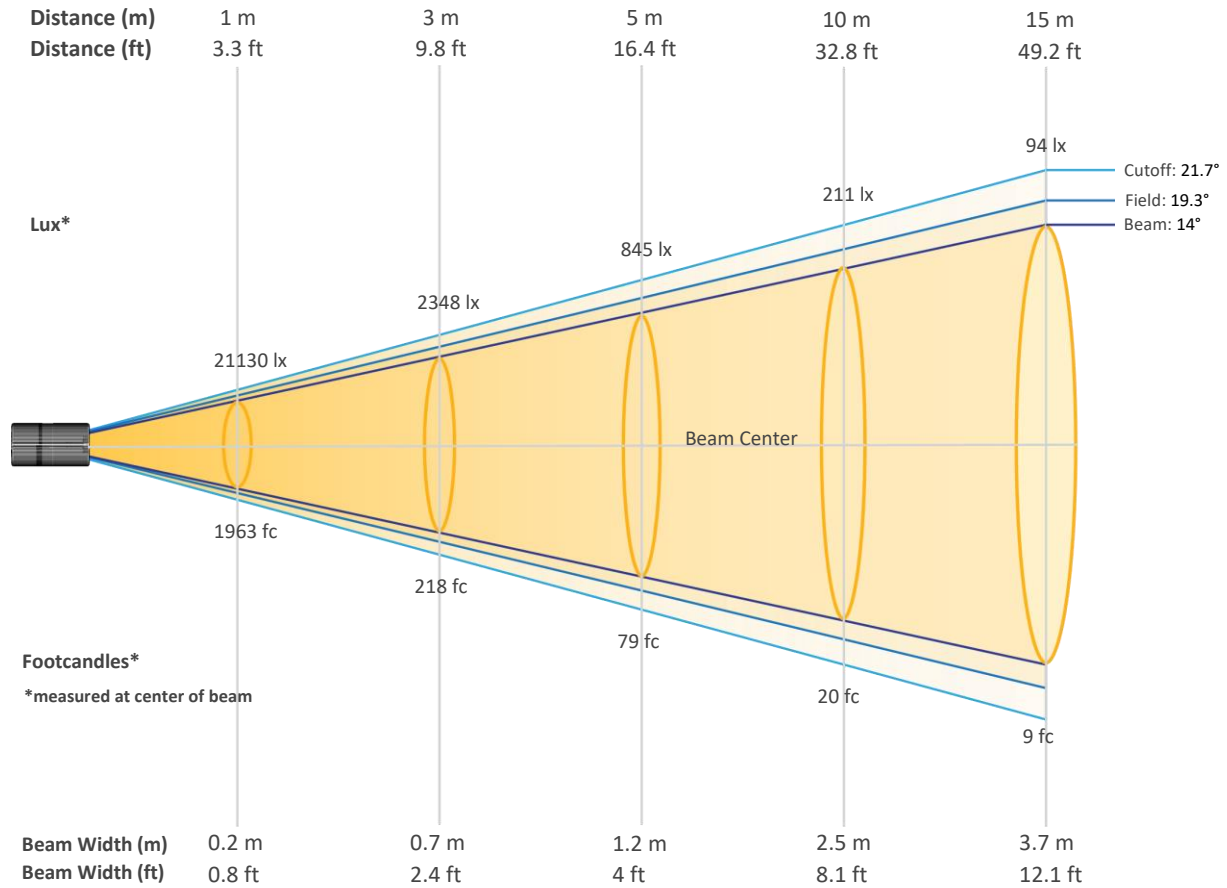
Color Temperature

0 K

# Photometric & Chromaticity Report

Maverick Force 2 Beam Wash: 50% Zoom - Green - Cali Off - TV25

## Beam Details

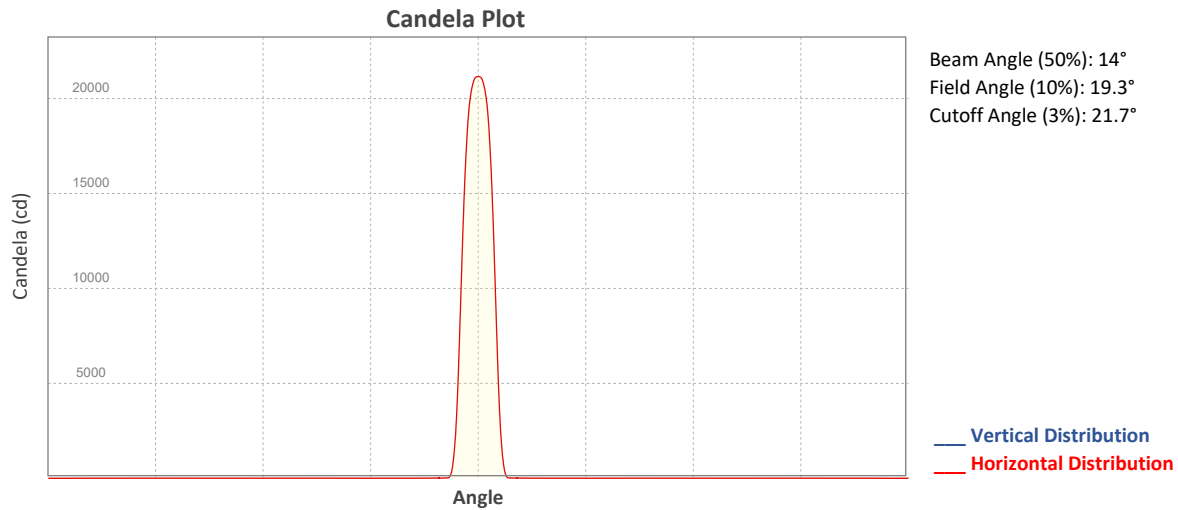


## Beam Intensities from 1-20m (3.3-65.6ft)

Distance	1m	2m	3m	4m	5m	6m	7m	8m	9m	10m
Lux	21130	5282	2348	1321	845	587	431	330	261	211
Distance	11m	12m	13m	14m	15m	16m	17m	18m	19m	20m
Lux	175	147	125	108	94	83	73	65	59	53
Distance	3.3ft	6.6ft	9.8ft	13.1ft	16.4ft	19.7ft	23ft	26.2ft	29.5ft	32.8ft
FC	1963	491	218	123	79	55	40	31	24	20
Distance	36.1ft	39.4ft	42.7ft	45.9ft	49.2ft	52.5ft	55.8ft	59.1ft	62.3ft	65.6ft
FC	16	14	12	10	9	8	7	6	5	5

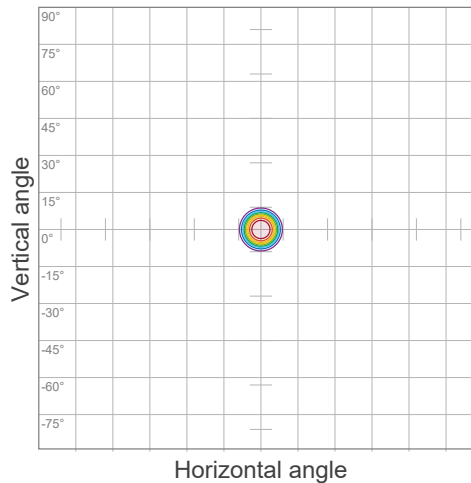
# Photometric & Chromaticity Report

Maverick Force 2 Beam Wash: 50% Zoom - Green - Cali Off - TV25



## ISO Diagrams

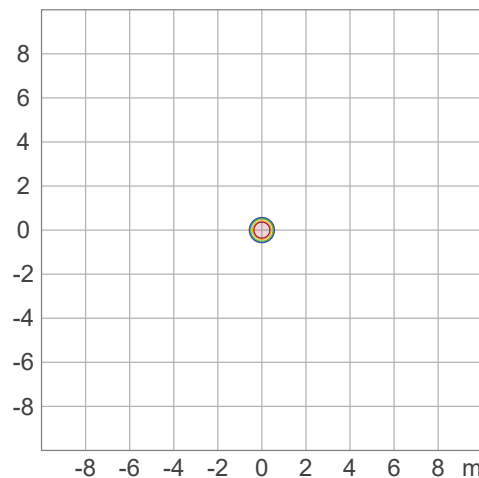
### ISO Candela Diagram



90 %	19016.9 cd
80 %	16903.9 cd
70 %	14790.9 cd
60 %	12678.0 cd
50 %	10565.0 cd
40 %	8452.0 cd
30 %	6339.0 cd
20 %	4226.0 cd
10 %	2113.0 cd

Peak intensity: 21129.9 cd  
 Number of c-planes: 2

### ISO Lux Diagram



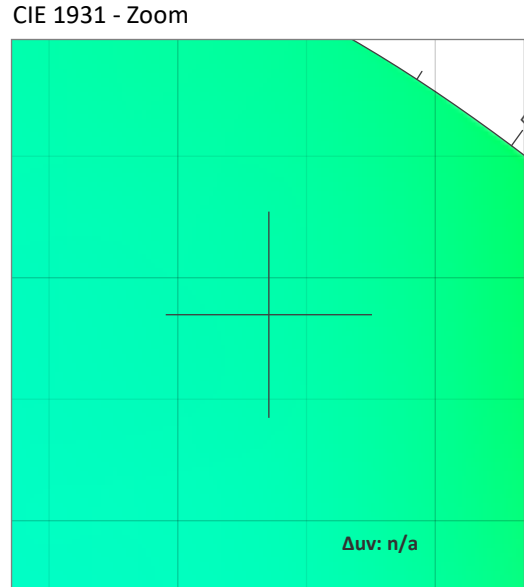
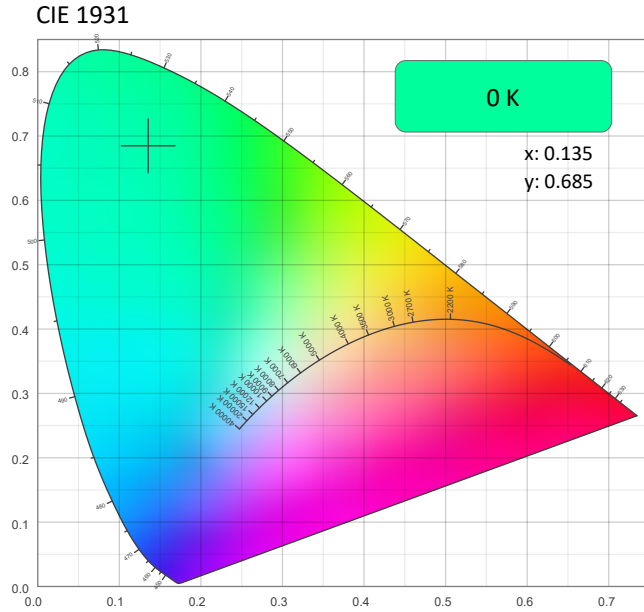
50.0 %	1173.9 lx
30.0 %	704.3 lx
10.0 %	234.8 lx
5.0 %	117.4 lx
3.0 %	70.4 lx

Peak illuminance: 2347.8 lx  
 Mounting height: 3.0 m  
 Number of c-planes: 2

# Photometric & Chromaticity Report

Maverick Force 2 Beam Wash: 50% Zoom - Green - Cali Off - TV25

## Chromaticity



### CRI: 0.0 (R1-R8)

0	0	0	0	0	0	0	0	0	0	0	0	0	0	0
R1	R2	R3	R4	R5	R6	R7	R8	R9	R10	R11	R12	R13	R14	R15

### CQS: 0.0

0	0	0	0	0	0	0	0	0	0	0	0	0	0	0
Q1	Q2	Q3	Q4	Q5	Q6	Q7	Q8	Q9	Q10	Q11	Q12	Q13	Q14	Q15

### Color Parameters

Color Temperature	Color Coordinate CIE 1931	Color Coordinate CIE 1931
CCT	x	y
0 K	0.135	0.685

Color Deviation from Black Body Curve	Color Coordinate CIE 1964	Color Coordinate CIE 1964
$\Delta uv$	y	u
n/a	0.685	0.049

Color Rendering Index	Red Component	Color Quality Scale
CRI	CRI - R9	CQS
0.0	0.0	0.0

Television Lighting Consistency Index	Color Fidelity	Color Gamut
TLCI	TM30 - Rf	TM30 Rg
n/a	0.0	0.0

# Photometric & Chromaticity Report

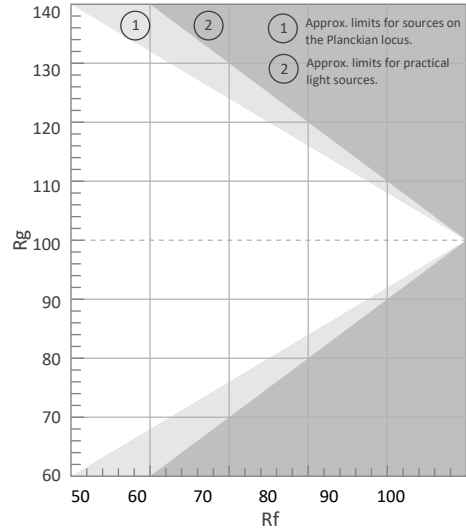
Maverick Force 2 Beam Wash: 50% Zoom - Green - Cali Off - TV25

## TM-30 Details

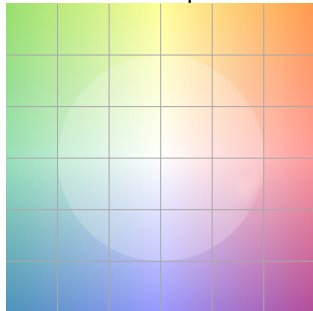
**Rf 0.0**  
Fidelity Index (Rg)

**Rg 0.0**  
Gammut Index (Rg)


Hue Bin	R <sub>f</sub>	Graphic shifts (%)	
		Chroma	Hue
1	0	0%	0%
2	0	0%	0%
3	0	0%	0%
4	0	0%	0%
5	0	0%	0%
6	0	0%	0%
7	0	0%	0%
8	0	0%	0%
9	0	0%	0%
10	0	0%	0%
11	0	0%	0%
12	0	0%	0%
13	0	0%	0%
14	0	0%	0%
15	0	0%	0%
16	0	0%	0%




Color Vector Graphic




Color Distortion Graphic



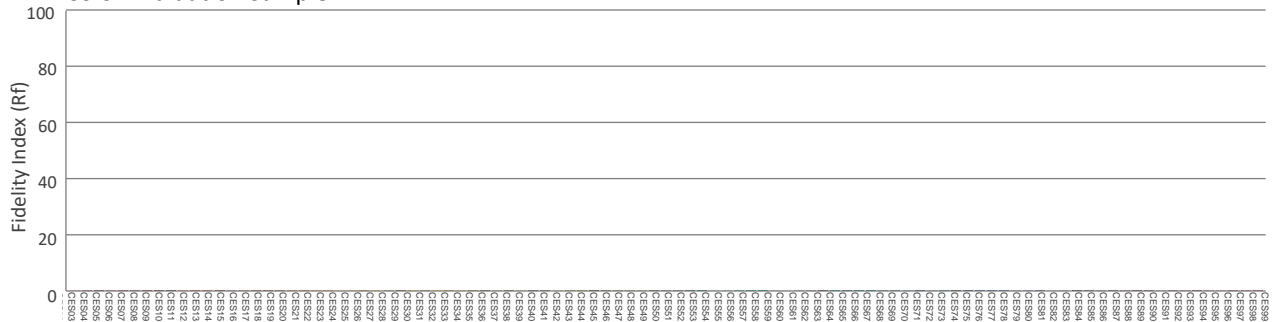
R<sub>f</sub> by Hue



Local Chroma Shift by Hue



Color Evaluation Sample





# Photometric & Chromaticity Report

Maverick Force 2 Beam Wash: 50% Zoom - Green - Cali Off - TV35

## Report Summary

### Measurements

Fixture Output: 901 lm  
Fixture Peak: 16662 cd  
Fixture Efficacy: 5 lm/W  
Intensity @ 5m: 666 lux  
Color Temperature: 0 K  
CRI: 0.0      CRI R9 Value: 0.0  
CQS: 0.0  
TLCI: n/a  
TM-30 Rf: 0.0  
TM-30 Rg: 0.0  
Beam Angle (50%): 14°  
Field Angle (10%): 19.2°  
Cutoff Angle (3%): 21.9°

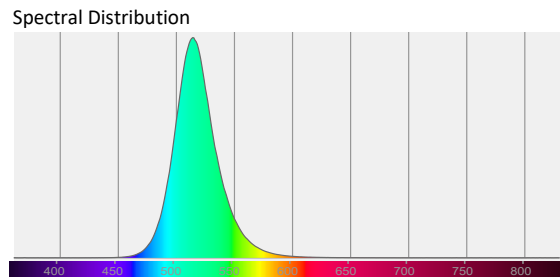
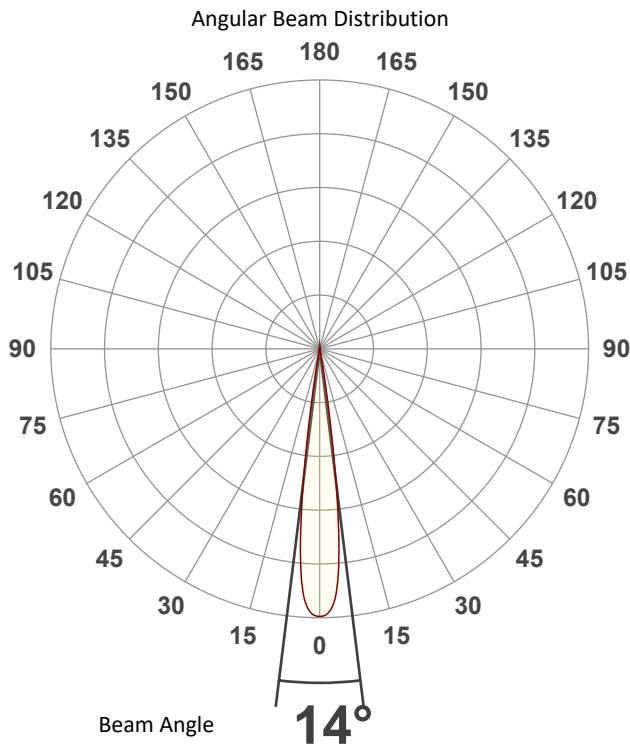


### Conditions

AC Supply: 119 V, 60 Hz  
Power: 191.48 W  
Current: 1.61 A  
Power Factor: 0.99

This data sheet conforms to American National Standard E1.9 – 2007 (R2017). All data was measured and calculated by a Viso Systems LabSpion Goniometer at the Chauvet PD Optics Laboratory in Sunrise, FL on 4/13/2023 to LM-63-2002 Standards.

## Overall Measurement



Tested Color (CIE 1931):

X: 0.135

Y: 0.685



Light Quality

CRI: 0.0

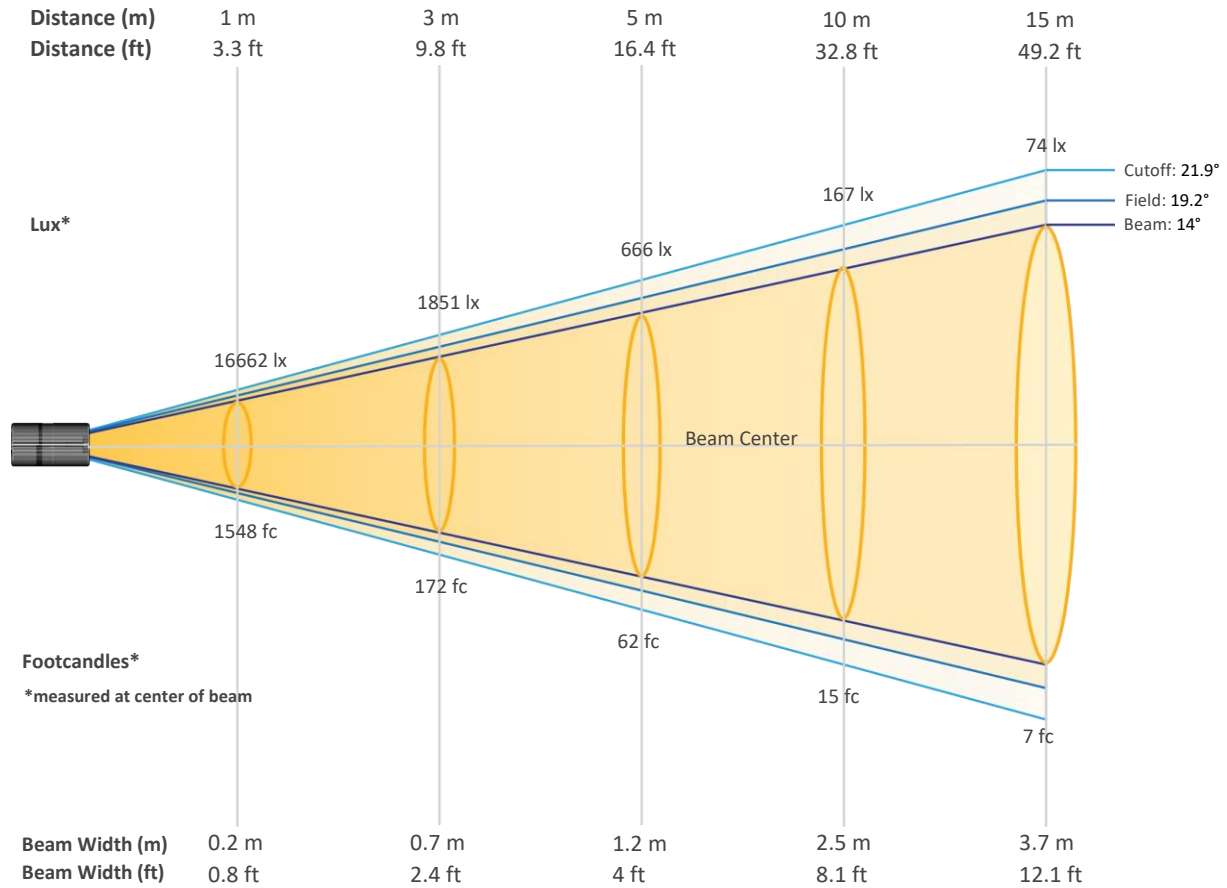
Color Temperature

0 K

# Photometric & Chromaticity Report

Maverick Force 2 Beam Wash: 50% Zoom - Green - Cali Off - TV35

## Beam Details

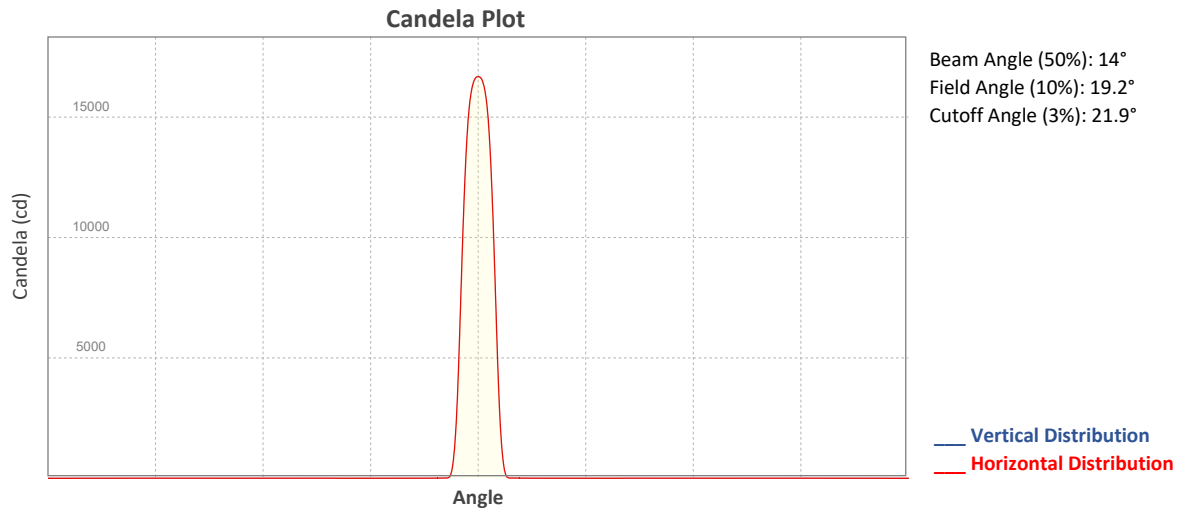


### Beam Intensities from 1-20m (3.3-65.6ft)

Distance	1m	2m	3m	4m	5m	6m	7m	8m	9m	10m
Lux	16662	4165	1851	1041	666	463	340	260	206	167
Distance	11m	12m	13m	14m	15m	16m	17m	18m	19m	20m
Lux	138	116	99	85	74	65	58	51	46	42
Distance	3.3ft	6.6ft	9.8ft	13.1ft	16.4ft	19.7ft	23ft	26.2ft	29.5ft	32.8ft
FC	1548	387	172	97	62	43	32	24	19	15
Distance	36.1ft	39.4ft	42.7ft	45.9ft	49.2ft	52.5ft	55.8ft	59.1ft	62.3ft	65.6ft
FC	13	11	9	8	7	6	5	5	4	4

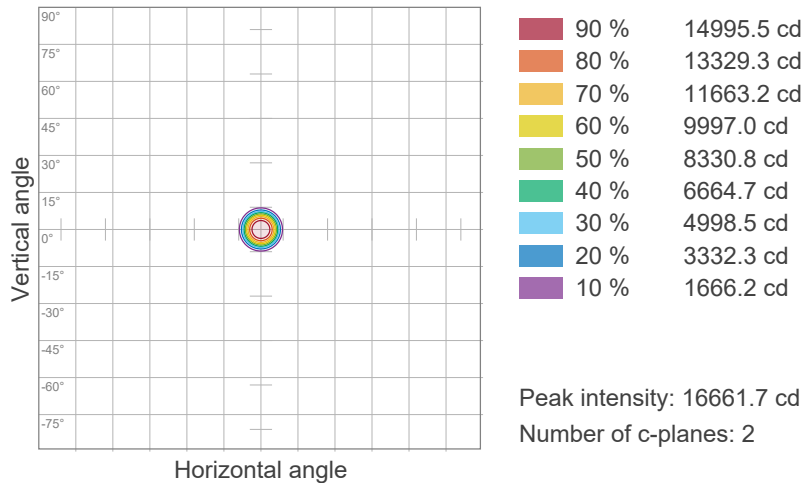
# Photometric & Chromaticity Report

Maverick Force 2 Beam Wash: 50% Zoom - Green - Cali Off - TV35

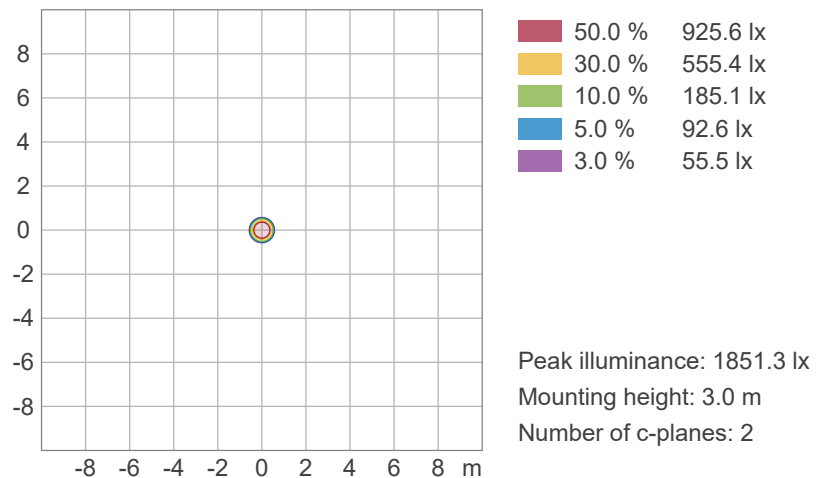


## ISO Diagrams

### ISO Candela Diagram



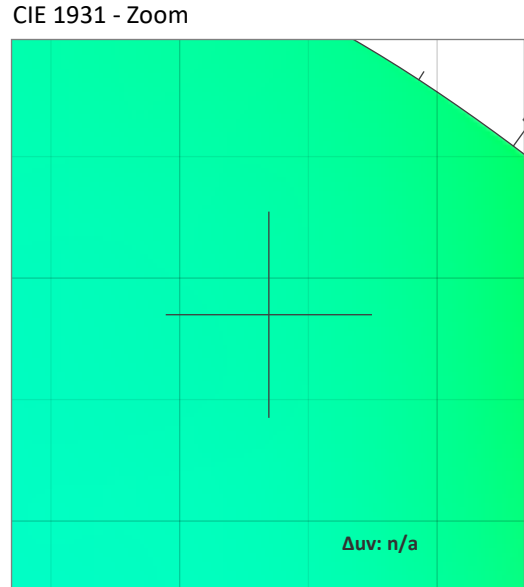
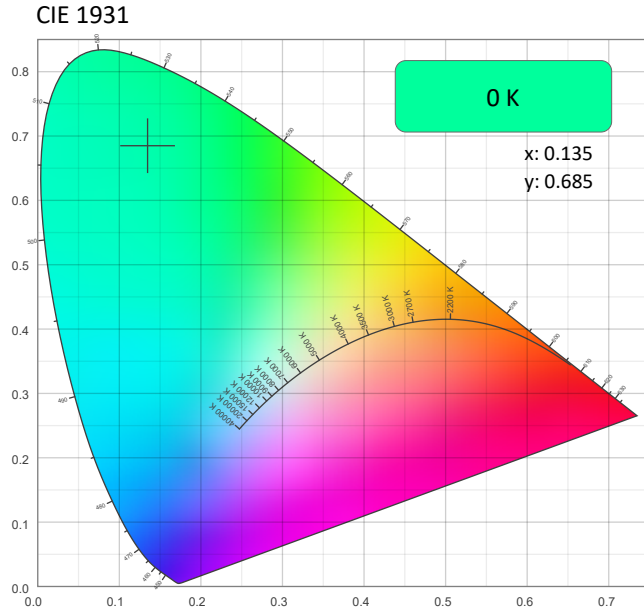
### ISO Lux Diagram



# Photometric & Chromaticity Report

Maverick Force 2 Beam Wash: 50% Zoom - Green - Cali Off - TV35

## Chromaticity



### CRI: 0.0 (R1-R8)

0	0	0	0	0	0	0	0	0	0	0	0	0	0	0
R1	R2	R3	R4	R5	R6	R7	R8	R9	R10	R11	R12	R13	R14	R15

### CQS: 0.0

0	0	0	0	0	0	0	0	0	0	0	0	0	0	0
Q1	Q2	Q3	Q4	Q5	Q6	Q7	Q8	Q9	Q10	Q11	Q12	Q13	Q14	Q15

### Color Parameters

Color Temperature	Color Coordinate CIE 1931	Color Coordinate CIE 1931
CCT	x	y
0 K	0.135	0.685

Color Deviation from Black Body Curve	Color Coordinate CIE 1964	Color Coordinate CIE 1964
$\Delta uv$	y	u
n/a	0.685	0.049

Color Rendering Index	Red Component	Color Quality Scale
CRI	CRI - R9	CQS
0.0	0.0	0.0

Television Lighting Consistency Index	Color Fidelity	Color Gamut
TLCI	TM30 - Rf	TM30 Rg
n/a	0.0	0.0

# Photometric & Chromaticity Report

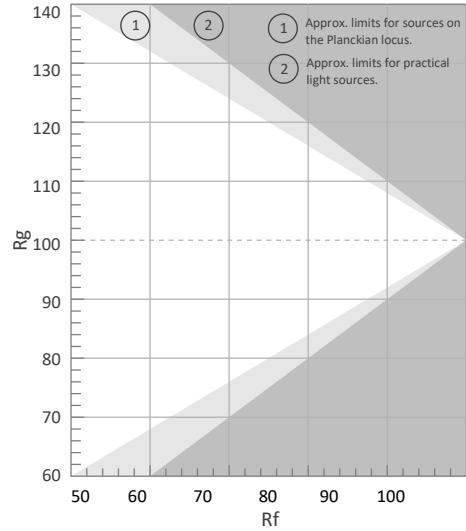
Maverick Force 2 Beam Wash: 50% Zoom - Green - Cali Off - TV35

## TM-30 Details

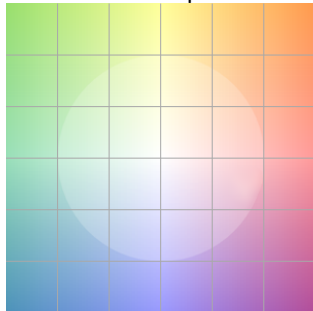
**Rf 0.0**  
Fidelity Index (Rg)

**Rg 0.0**  
Gammut Index (Rg)

Hue Bin	R <sub>f</sub>	Graphic shifts (%)	
		Chroma	Hue
1	0	0%	0%
2	0	0%	0%
3	0	0%	0%
4	0	0%	0%
5	0	0%	0%
6	0	0%	0%
7	0	0%	0%
8	0	0%	0%
9	0	0%	0%
10	0	0%	0%
11	0	0%	0%
12	0	0%	0%
13	0	0%	0%
14	0	0%	0%
15	0	0%	0%
16	0	0%	0%




Color Vector Graphic




Color Distortion Graphic



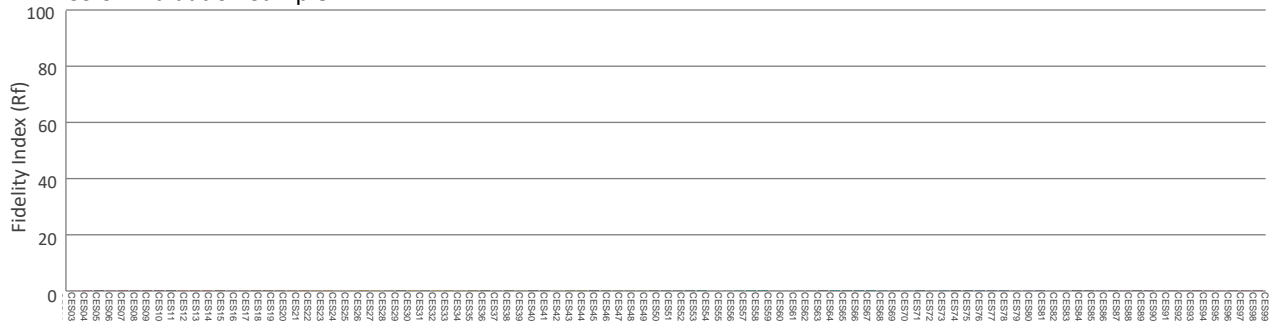
Rf by Hue



Local Chroma Shift by Hue



Color Evaluation Sample



# Photometric & Chromaticity Report

Maverick Force 2 Beam Wash: 50% Zoom - Blue - Cali Off - Full

## Report Summary

### Measurements

Fixture Output: 767 lm  
Fixture Peak: 12654 cd  
Fixture Efficacy: 4 lm/W  
Intensity @ 5m: 506 lux  
Color Temperature: 0 K  
CRI: 0.0      CRI R9 Value: 0.0  
CQS: 0.0  
TLCI: n/a  
TM-30 Rf: 0.0  
TM-30 Rg: 0.0  
Beam Angle (50%): 13.8°  
Field Angle (10%): 19°  
Cutoff Angle (3%): 21.5°

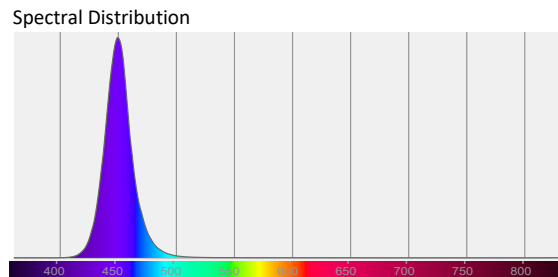
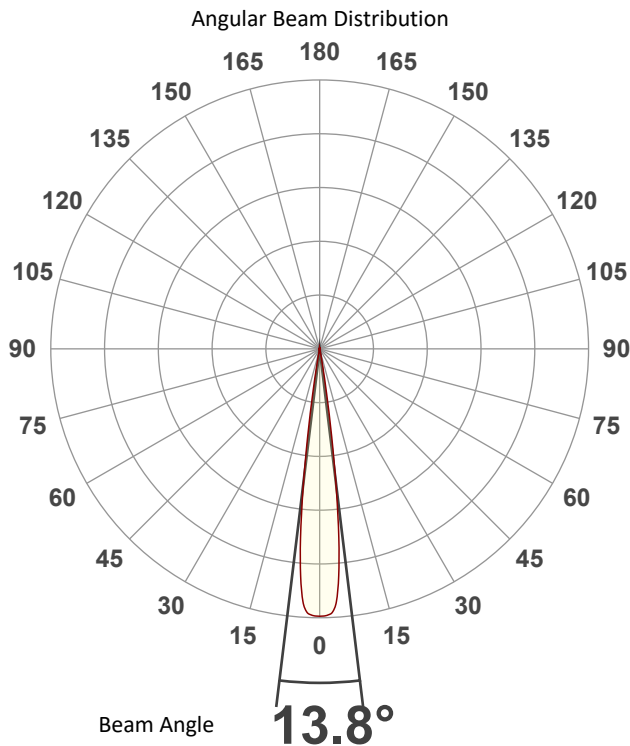


### Conditions

AC Supply: 118 V, 60.1 Hz  
Power: 206.36 W  
Current: 1.74 A  
Power Factor: 0.99

This data sheet conforms to American National Standard E1.9 – 2007 (R2017). All data was measured and calculated by a Viso Systems LabSpion Goniometer at the Chauvet PD Optics Laboratory in Sunrise, FL on 4/13/2023 to LM-63-2002 Standards.

## Overall Measurement



Tested Color (CIE 1931):

X: 0.154

Y: 0.025



Light Quality

CRI: 0.0

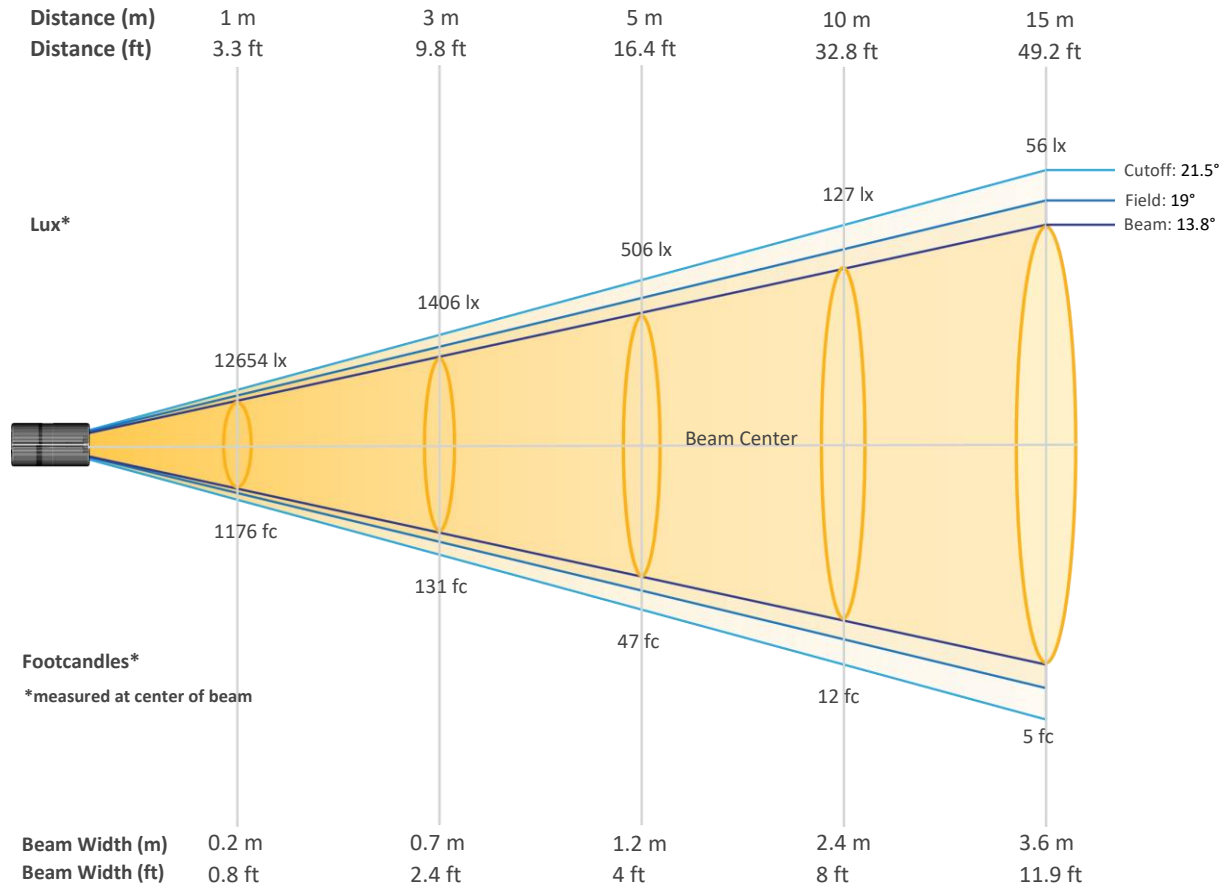
Color Temperature

0 K

# Photometric & Chromaticity Report

Maverick Force 2 Beam Wash: 50% Zoom - Blue - Cali Off - Full

## Beam Details

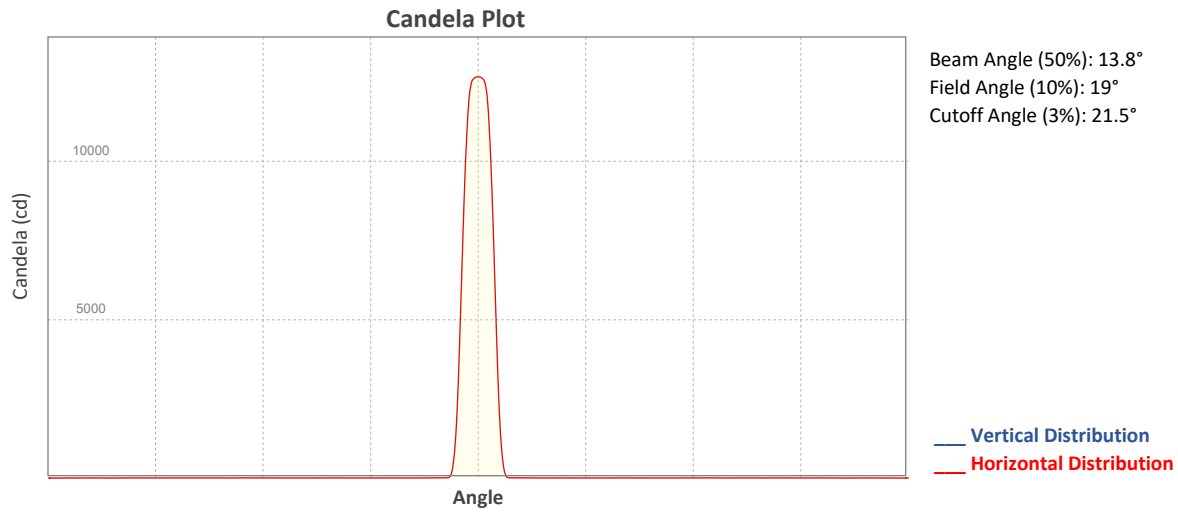


### Beam Intensities from 1-20m (3.3-65.6ft)

Distance	1m	2m	3m	4m	5m	6m	7m	8m	9m	10m
Lux	12654	3164	1406	791	506	352	258	198	156	127
Distance	11m	12m	13m	14m	15m	16m	17m	18m	19m	20m
Lux	105	88	75	65	56	49	44	39	35	32
Distance	3.3ft	6.6ft	9.8ft	13.1ft	16.4ft	19.7ft	23ft	26.2ft	29.5ft	32.8ft
FC	1176	294	131	73	47	33	24	18	15	12
Distance	36.1ft	39.4ft	42.7ft	45.9ft	49.2ft	52.5ft	55.8ft	59.1ft	62.3ft	65.6ft
FC	10	8	7	6	5	5	4	4	3	3

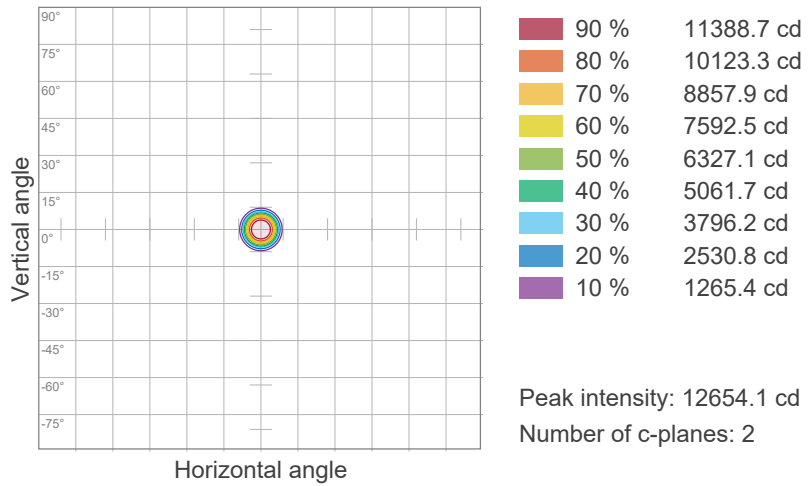
# Photometric & Chromaticity Report

Maverick Force 2 Beam Wash: 50% Zoom - Blue - Cali Off - Full

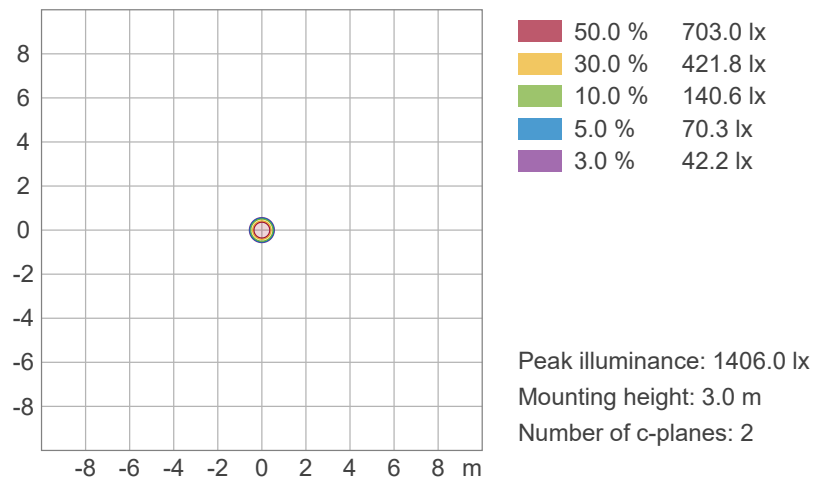


## ISO Diagrams

### ISO Candela Diagram



### ISO Lux Diagram

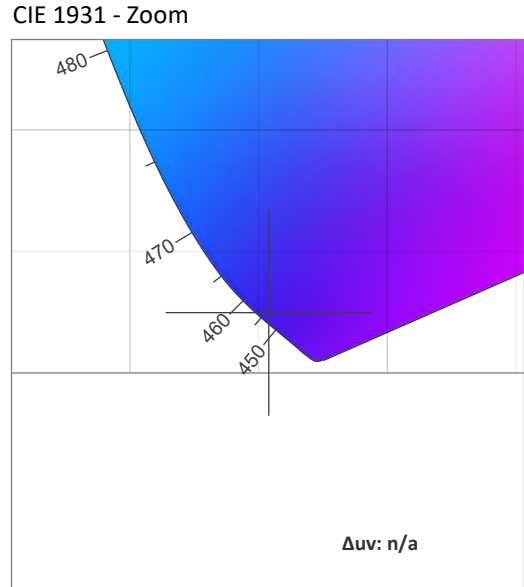
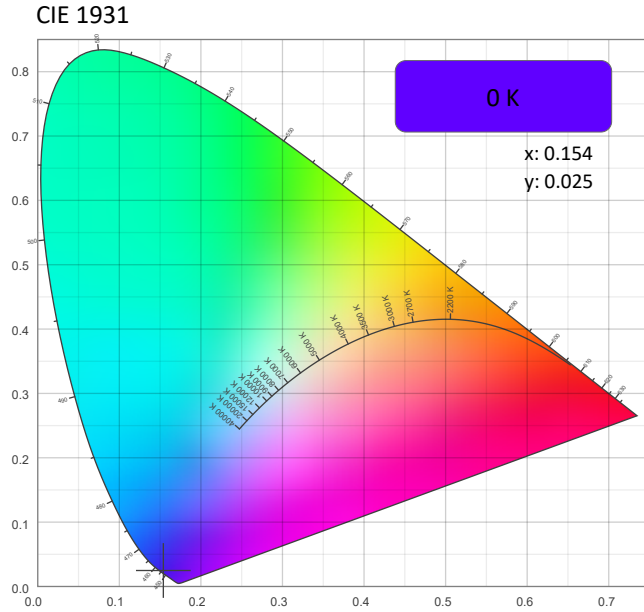




# Photometric & Chromaticity Report

Maverick Force 2 Beam Wash: 50% Zoom - Blue - Cali Off - Full

## Chromaticity



CRI: 0.0 (R1-R8)

0	0	0	0	0	0	0	0	0	0	0	0	0	0	0
R1	R2	R3	R4	R5	R6	R7	R8	R9	R10	R11	R12	R13	R14	R15

CQS: 0.0

0	0	0	0	0	0	0	0	0	0	0	0	0	0	0
Q1	Q2	Q3	Q4	Q5	Q6	Q7	Q8	Q9	Q10	Q11	Q12	Q13	Q14	Q15

### Color Parameters

Color Temperature	Color Coordinate CIE 1931	Color Coordinate CIE 1931
CCT	x	y
0 K	0.154	0.025

Color Deviation from Black Body Curve	Color Coordinate CIE 1964	Color Coordinate CIE 1964
$\Delta uv$	y	u
n/a	0.025	0.206

Color Rendering Index	Red Component	Color Quality Scale
CRI	CRI - R9	CQS
0.0	0.0	0.0

Television Lighting Consistency Index	Color Fidelity	Color Gamut
TLCI	TM30 - Rf	TM30 Rg
n/a	0.0	0.0



# Photometric & Chromaticity Report

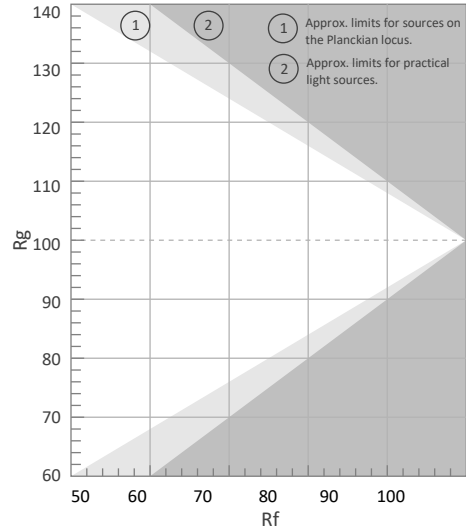
Maverick Force 2 Beam Wash: 50% Zoom - Blue - Cali Off - Full

## TM-30 Details

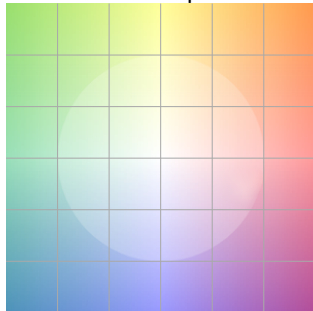
**Rf 0.0**  
Fidelity Index (Rg)

**Rg 0.0**  
Gammut Index (Rg)


Hue Bin	R <sub>f</sub>	Graphic shifts (%)	
		Chroma	Hue
1	0	0%	0%
2	0	0%	0%
3	0	0%	0%
4	0	0%	0%
5	0	0%	0%
6	0	0%	0%
7	0	0%	0%
8	0	0%	0%
9	0	0%	0%
10	0	0%	0%
11	0	0%	0%
12	0	0%	0%
13	0	0%	0%
14	0	0%	0%
15	0	0%	0%
16	0	0%	0%




Color Vector Graphic




Color Distortion Graphic



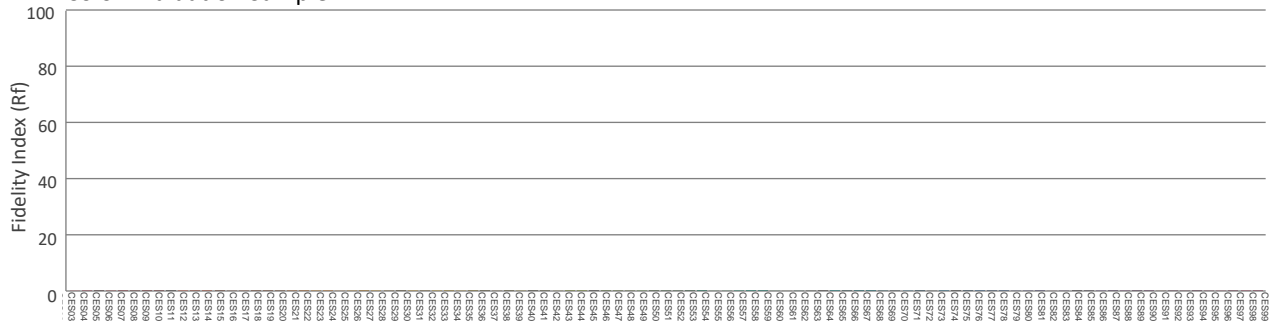
Rf by Hue



Local Chroma Shift by Hue



Color Evaluation Sample



# Photometric & Chromaticity Report

Maverick Force 2 Beam Wash: 50% Zoom - Blue - Cali Off - Auto

## Report Summary

### Measurements

Fixture Output: 750 lm  
Fixture Peak: 12676 cd  
Fixture Efficacy: 4 lm/W  
Intensity @ 5m: 507 lux  
Color Temperature: 0 K  
CRI: 0.0      CRI R9 Value: 0.0  
CQS: 0.0  
TLCI: n/a  
TM-30 Rf: 0.0  
TM-30 Rg: 0.0  
Beam Angle (50%): 13.8°  
Field Angle (10%): 19°  
Cutoff Angle (3%): 21.4°

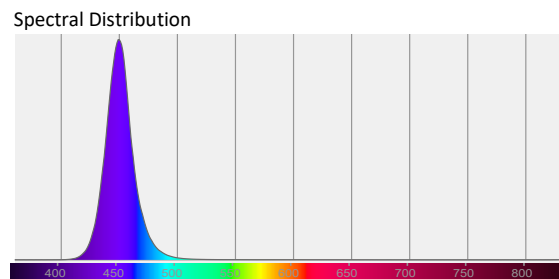
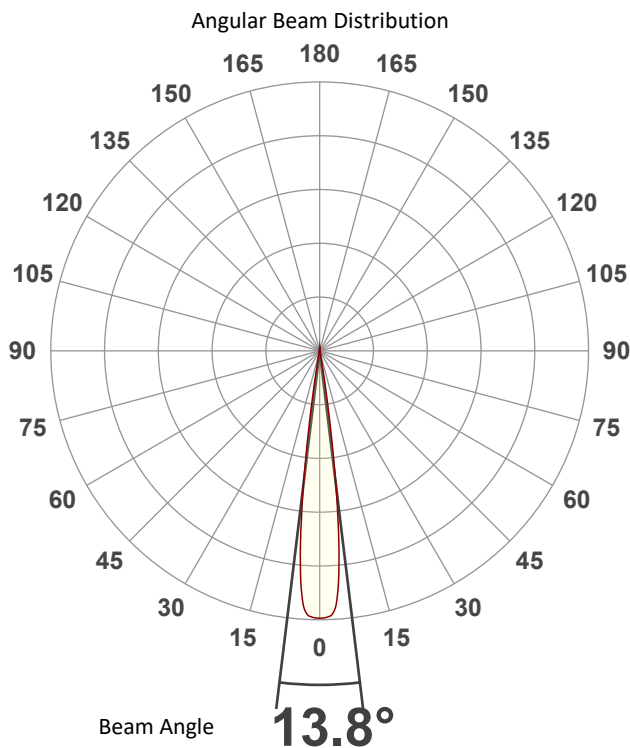


### Conditions

AC Supply: 119 V, 60 Hz  
Power: 205.95 W  
Current: 1.74 A  
Power Factor: 0.99

This data sheet conforms to American National Standard E1.9 – 2007 (R2017). All data was measured and calculated by a Viso Systems LabSpion Goniometer at the Chauvet PD Optics Laboratory in Sunrise, FL on 4/13/2023 to LM-63-2002 Standards.

## Overall Measurement



Tested Color (CIE 1931):

X: 0.154

Y: 0.025



Light Quality

CRI: 0.0

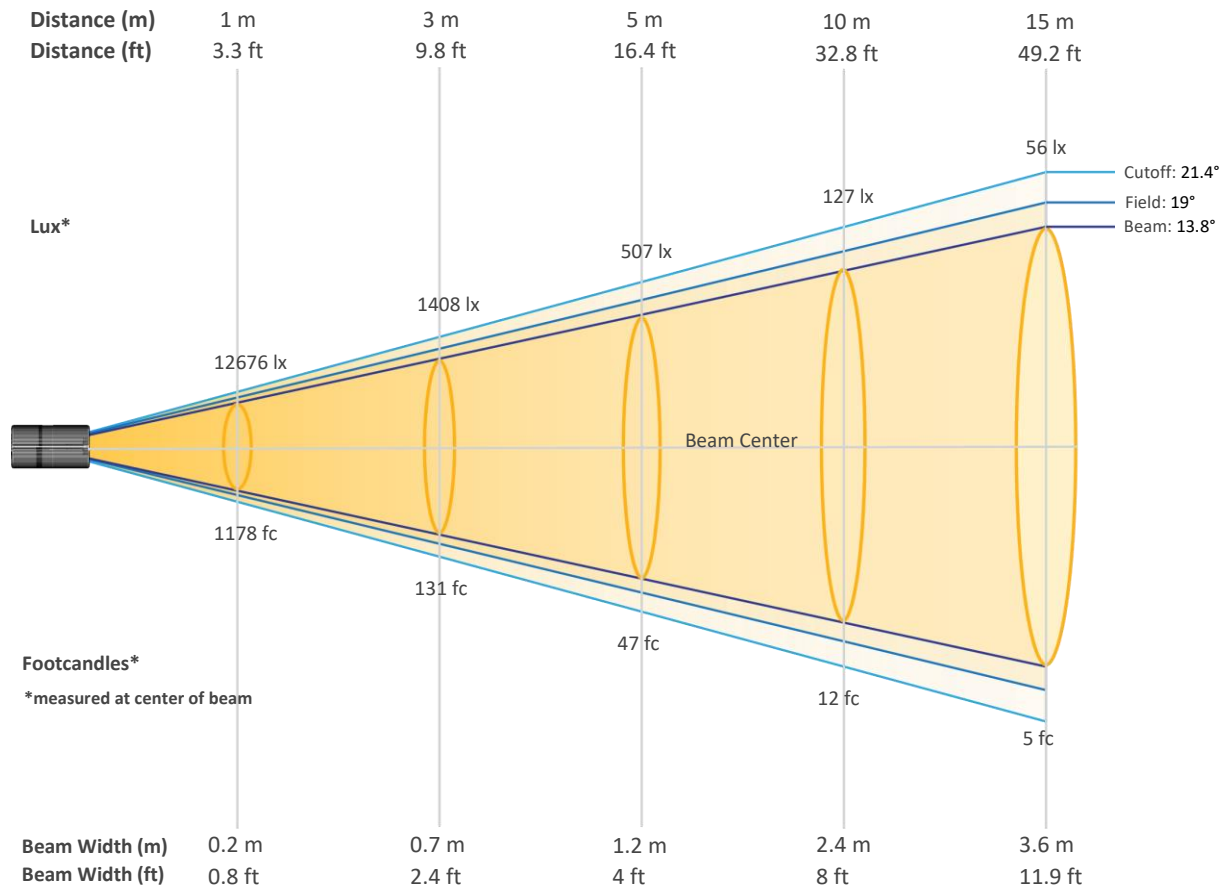
Color Temperature

0 K

# Photometric & Chromaticity Report

Maverick Force 2 Beam Wash: 50% Zoom - Blue - Cali Off - Auto

## Beam Details

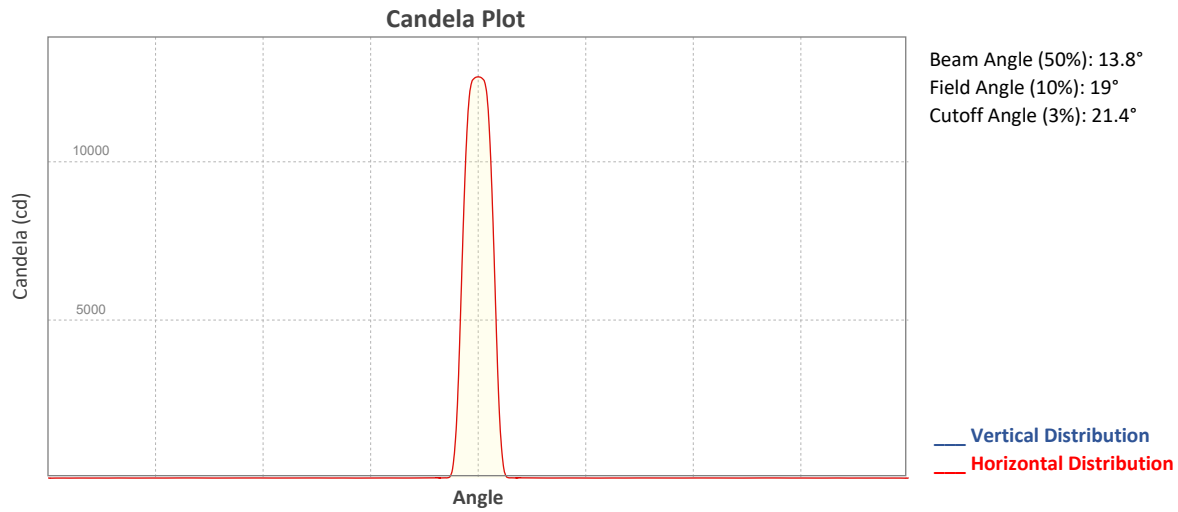


### Beam Intensities from 1-20m (3.3-65.6ft)

Distance	1m	2m	3m	4m	5m	6m	7m	8m	9m	10m
Lux	12676	3169	1408	792	507	352	259	198	156	127
Distance	11m	12m	13m	14m	15m	16m	17m	18m	19m	20m
Lux	105	88	75	65	56	50	44	39	35	32
Distance	3.3ft	6.6ft	9.8ft	13.1ft	16.4ft	19.7ft	23ft	26.2ft	29.5ft	32.8ft
FC	1178	294	131	74	47	33	24	18	15	12
Distance	36.1ft	39.4ft	42.7ft	45.9ft	49.2ft	52.5ft	55.8ft	59.1ft	62.3ft	65.6ft
FC	10	8	7	6	5	5	4	4	3	3

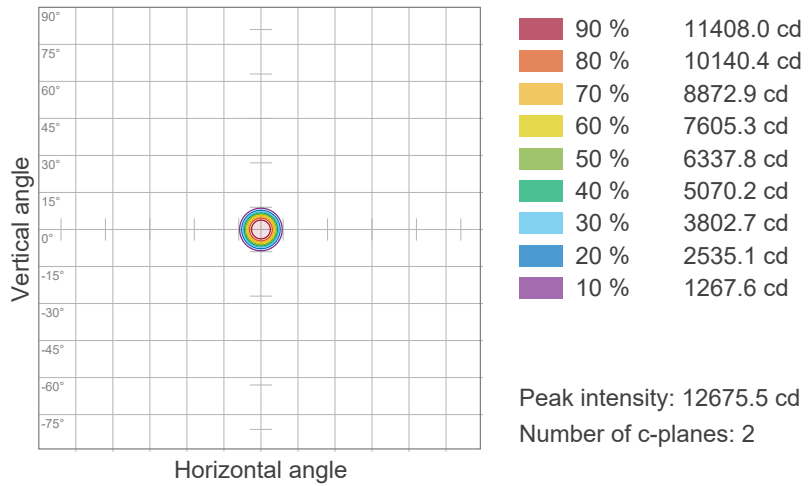
# Photometric & Chromaticity Report

Maverick Force 2 Beam Wash: 50% Zoom - Blue Cali Off - Auto

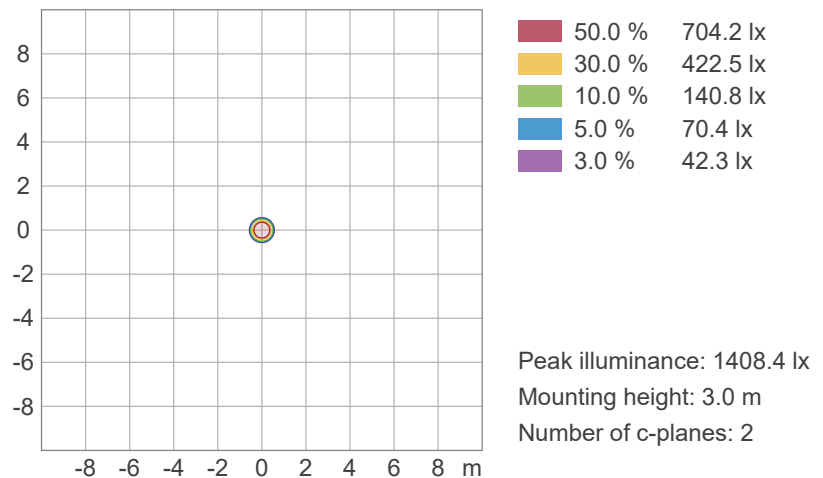


## ISO Diagrams

### ISO Candela Diagram



### ISO Lux Diagram





# Photometric & Chromaticity Report

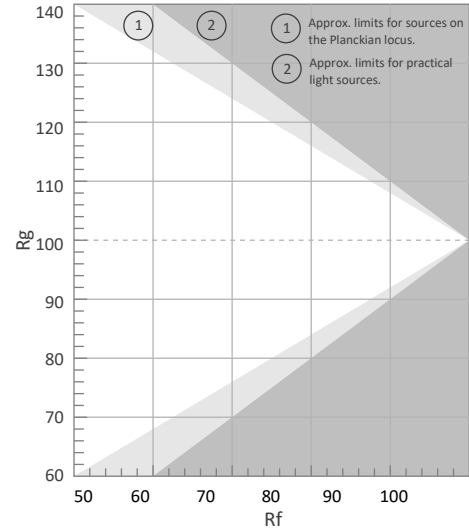
Maverick Force 2 Beam Wash: 50% Zoom - Blue Cali Off - Auto

## TM-30 Details


**Rf 0.0**  
Fidelity Index (Rg)

**Rg 0.0**  
Gammut Index (Rg)


Hue Bin	R <sub>f</sub>	Graphic shifts (%)	
		Chroma	Hue
1	0	0%	0%
2	0	0%	0%
3	0	0%	0%
4	0	0%	0%
5	0	0%	0%
6	0	0%	0%
7	0	0%	0%
8	0	0%	0%
9	0	0%	0%
10	0	0%	0%
11	0	0%	0%
12	0	0%	0%
13	0	0%	0%
14	0	0%	0%
15	0	0%	0%
16	0	0%	0%




Color Vector Graphic




Color Distortion Graphic



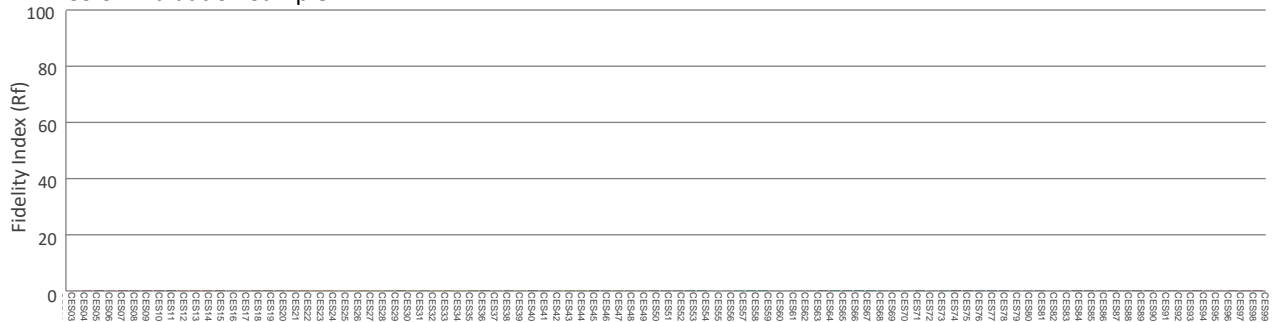
R<sub>f</sub> by Hue



Local Chroma Shift by Hue



Color Evaluation Sample



# Photometric & Chromaticity Report

Maverick Force 2 Beam Wash: 50% Zoom - Blue - Cali Off- ECO

## Report Summary

### Measurements

Fixture Output: 721 lm  
Fixture Peak: 12654 cd  
Fixture Efficacy: 4 lm/W  
Intensity @ 5m: 506 lux  
Color Temperature: 0 K  
CRI: 0.0      CRI R9 Value: 0.0  
CQS: 0.0  
TLCI: n/a  
TM-30 Rf: 0.0  
TM-30 Rg: 0.0  
Beam Angle (50%): 13.8°  
Field Angle (10%): 18.8°  
Cutoff Angle (3%): 21.6°

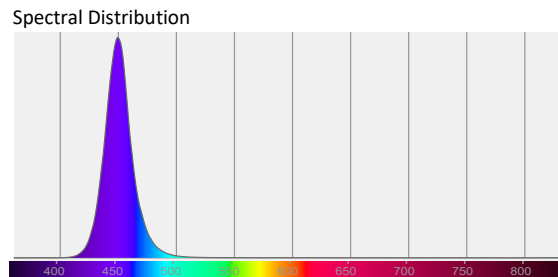
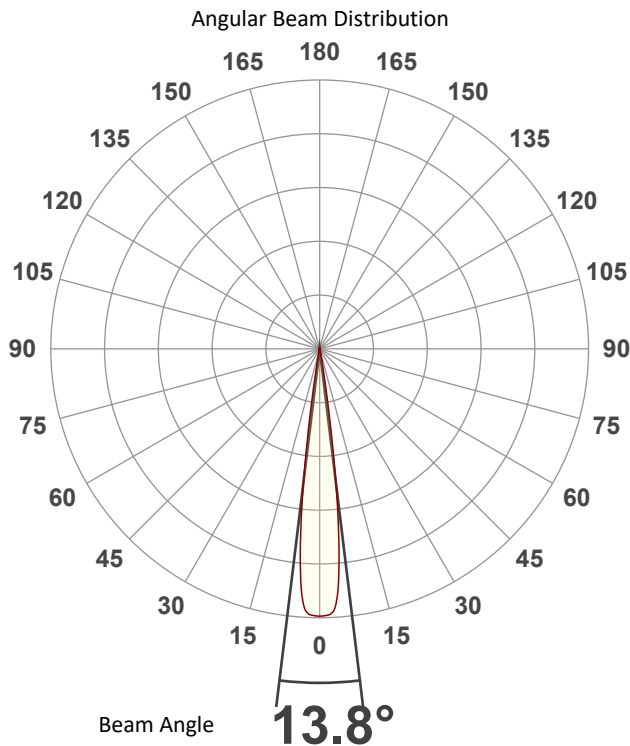


### Conditions

AC Supply: 118 V, 60 Hz  
Power: 204.22 W  
Current: 1.73 A  
Power Factor: 0.99

This data sheet conforms to American National Standard E1.9 – 2007 (R2017). All data was measured and calculated by a Viso Systems LabSpion Goniometer at the Chauvet PD Optics Laboratory in Sunrise, FL on 4/13/2023 to LM-63-2002 Standards.

## Overall Measurement



Tested Color (CIE 1931):

X: 0.154

Y: 0.025



Light Quality

CRI: 0.0

Color Temperature

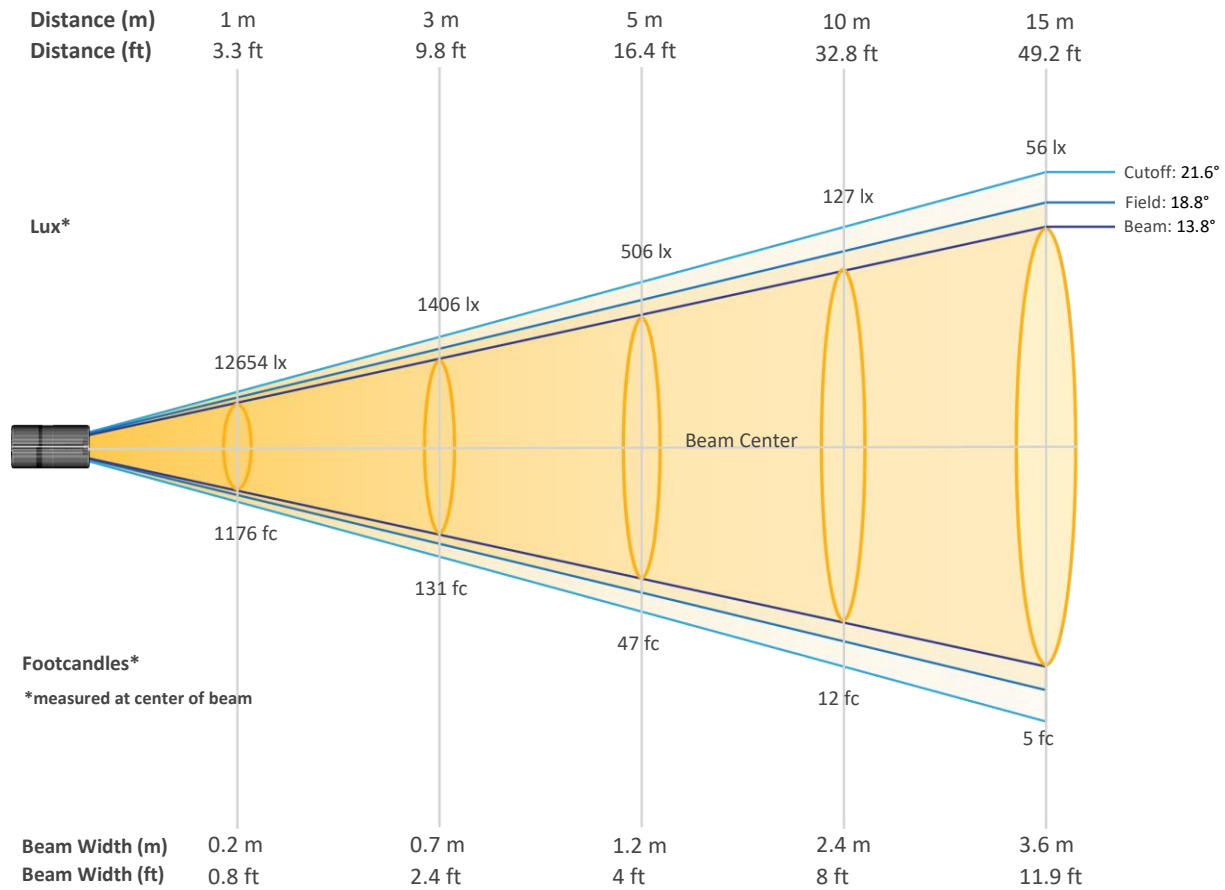
0 K



# Photometric & Chromaticity Report

Maverick Force 2 Beam Wash: 50% Zoom - Blue - Cali Off - ECO

## Beam Details

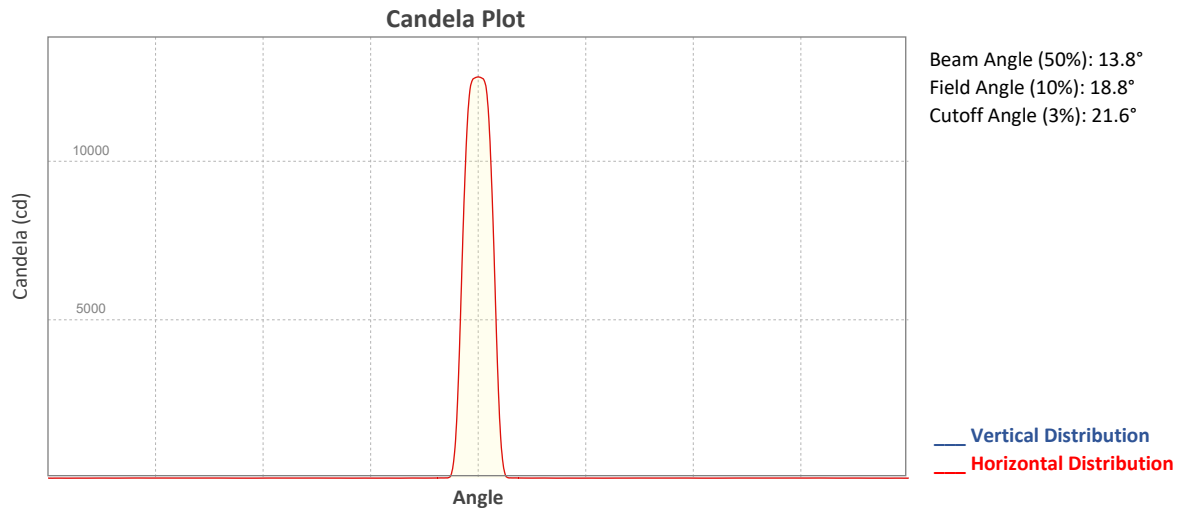


### Beam Intensities from 1-20m (3.3-65.6ft)

Distance	1m	2m	3m	4m	5m	6m	7m	8m	9m	10m
Lux	12654	3164	1406	791	506	352	258	198	156	127
Distance	11m	12m	13m	14m	15m	16m	17m	18m	19m	20m
Lux	105	88	75	65	56	49	44	39	35	32
Distance	3.3ft	6.6ft	9.8ft	13.1ft	16.4ft	19.7ft	23ft	26.2ft	29.5ft	32.8ft
FC	1176	294	131	73	47	33	24	18	15	12
Distance	36.1ft	39.4ft	42.7ft	45.9ft	49.2ft	52.5ft	55.8ft	59.1ft	62.3ft	65.6ft
FC	10	8	7	6	5	5	4	4	3	3

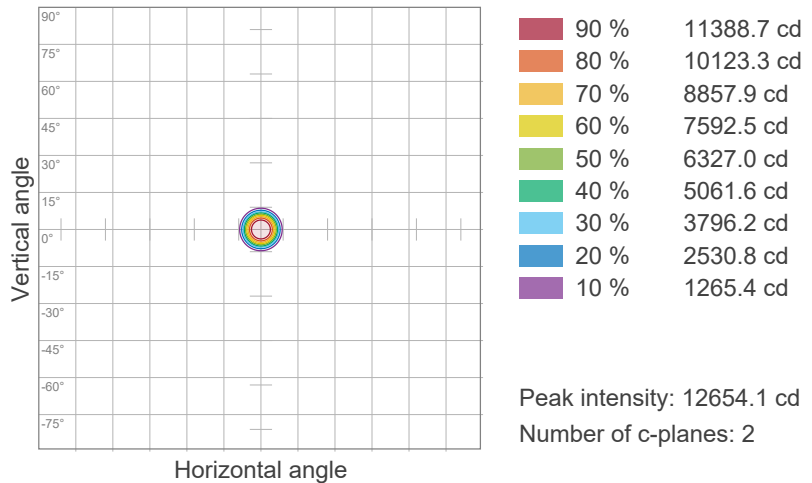
# Photometric & Chromaticity Report

Maverick Force 2 Beam Wash: 50% Zoom - Blue - Cali Off - ECO

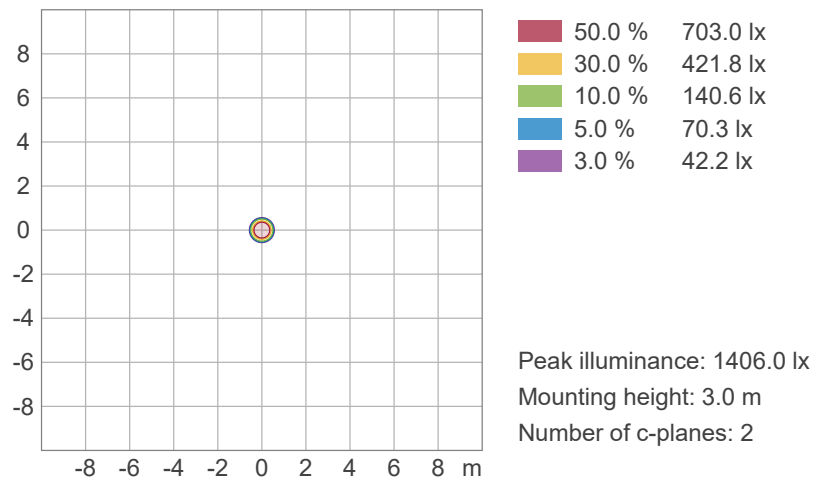


## ISO Diagrams

### ISO Candela Diagram



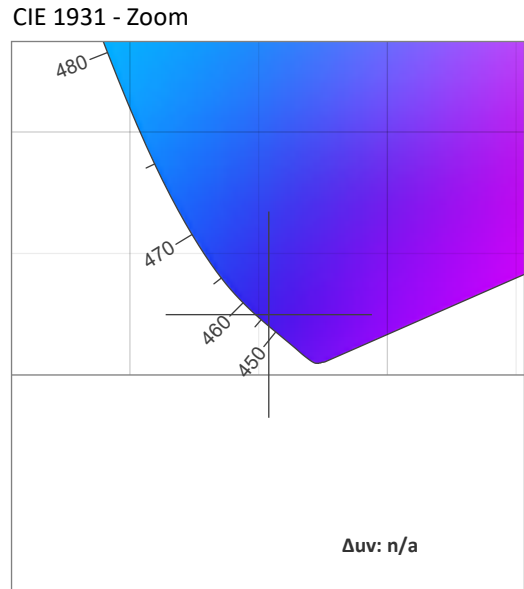
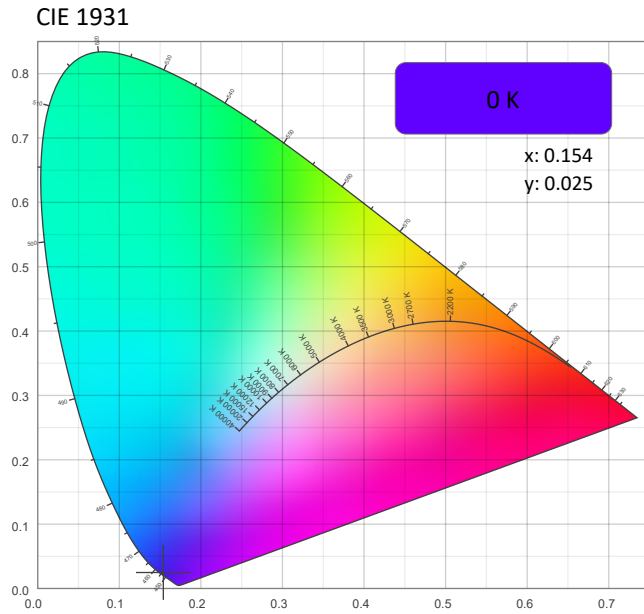
### ISO Lux Diagram



# Photometric & Chromaticity Report

Maverick Force 2 Beam Wash: 50% Zoom - Blue - Cali Off - ECO

## Chromaticity



### CRI: 0.0 (R1-R8)

0	0	0	0	0	0	0	0	0	0	0	0	0	0	0
R1	R2	R3	R4	R5	R6	R7	R8	R9	R10	R11	R12	R13	R14	R15

### CQS: 0.0

0	0	0	0	0	0	0	0	0	0	0	0	0	0	0
Q1	Q2	Q3	Q4	Q5	Q6	Q7	Q8	Q9	Q10	Q11	Q12	Q13	Q14	Q15

### Color Parameters

Color Temperature	Color Coordinate CIE 1931	Color Coordinate CIE 1931
CCT	x	y
0 K	0.154	0.025

Color Deviation from Black Body Curve	Color Coordinate CIE 1964	Color Coordinate CIE 1964
$\Delta uv$	y	u
n/a	0.025	0.206

Color Rendering Index	Red Component	Color Quality Scale
CRI	CRI - R9	CQS
0.0	0.0	0.0

Television Lighting Consistency Index	Color Fidelity	Color Gamut
TLCI	TM30 - Rf	TM30 Rg
n/a	0.0	0.0

# Photometric & Chromaticity Report

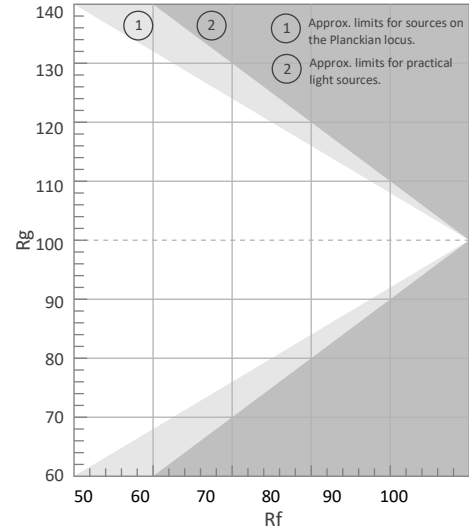
Maverick Force 2 Beam Wash: 50% Zoom - Blue - Cali Off - ECO

## TM-30 Details


**Rf 0.0**  
Fidelity Index (Rg)

**Rg 0.0**  
Gammut Index (Rg)


Hue Bin	R <sub>f</sub>	Graphic shifts (%)	
		Chroma	Hue
1	0	0%	0%
2	0	0%	0%
3	0	0%	0%
4	0	0%	0%
5	0	0%	0%
6	0	0%	0%
7	0	0%	0%
8	0	0%	0%
9	0	0%	0%
10	0	0%	0%
11	0	0%	0%
12	0	0%	0%
13	0	0%	0%
14	0	0%	0%
15	0	0%	0%
16	0	0%	0%



Color Vector Graphic




Color Distortion Graphic



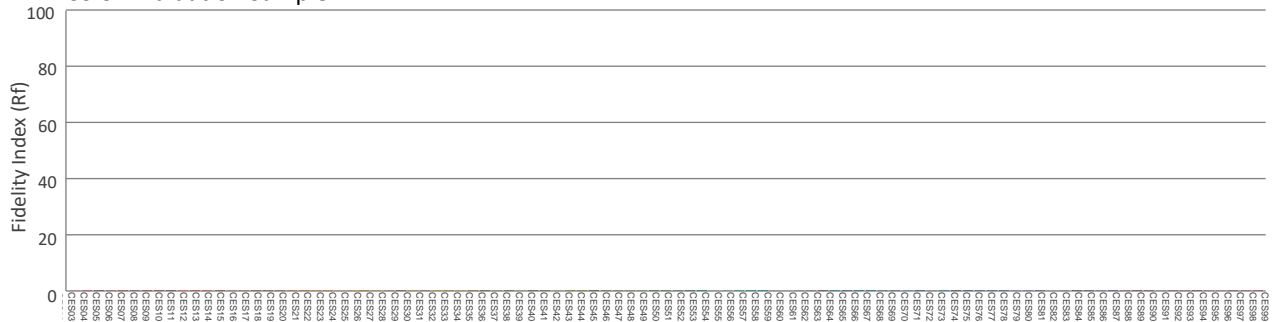
R<sub>f</sub> by Hue



Local Chroma Shift by Hue



Color Evaluation Sample



# Photometric & Chromaticity Report

Maverick Force 2 Beam Wash: 50% Zoom - Blue - Cali Off - TV25

## Report Summary

### Measurements

Fixture Output: 365 lm  
Fixture Peak: 6303 cd  
Fixture Efficacy: 2 lm/W  
Intensity @ 5m: 252 lux  
Color Temperature: 0 K  
CRI: 0.0      CRI R9 Value: 0.0  
CQS: 0.0  
TLCI: n/a  
TM-30 Rf: 0.0  
TM-30 Rg: 0.0  
Beam Angle (50%): 13.8°  
Field Angle (10%): 18.8°  
Cutoff Angle (3%): 21.4°

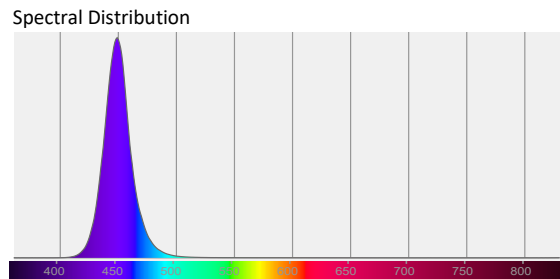
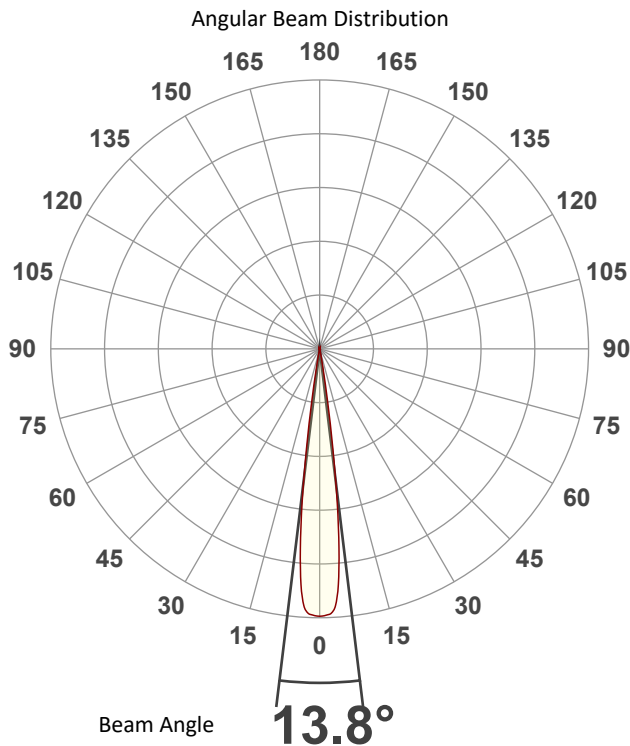


### Conditions

AC Supply: 119 V, 60.1 Hz  
Power: 174.27 W  
Current: 1.47 A  
Power Factor: 0.99

This data sheet conforms to American National Standard E1.9 – 2007 (R2017). All data was measured and calculated by a Viso Systems LabSpion Goniometer at the Chauvet PD Optics Laboratory in Sunrise, FL on 4/13/2023 to LM-63-2002 Standards.

## Overall Measurement



Tested Color (CIE 1931):

X: 0.155

Y: 0.024



Light Quality

CRI: 0.0

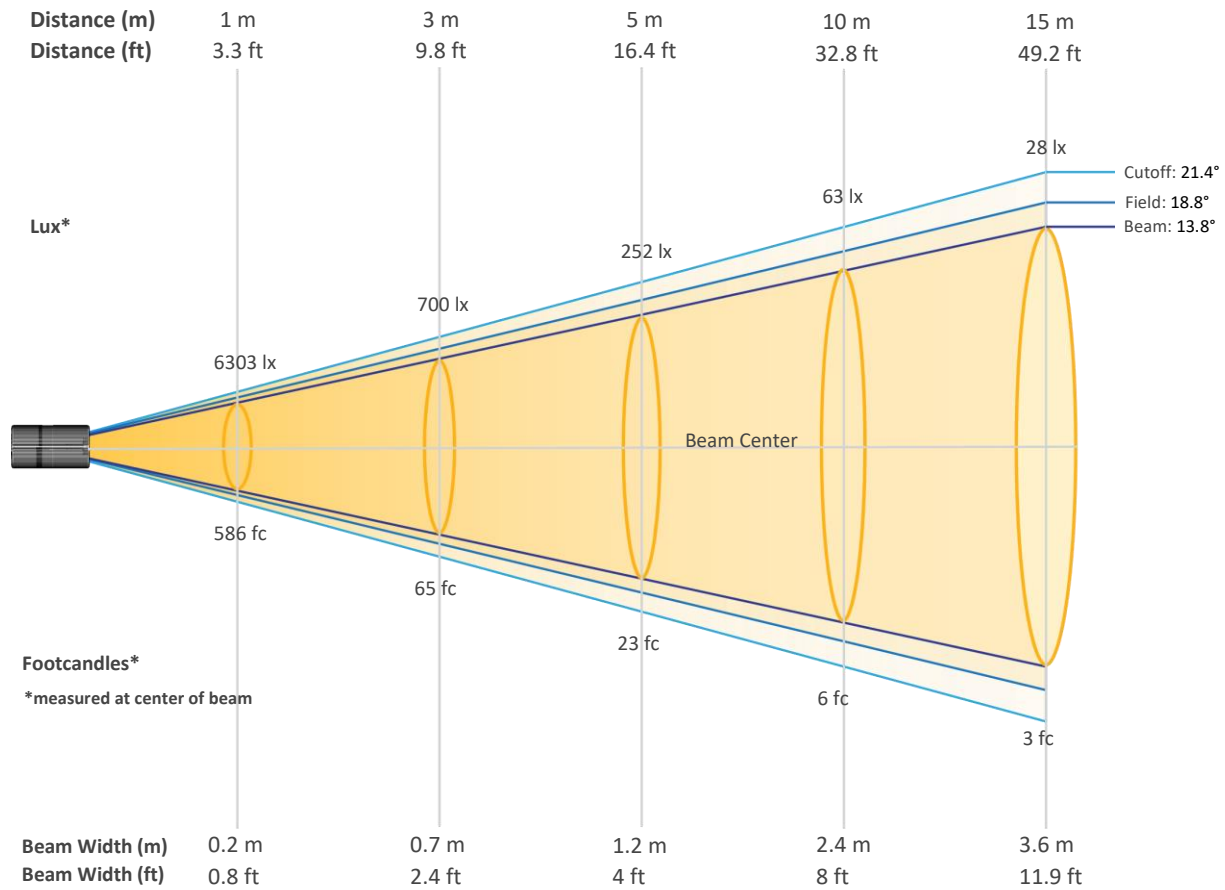
Color Temperature

0 K

# Photometric & Chromaticity Report

Maverick Force 2 Beam Wash: 50% Zoom - Blue - Cali Off - TV25

## Beam Details

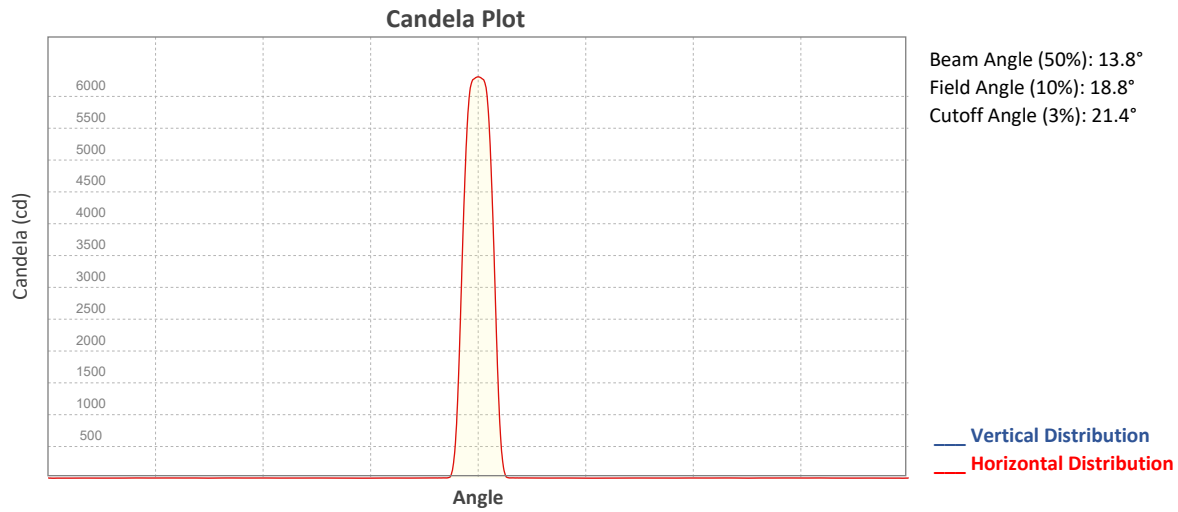


### Beam Intensities from 1-20m (3.3-65.6ft)

Distance	1m	2m	3m	4m	5m	6m	7m	8m	9m	10m
Lux	6303	1576	700	394	252	175	129	98	78	63
Distance	11m	12m	13m	14m	15m	16m	17m	18m	19m	20m
Lux	52	44	37	32	28	25	22	19	17	16
Distance	3.3ft	6.6ft	9.8ft	13.1ft	16.4ft	19.7ft	23ft	26.2ft	29.5ft	32.8ft
FC	586	146	65	37	23	16	12	9	7	6
Distance	36.1ft	39.4ft	42.7ft	45.9ft	49.2ft	52.5ft	55.8ft	59.1ft	62.3ft	65.6ft
FC	5	4	3	3	3	2	2	2	2	1

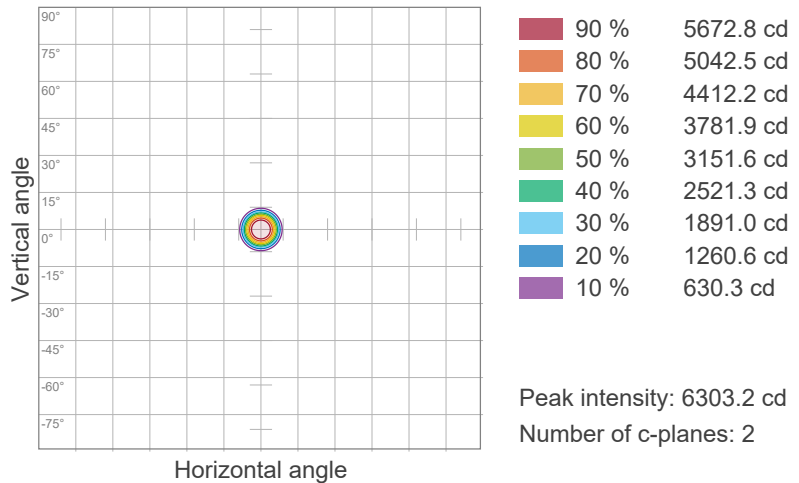
# Photometric & Chromaticity Report

Maverick Force 2 Beam Wash: 50% Zoom - Blue - Cali Off - TV25

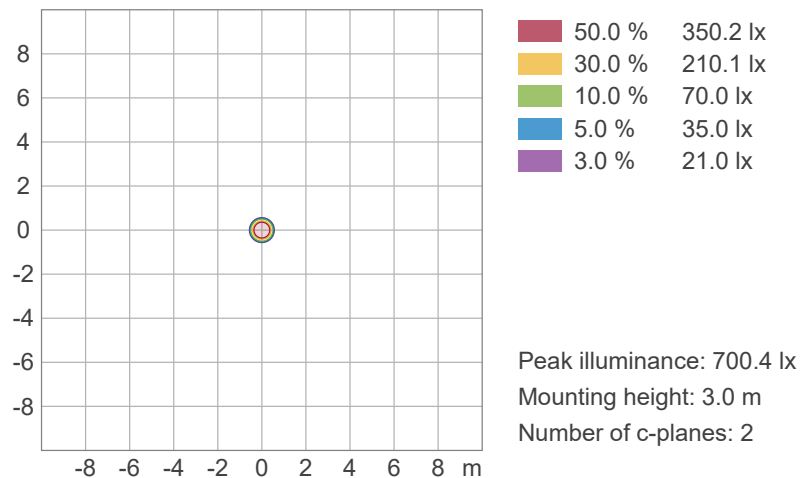


## ISO Diagrams

### ISO Candela Diagram



### ISO Lux Diagram

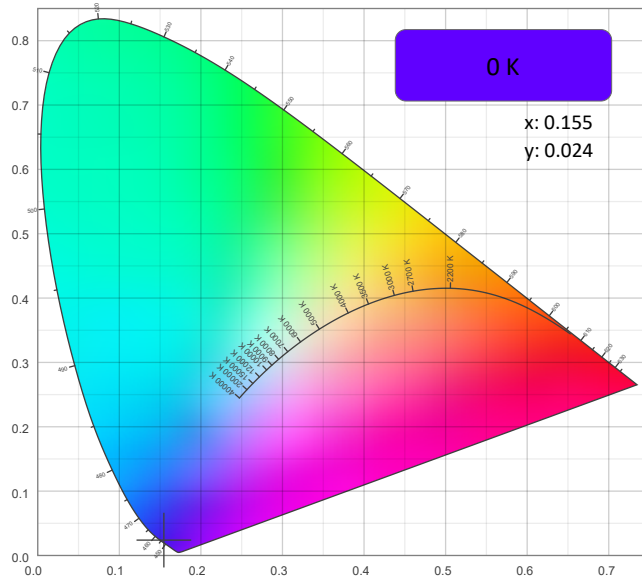


# Photometric & Chromaticity Report

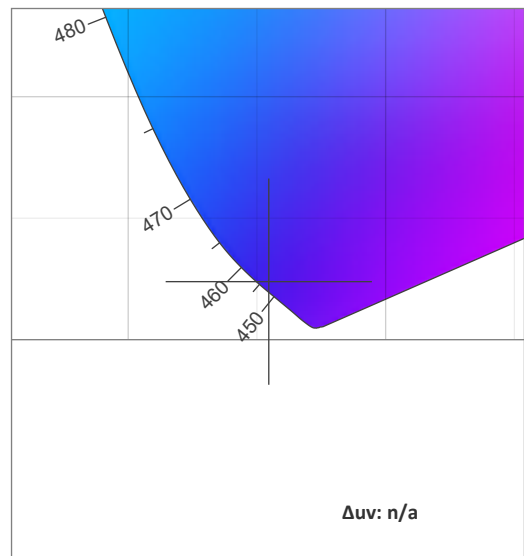
Maverick Force 2 Beam Wash: 50% Zoom - Blue - Cali Off - TV25

## Chromaticity

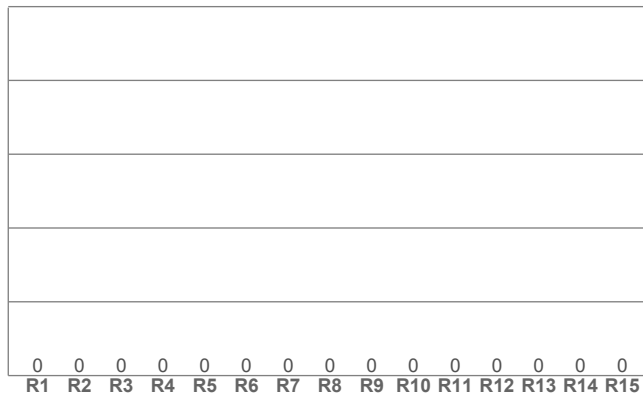
CIE 1931



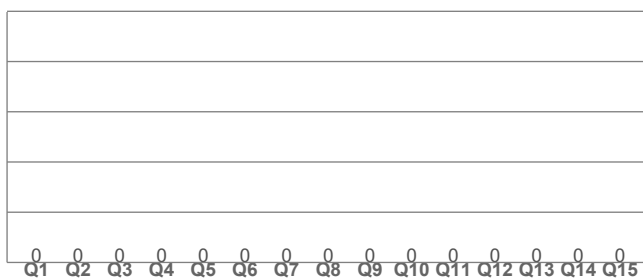
CIE 1931 - Zoom



CRI: 0.0 (R1-R8)



CQS: 0.0



## Color Parameters

Color Temperature	Color Coordinate CIE 1931	Color Coordinate CIE 1931
CCT	x	y
0 K	0.155	0.024

Color Deviation from Black Body Curve	Color Coordinate CIE 1964	Color Coordinate CIE 1964
$\Delta uv$	y	u
n/a	0.024	0.208

Color Rendering Index	Red Component	Color Quality Scale
CRI	CRI - R9	CQS
0.0	0.0	0.0

Television Lighting Consistency Index	Color Fidelity	Color Gamut
TLCI	TM30 - Rf	TM30 Rg
n/a	0.0	0.0





# Photometric & Chromaticity Report

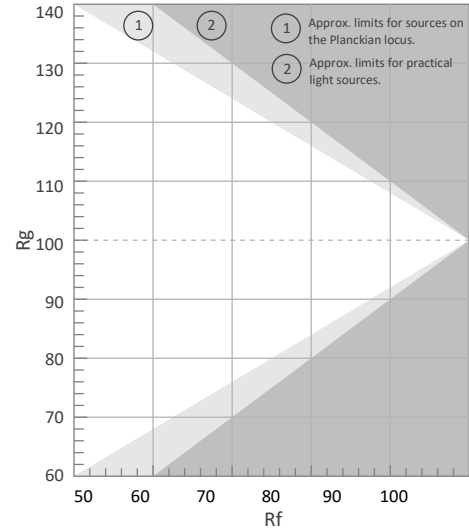
Maverick Force 2 Beam Wash: 50% Zoom - Blue - Cali Off - TV25

## TM-30 Details


**Rf 0.0**  
Fidelity Index (Rg)

**Rg 0.0**  
Gammut Index (Rg)


Hue Bin	R <sub>f</sub>	Graphic shifts (%)	
		Chroma	Hue
1	0	0%	0%
2	0	0%	0%
3	0	0%	0%
4	0	0%	0%
5	0	0%	0%
6	0	0%	0%
7	0	0%	0%
8	0	0%	0%
9	0	0%	0%
10	0	0%	0%
11	0	0%	0%
12	0	0%	0%
13	0	0%	0%
14	0	0%	0%
15	0	0%	0%
16	0	0%	0%




Color Vector Graphic




Color Distortion Graphic



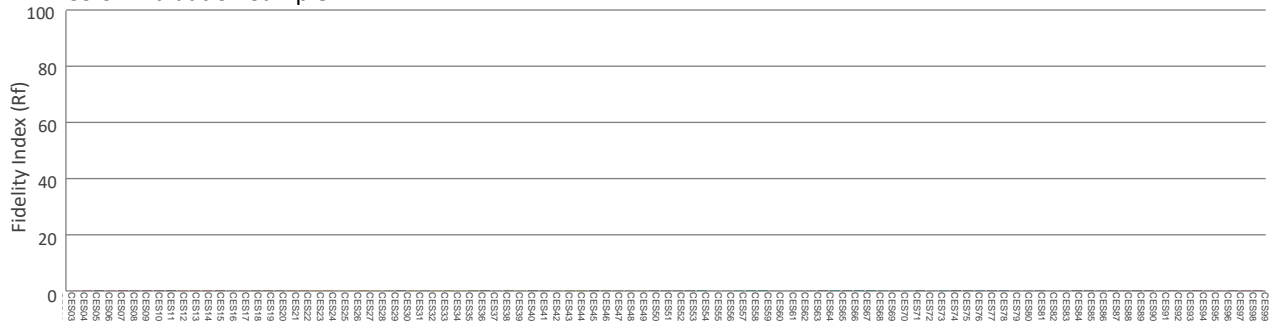
R<sub>f</sub> by Hue



Local Chroma Shift by Hue



Color Evaluation Sample



# Photometric & Chromaticity Report

Maverick Force 2 Beam Wash: 50% Zoom - Blue - Cali Off - TV35

## Report Summary

### Measurements

Fixture Output: 312 lm  
Fixture Peak: 4933 cd  
Fixture Efficacy: 2 lm/W  
Intensity @ 5m: 197 lux  
Color Temperature: 0 K  
CRI: 0.0      CRI R9 Value: 0.0  
CQS: 0.0  
TLCI: n/a  
TM-30 Rf: 0.0  
TM-30 Rg: 0.0  
Beam Angle (50%): 13.8°  
Field Angle (10%): 19°  
Cutoff Angle (3%): 21.6°

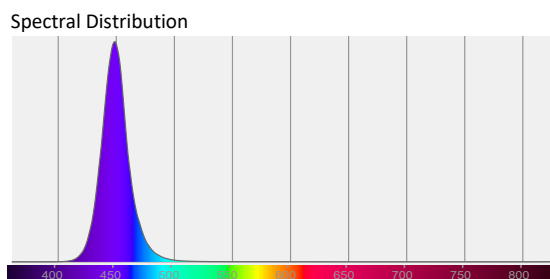
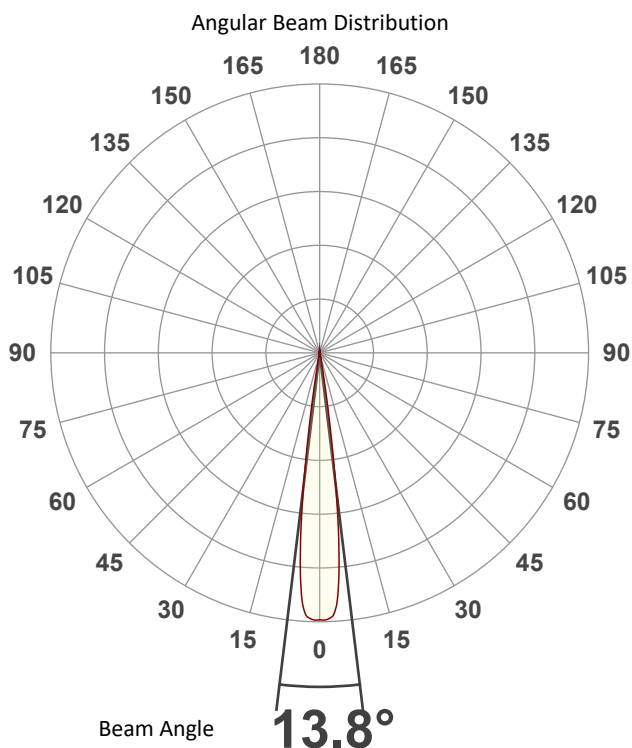


### Conditions

AC Supply: 119 V, 60.1 Hz  
Power: 174.2 W  
Current: 1.47 A  
Power Factor: 0.99

This data sheet conforms to American National Standard E1.9 – 2007 (R2017). All data was measured and calculated by a Viso Systems LabSpion Goniometer at the Chauvet PD Optics Laboratory in Sunrise, FL on 4/13/2023 to LM-63-2002 Standards.

## Overall Measurement



Tested Color (CIE 1931):

X: 0.155

Y: 0.023



Light Quality

CRI: 0.0

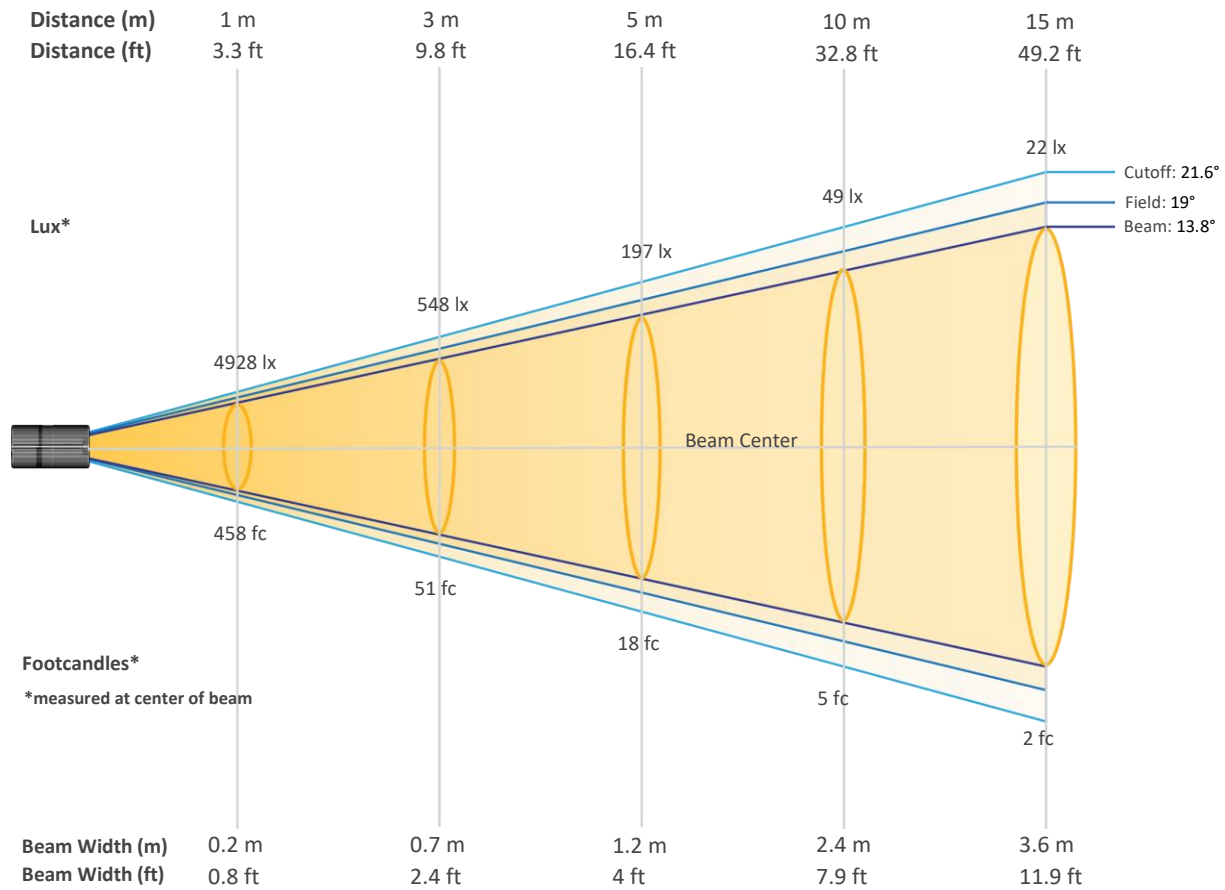
Color Temperature

0 K

# Photometric & Chromaticity Report

Maverick Force 2 Beam Wash: 50% Zoom - Blue - Cali Off - TV35

## Beam Details

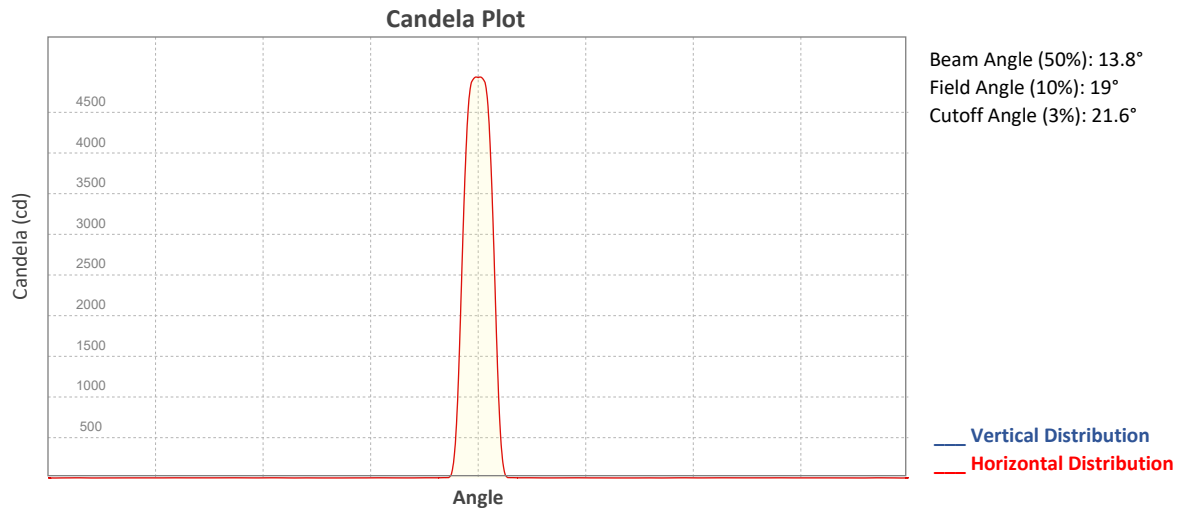


### Beam Intensities from 1-20m (3.3-65.6ft)

Distance	1m	2m	3m	4m	5m	6m	7m	8m	9m	10m
Lux	4928	1232	548	308	197	137	101	77	61	49
Distance	11m	12m	13m	14m	15m	16m	17m	18m	19m	20m
Lux	41	34	29	25	22	19	17	15	14	12
Distance	3.3ft	6.6ft	9.8ft	13.1ft	16.4ft	19.7ft	23ft	26.2ft	29.5ft	32.8ft
FC	458	114	51	29	18	13	9	7	6	5
Distance	36.1ft	39.4ft	42.7ft	45.9ft	49.2ft	52.5ft	55.8ft	59.1ft	62.3ft	65.6ft
FC	4	3	3	2	2	2	2	1	1	1

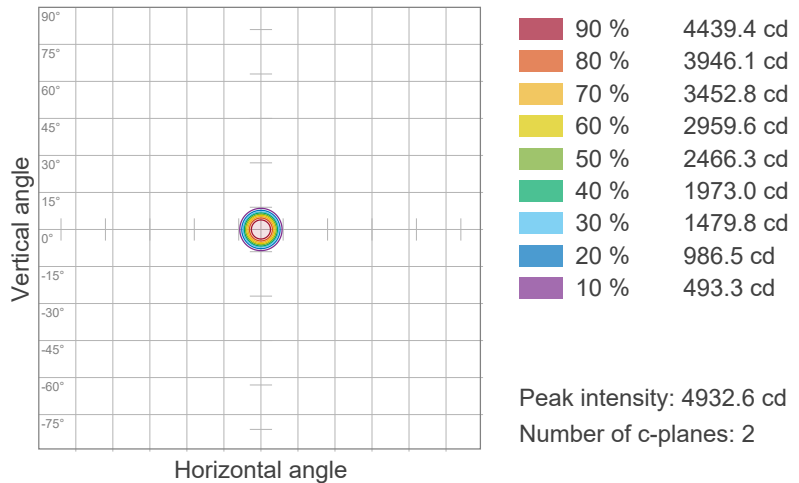
# Photometric & Chromaticity Report

Maverick Force 2 Beam Wash: 50% Zoom - Blue - Cali Off - TV35

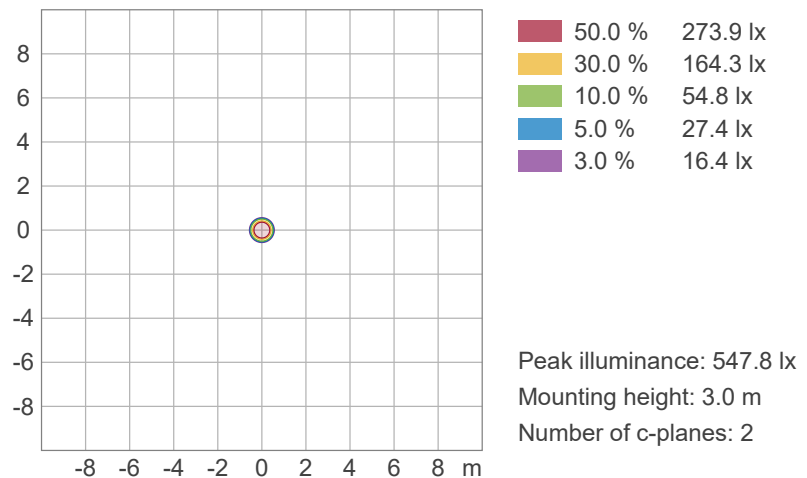


## ISO Diagrams

### ISO Candela Diagram



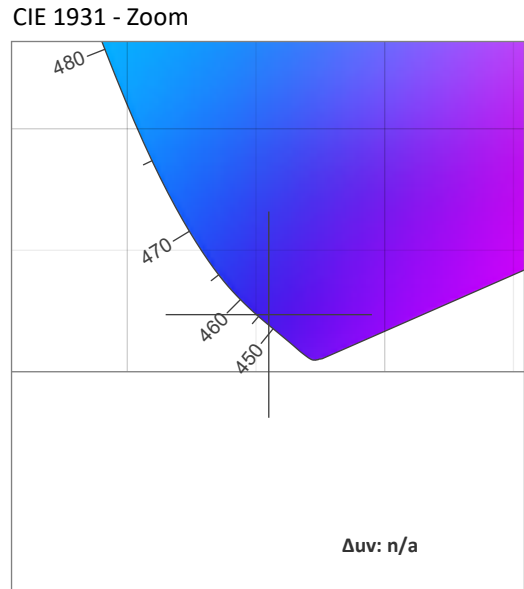
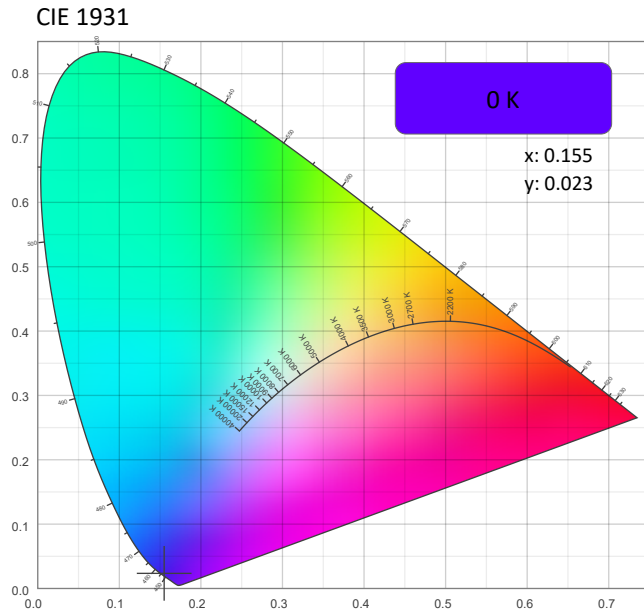
### ISO Lux Diagram



# Photometric & Chromaticity Report

Maverick Force 2 Beam Wash: 50% Zoom - Blue - Cali Off - TV35

## Chromaticity



### CRI: 0.0 (R1-R8)

0	0	0	0	0	0	0	0	0	0	0	0	0	0	0
R1	R2	R3	R4	R5	R6	R7	R8	R9	R10	R11	R12	R13	R14	R15

### CQS: 0.0

0	0	0	0	0	0	0	0	0	0	0	0	0	0	0
Q1	Q2	Q3	Q4	Q5	Q6	Q7	Q8	Q9	Q10	Q11	Q12	Q13	Q14	Q15

### Color Parameters

Color Temperature	Color Coordinate CIE 1931	Color Coordinate CIE 1931
CCT	x	y
0 K	0.155	0.023

Color Deviation from Black Body Curve	Color Coordinate CIE 1964	Color Coordinate CIE 1964
$\Delta uv$	y	u
n/a	0.023	0.209

Color Rendering Index	Red Component	Color Quality Scale
CRI	CRI - R9	CQS
0.0	0.0	0.0

Television Lighting Consistency Index	Color Fidelity	Color Gamut
TLCI	TM30 - Rf	TM30 Rg
n/a	0.0	0.0

# Photometric & Chromaticity Report

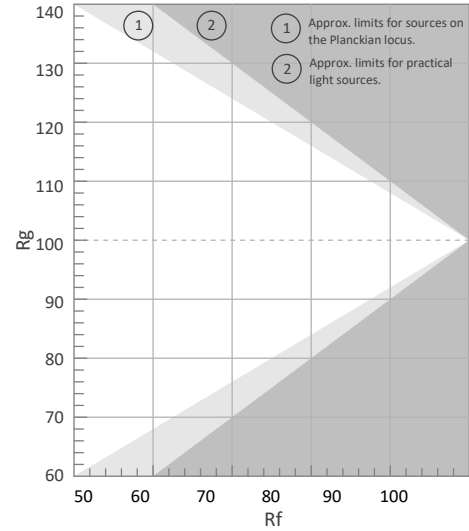
Maverick Force 2 Beam Wash: 50% Zoom - Blue - Cali Off - TV35

## TM-30 Details


**Rf 0.0**  
Fidelity Index (Rg)

**Rg 0.0**  
Gammut Index (Rg)


Hue Bin	R <sub>f</sub>	Graphic shifts (%)	
		Chroma	Hue
1	0	0%	0%
2	0	0%	0%
3	0	0%	0%
4	0	0%	0%
5	0	0%	0%
6	0	0%	0%
7	0	0%	0%
8	0	0%	0%
9	0	0%	0%
10	0	0%	0%
11	0	0%	0%
12	0	0%	0%
13	0	0%	0%
14	0	0%	0%
15	0	0%	0%
16	0	0%	0%



Color Vector Graphic




Color Distortion Graphic



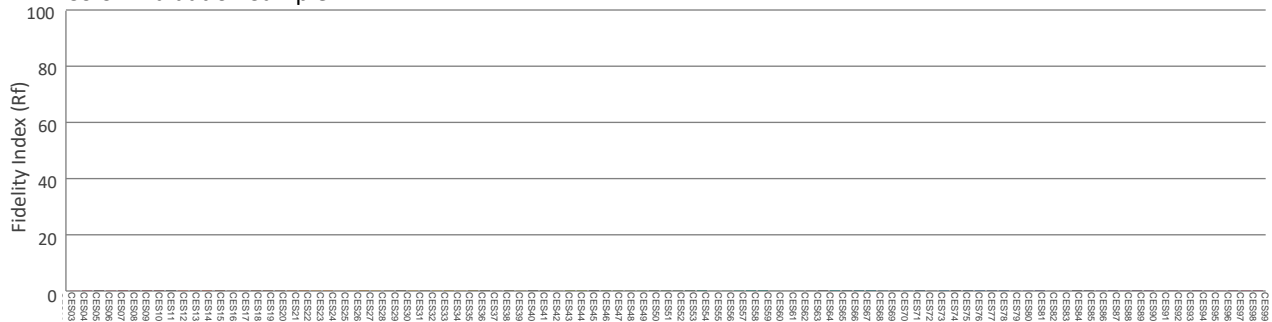
R<sub>f</sub> by Hue



Local Chroma Shift by Hue



Color Evaluation Sample



# Photometric & Chromaticity Report

Maverick Force 2 Beam Wash: 50% Zoom - White - Cali Off - Full

## Report Summary

### Measurements

Fixture Output: 3275 lm  
Fixture Peak: 57427 cd  
Fixture Efficacy: 16 lm/W  
Intensity @ 5m: 2297 lux  
Color Temperature: 8275 K  
CRI: 71.6    CRI R9 Value: 6.7  
CQS: 65.6  
TLCI: 43  
TM-30 Rf: 65.9  
TM-30 Rg: 97.9  
Beam Angle (50%): 14.5°  
Field Angle (10%): 19.6°  
Cutoff Angle (3%): 22°

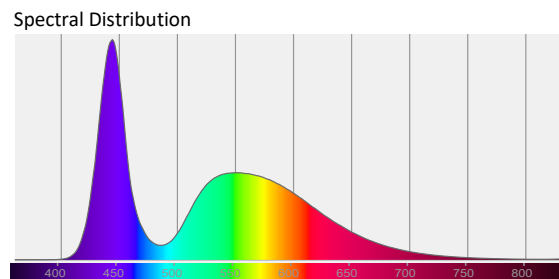
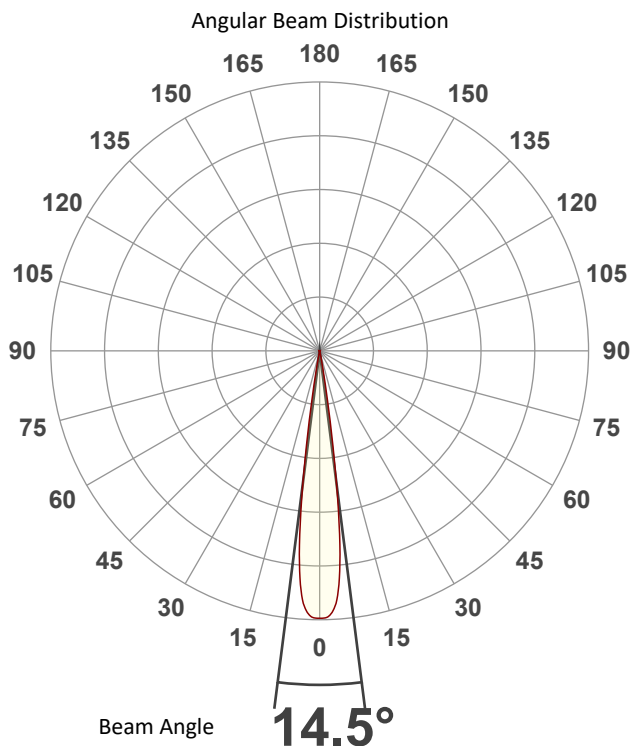


### Conditions

AC Supply: 118 V, 60 Hz  
Power: 207.48 W  
Current: 1.75 A  
Power Factor: 0.99

This data sheet conforms to American National Standard E1.9 – 2007 (R2017). All data was measured and calculated by a Viso Systems LabSpion Goniometer at the Chauvet PD Optics Laboratory in Sunrise, FL on 4/13/2023 to LM-63-2002 Standards.

## Overall Measurement



Tested Color (CIE 1931):  
X: 0.298  
Y: 0.288

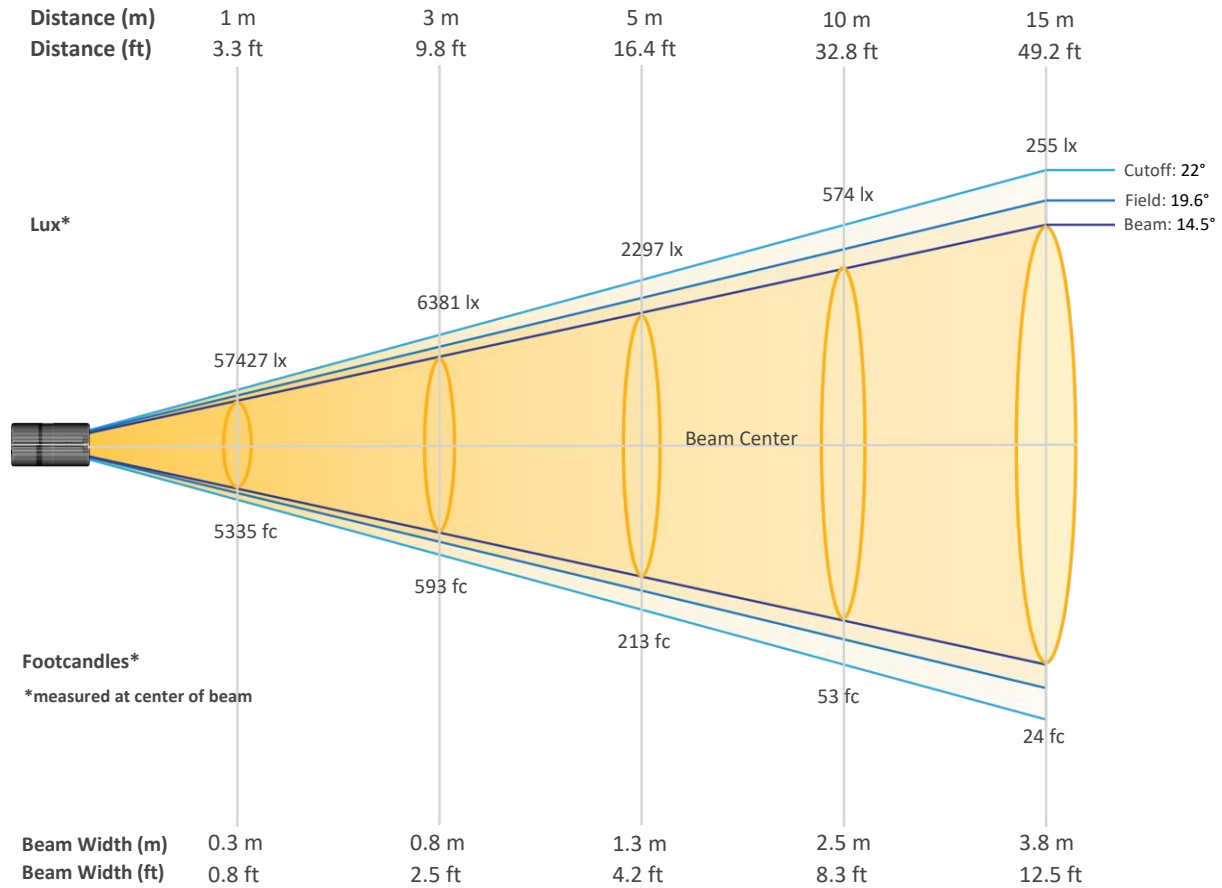
Light Quality  
CRI: 71.6

Color Temperature  
8275 K

# Photometric & Chromaticity Report

Maverick Force 2 Beam Wash: 50% Zoom - White - Cali Off - Full

## Beam Details



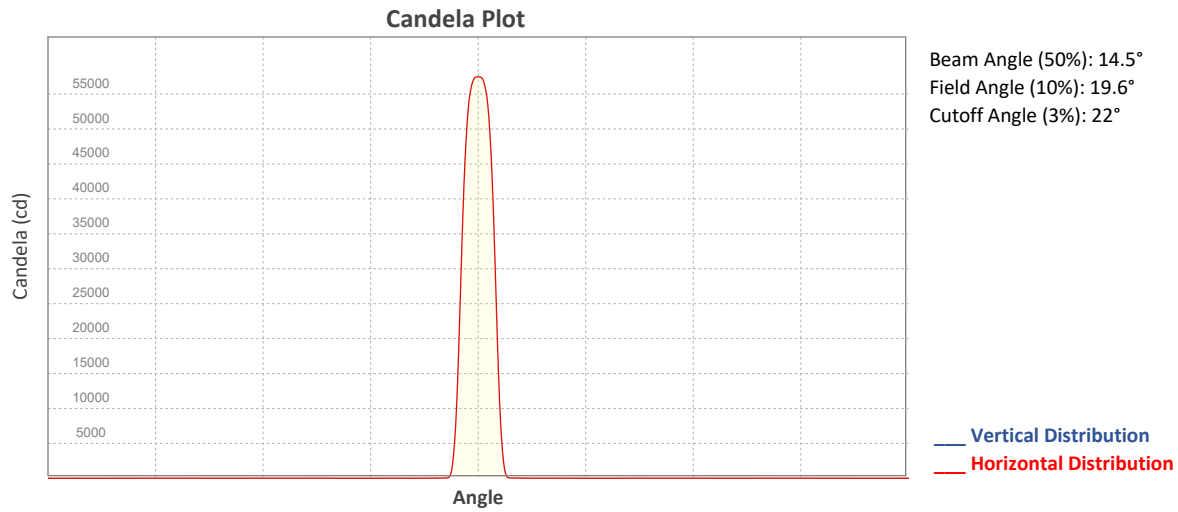
### Beam Intensities from 1-20m (3.3-65.6ft)

Distance	1m	2m	3m	4m	5m	6m	7m	8m	9m	10m
Lux	57427	14357	6381	3589	2297	1595	1172	897	709	574
Distance	11m	12m	13m	14m	15m	16m	17m	18m	19m	20m
Lux	475	399	340	293	255	224	199	177	159	144
Distance	3.3ft	6.6ft	9.8ft	13.1ft	16.4ft	19.7ft	23ft	26.2ft	29.5ft	32.8ft
FC	5335	1334	593	333	213	148	109	83	66	53
Distance	36.1ft	39.4ft	42.7ft	45.9ft	49.2ft	52.5ft	55.8ft	59.1ft	62.3ft	65.6ft
FC	44	37	32	27	24	21	18	16	15	13



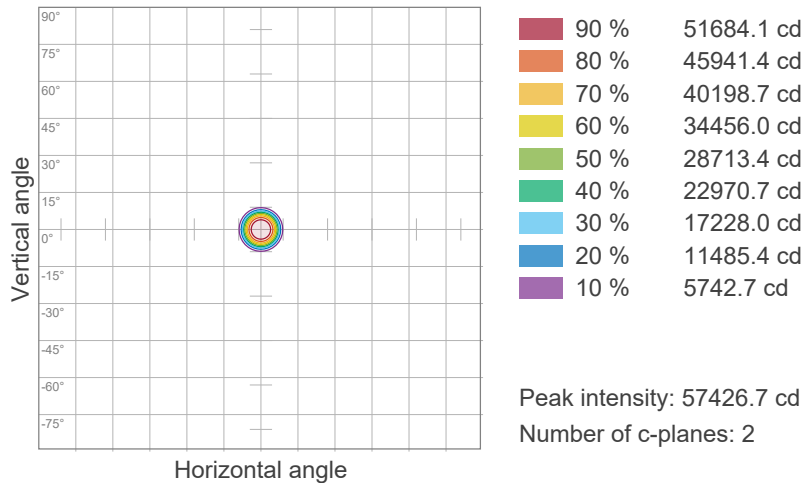
# Photometric & Chromaticity Report

Maverick Force 2 Beam Wash: 50% Zoom - White - Cali Off - Full

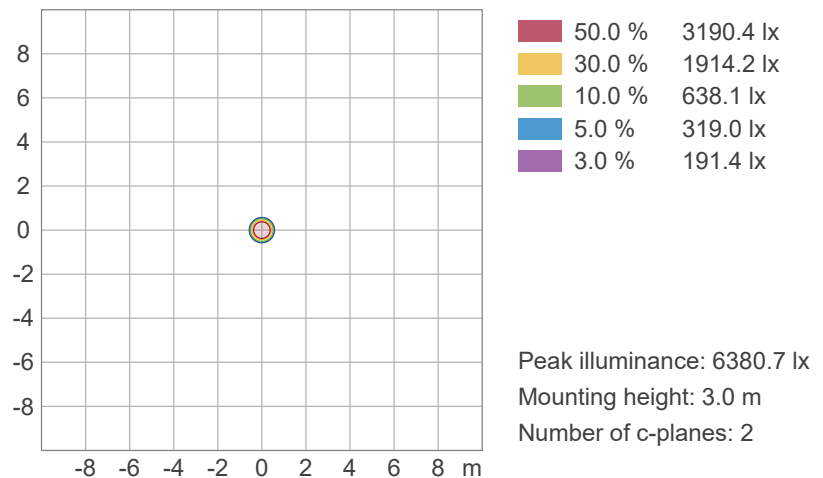


## ISO Diagrams

### ISO Candela Diagram



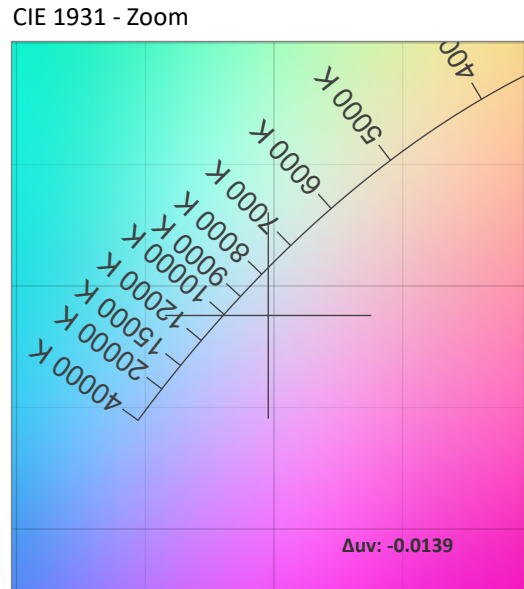
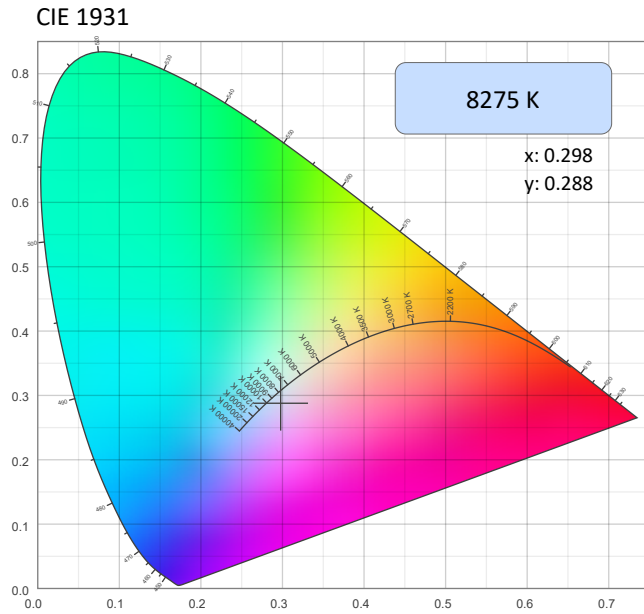
### ISO Lux Diagram



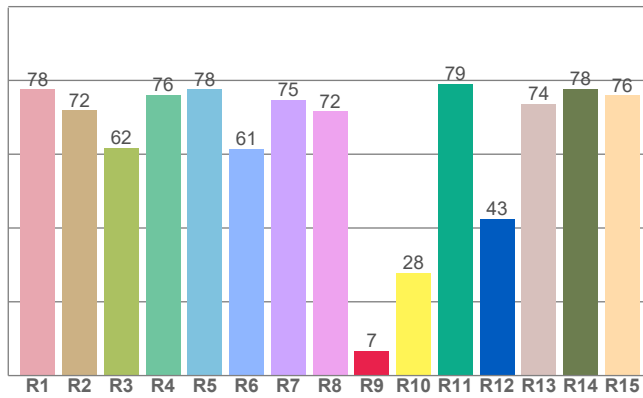
# Photometric & Chromaticity Report

Maverick Force 2 Beam Wash: 50% Zoom - White - Cali Off - Full

## Chromaticity



CRI: 71.6 (R1-R8)

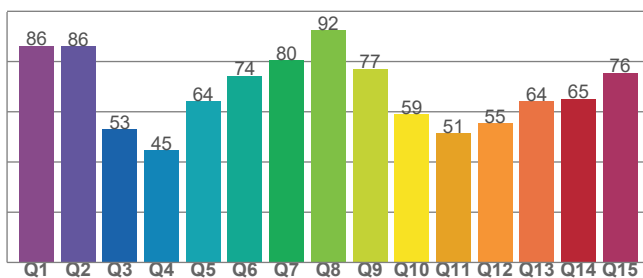


Color Parameters

Color Temperature	Color Coordinate CIE 1931	Color Coordinate CIE 1931
CCT	x	y
8275 K	0.298	0.288

Color Deviation from Black Body Curve	Color Coordinate CIE 1964	Color Coordinate CIE 1964
Δuv	y	u
-0.0139	0.288	0.203

CQS: 65.6



Color Rendering Index	Red Component	Color Quality Scale
CRI	CRI - R9	CQS
71.6	6.7	65.6

Television Lighting Consistency Index	Color Fidelity	Color Gamut
TLCI	TM30 - Rf	TM30 Rg
43	65.9	97.9

# Photometric & Chromaticity Report

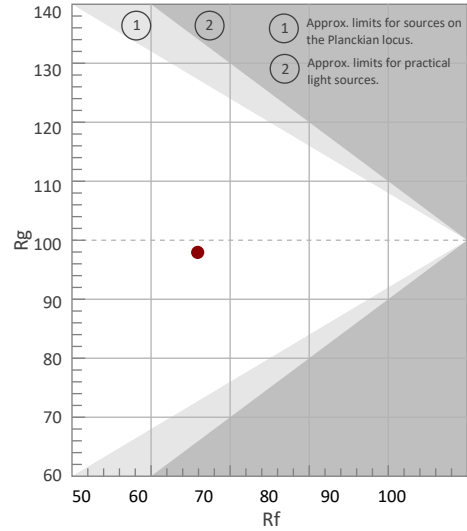
Maverick Force 2 Beam Wash: 50% Zoom - White - Cali Off - Full

## TM-30 Details

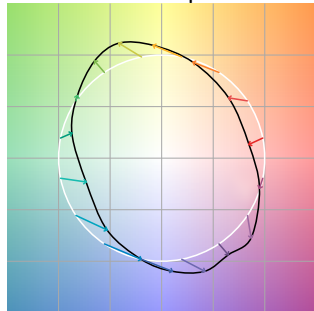
**Rf 65.9**  
Fidelity Index (Rg)

**Rg 97.9**  
Gammut Index (Rg)

Hue Bin	R <sub>f</sub>	Graphic shifts (%)	
		Chroma	Hue
1	73	-14%	-3%
2	68	-14%	13%
3	58	-6%	26%
4	52	6%	29%
5	61	17%	19%
6	78	15%	2%
7	91	2%	-5%
8	79	-10%	-7%
9	74	-24%	8%
10	54	-17%	28%
11	24	-7%	38%
12	57	6%	32%
13	69	16%	20%
14	76	14%	2%
15	75	15%	-16%
16	82	-1%	-10%



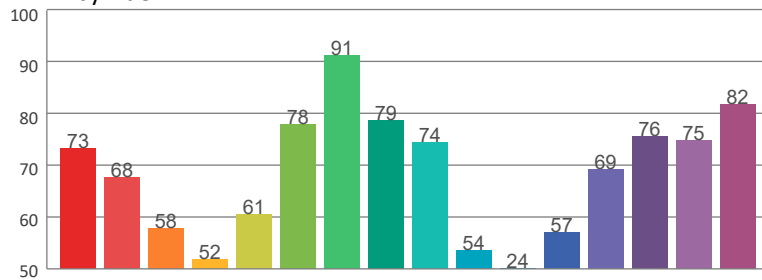
Color Vector Graphic



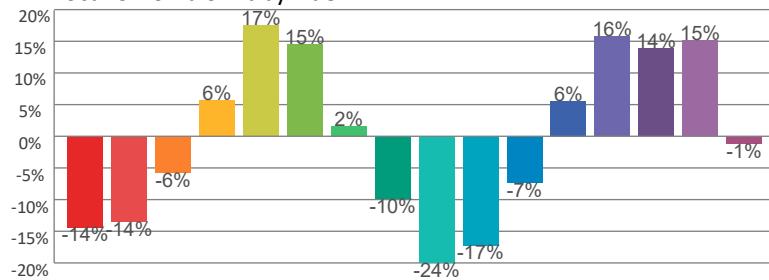
Color Distortion Graphic



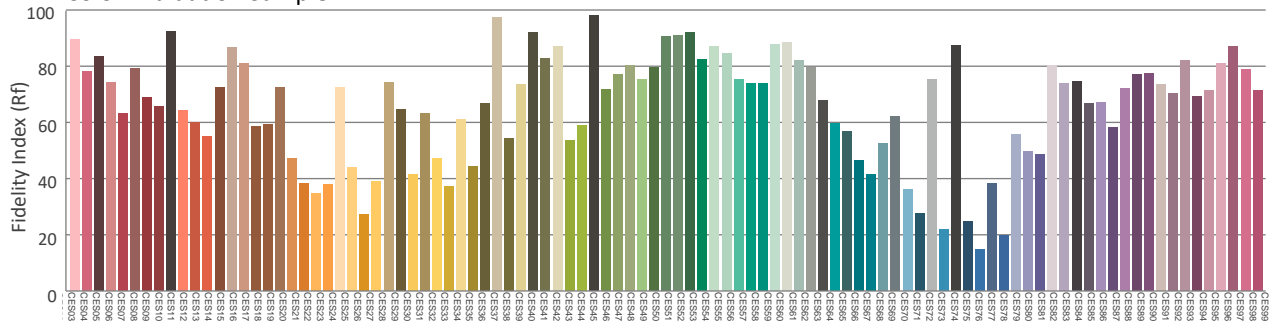
R<sub>f</sub> by Hue



Local Chroma Shift by Hue



Color Evaluation Sample



# Photometric & Chromaticity Report

Maverick Force 2 Beam Wash: 50% Zoom - White - Cali Off - Auto

## Report Summary

### Measurements

Fixture Output: 3299 lm  
Fixture Peak: 57417 cd  
Fixture Efficacy: 16 lm/W  
Intensity @ 5m: 2297 lux  
Color Temperature: 8232 K  
CRI: 71.6    CRI R9 Value: 6.5  
CQS: 65.7  
TLCI: 43  
TM-30 Rf: 65.9  
TM-30 Rg: 97.9  
Beam Angle (50%): 14.5°  
Field Angle (10%): 19.9°  
Cutoff Angle (3%): 22.7°

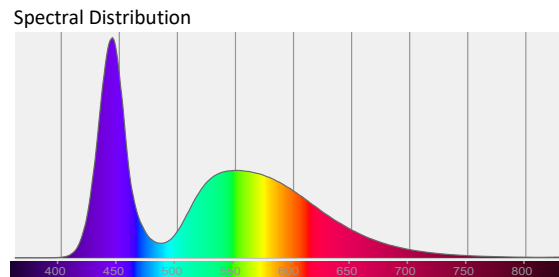
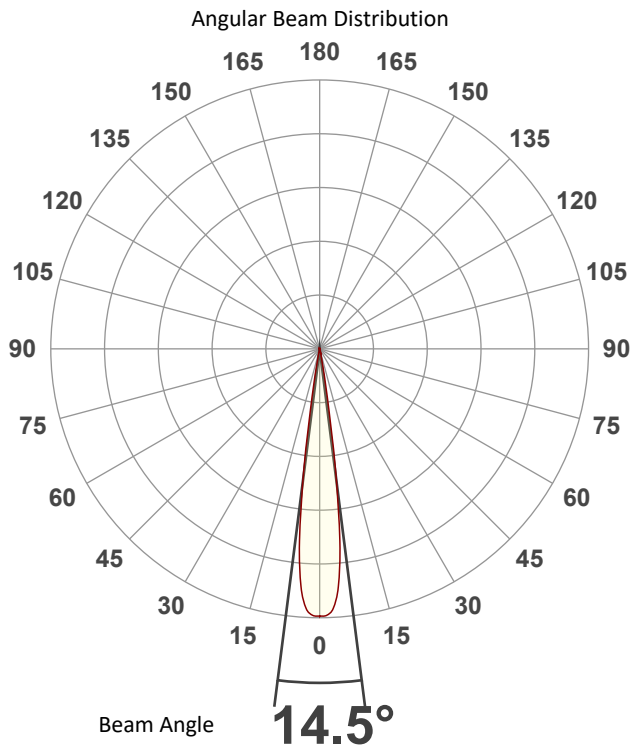


### Conditions

AC Supply: 118 V, 60 Hz  
Power: 206.88 W  
Current: 1.75 A  
Power Factor: 0.99

This data sheet conforms to American National Standard E1.9 – 2007 (R2017). All data was measured and calculated by a Viso Systems LabSpion Goniometer at the Chauvet PD Optics Laboratory in Sunrise, FL on 4/13/2023 to LM-63-2002 Standards.


## Overall Measurement



Tested Color (CIE 1931):

X: 0.298

Y: 0.288



Light Quality

CRI: 71.6

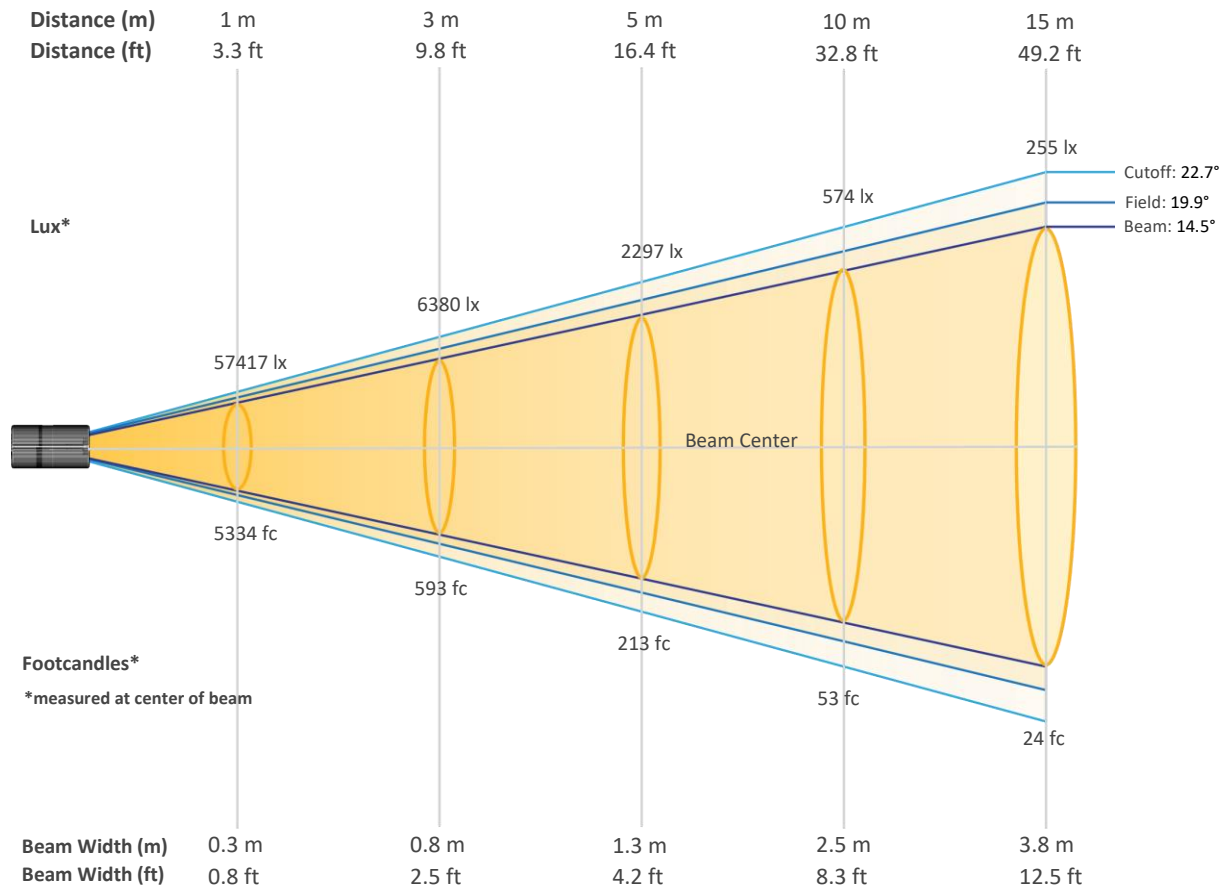
Color Temperature

8232 K

# Photometric & Chromaticity Report

Maverick Force 2 Beam Wash: 50% Zoom - White - Cali Off - Auto

## Beam Details

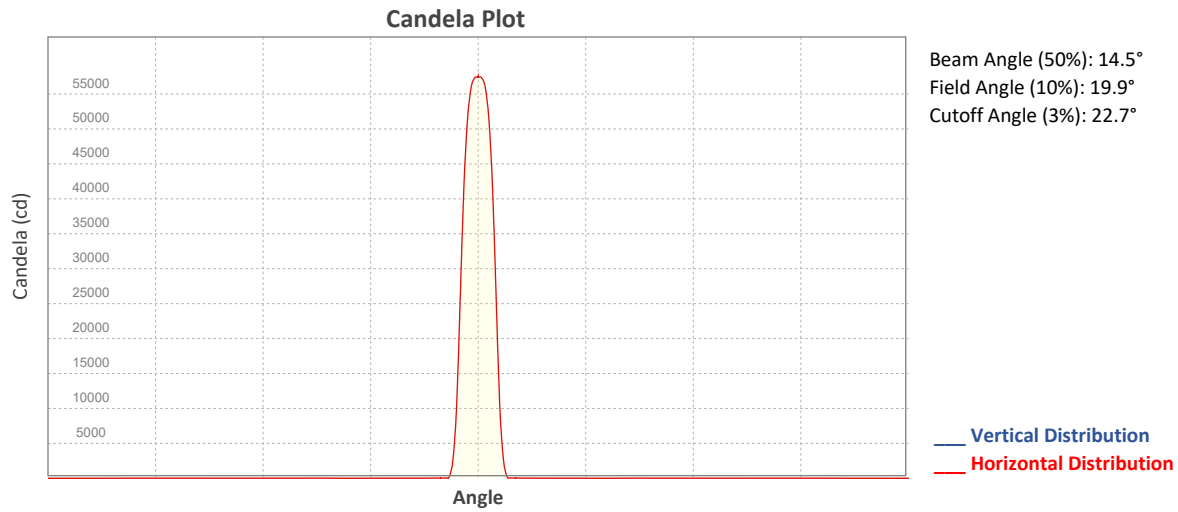


### Beam Intensities from 1-20m (3.3-65.6ft)

Distance	1m	2m	3m	4m	5m	6m	7m	8m	9m	10m
Lux	57417	14354	6380	3589	2297	1595	1172	897	709	574
Distance	11m	12m	13m	14m	15m	16m	17m	18m	19m	20m
Lux	475	399	340	293	255	224	199	177	159	144
Distance	3.3ft	6.6ft	9.8ft	13.1ft	16.4ft	19.7ft	23ft	26.2ft	29.5ft	32.8ft
FC	5334	1334	593	333	213	148	109	83	66	53
Distance	36.1ft	39.4ft	42.7ft	45.9ft	49.2ft	52.5ft	55.8ft	59.1ft	62.3ft	65.6ft
FC	44	37	32	27	24	21	18	16	15	13

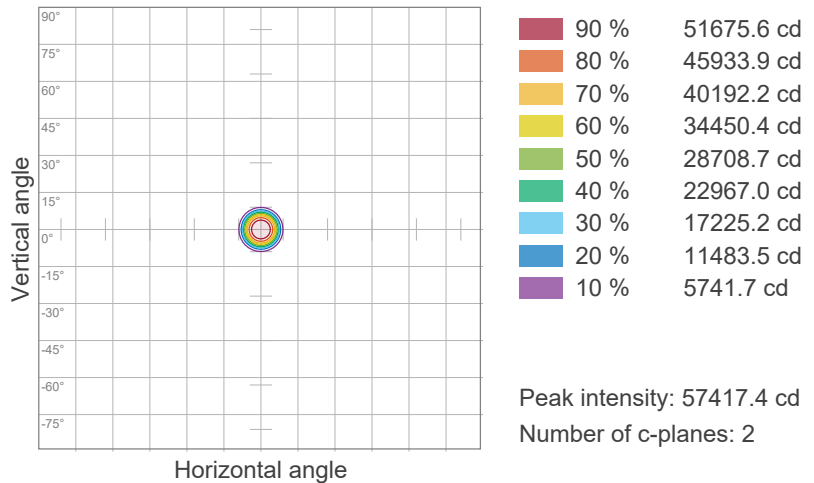
# Photometric & Chromaticity Report

Maverick Force 2 Beam Wash: 50% Zoom - White - Cali Off - Auto

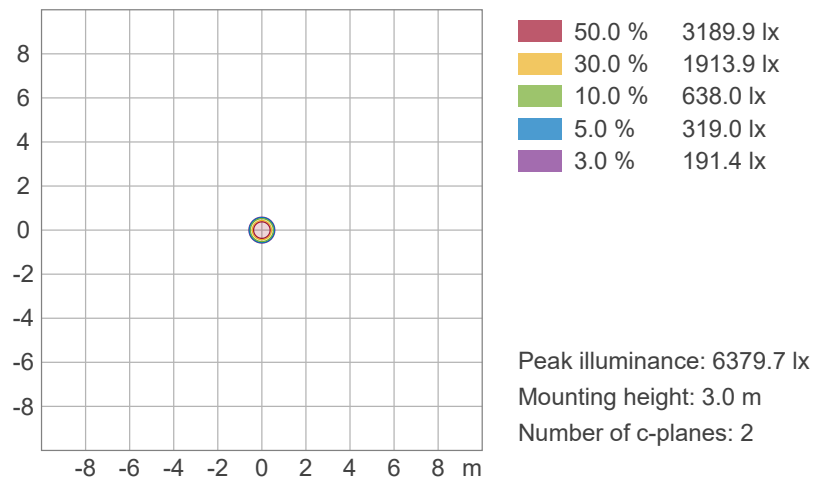


## ISO Diagrams

### ISO Candela Diagram



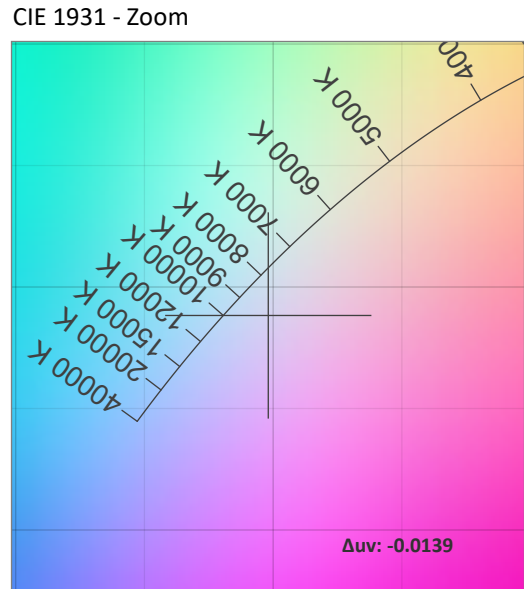
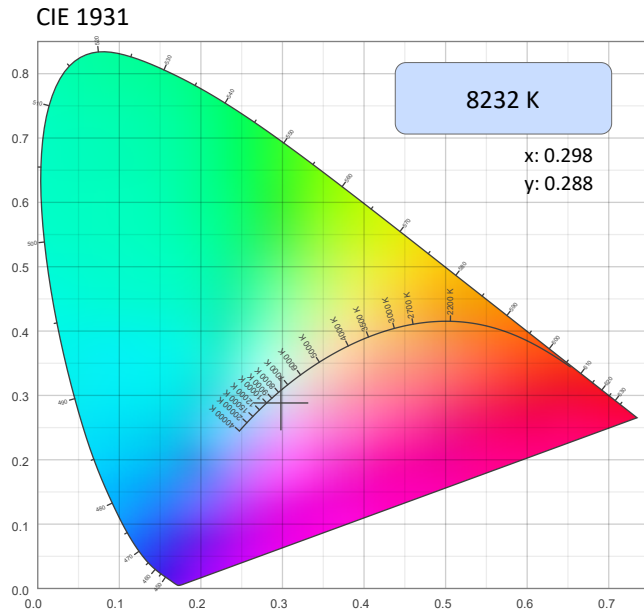
### ISO Lux Diagram



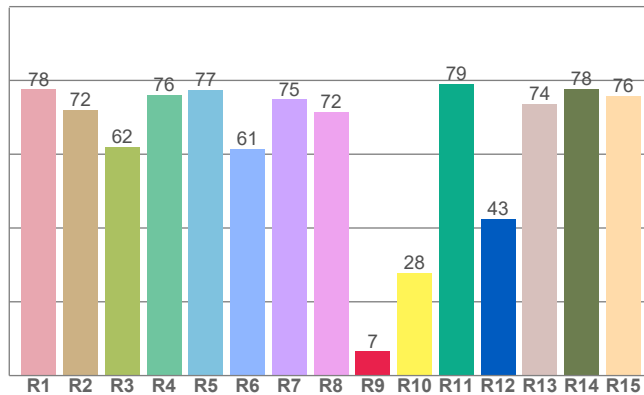
# Photometric & Chromaticity Report

Maverick Force 2 Beam Wash: 50% Zoom - White - Cali Off - Auto

## Chromaticity



CRI: 71.6 (R1-R8)

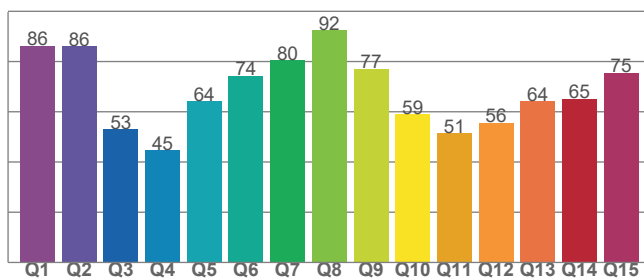


Color Parameters

Color Temperature	Color Coordinate CIE 1931	Color Coordinate CIE 1931
CCT	x	y
8232 K	0.298	0.288

Color Deviation from Black Body Curve	Color Coordinate CIE 1964	Color Coordinate CIE 1964
$\Delta uv$	y	u
-0.0139	0.288	0.203

CQS: 65.7



Color Rendering Index	Red Component	Color Quality Scale
CRI	CRI - R9	CQS
71.6	6.5	65.7

Television Lighting Consistency Index	Color Fidelity	Color Gamut
TLCI	TM30 - Rf	TM30 Rg
43	65.9	97.9

# Photometric & Chromaticity Report

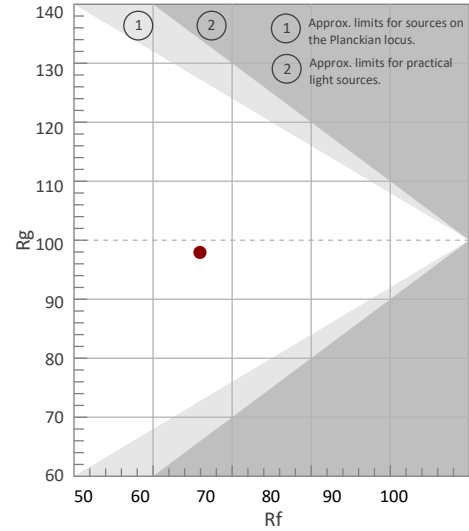
Maverick Force 2 Beam Wash: 50% Zoom - White - Cali Off - Auto

## TM-30 Details

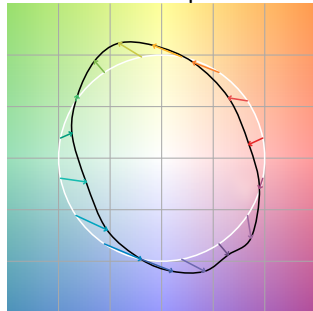
**Rf 65.9**  
Fidelity Index (Rg)

**Rg 97.9**  
Gammut Index (Rg)

Hue Bin	R <sub>f</sub>	Graphic shifts (%)	
		Chroma	Hue
1	73	-14%	-4%
2	68	-14%	12%
3	58	-6%	26%
4	52	6%	29%
5	61	17%	19%
6	78	15%	2%
7	91	2%	-5%
8	79	-10%	-7%
9	74	-24%	8%
10	54	-17%	28%
11	24	-7%	38%
12	57	6%	32%
13	69	16%	20%
14	76	14%	2%
15	75	15%	-16%
16	82	-1%	-10%



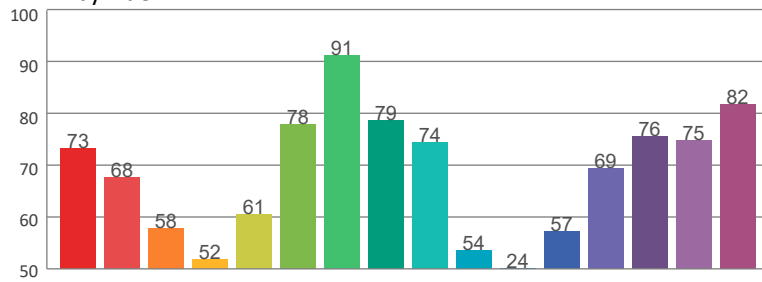
Color Vector Graphic



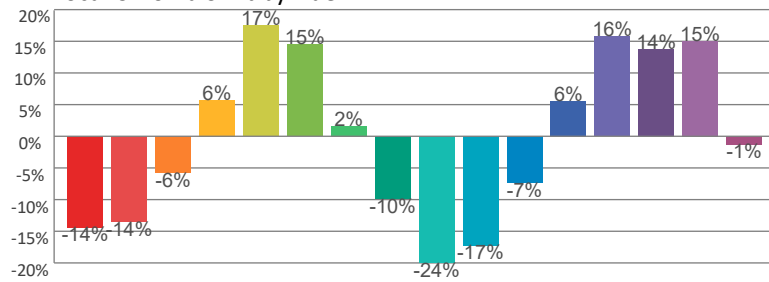
Color Distortion Graphic



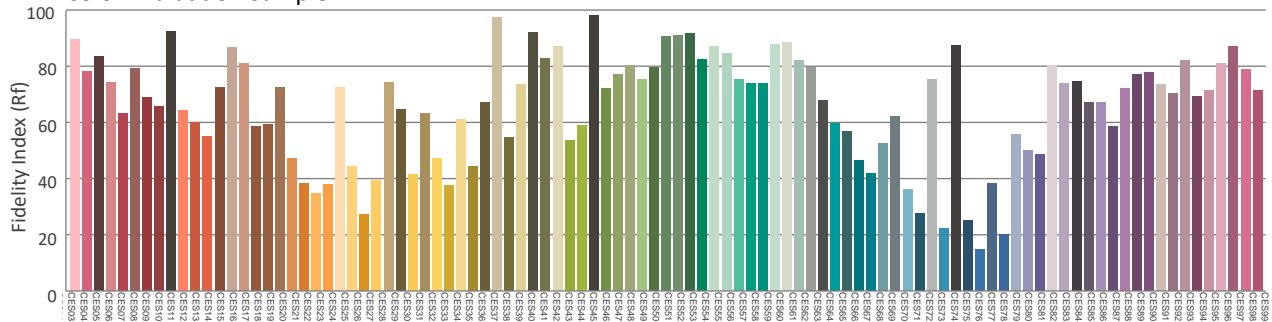
R<sub>f</sub> by Hue



Local Chroma Shift by Hue



Color Evaluation Sample





# Photometric & Chromaticity Report

Maverick Force 2 Beam Wash: 50% Zoom - White - Cali Off - ECO

## Report Summary

### Measurements

Fixture Output: 3259 lm  
Fixture Peak: 57381 cd  
Fixture Efficacy: 16 lm/W  
Intensity @ 5m: 2295 lux  
Color Temperature: 8271 K  
CRI: 71.6    CRI R9 Value: 6.7  
CQS: 65.7  
TLCI: 43  
TM-30 Rf: 65.9  
TM-30 Rg: 97.9  
Beam Angle (50%): 14.5°  
Field Angle (10%): 19.6°  
Cutoff Angle (3%): 22°

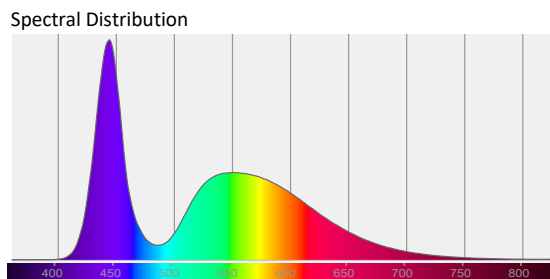
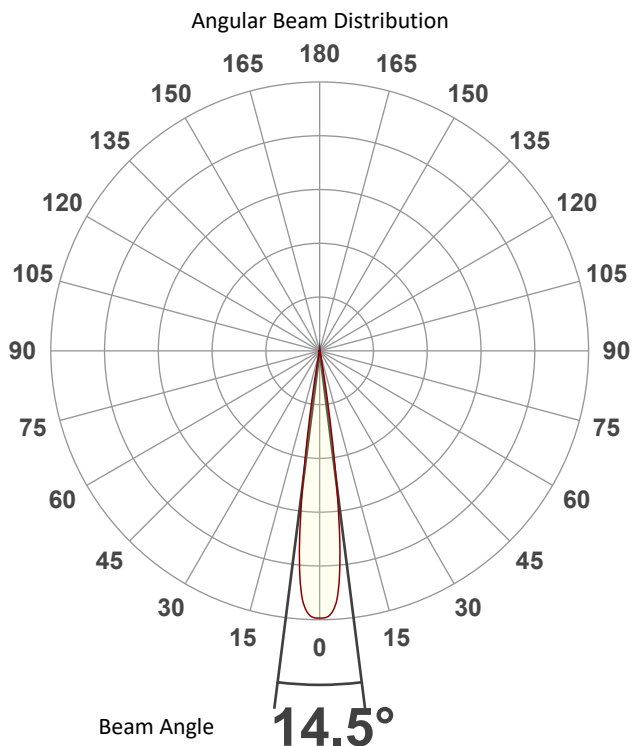


### Conditions

AC Supply: 118 V, 60 Hz  
Power: 204.9 W  
Current: 1.74 A  
Power Factor: 0.99

This data sheet conforms to American National Standard E1.9 – 2007 (R2017). All data was measured and calculated by a Viso Systems LabSpion Goniometer at the Chauvet PD Optics Laboratory in Sunrise, FL on 4/13/2023 to LM-63-2002 Standards.


## Overall Measurement



Tested Color (CIE 1931):

X: 0.298

Y: 0.288



Light Quality

CRI: 71.6

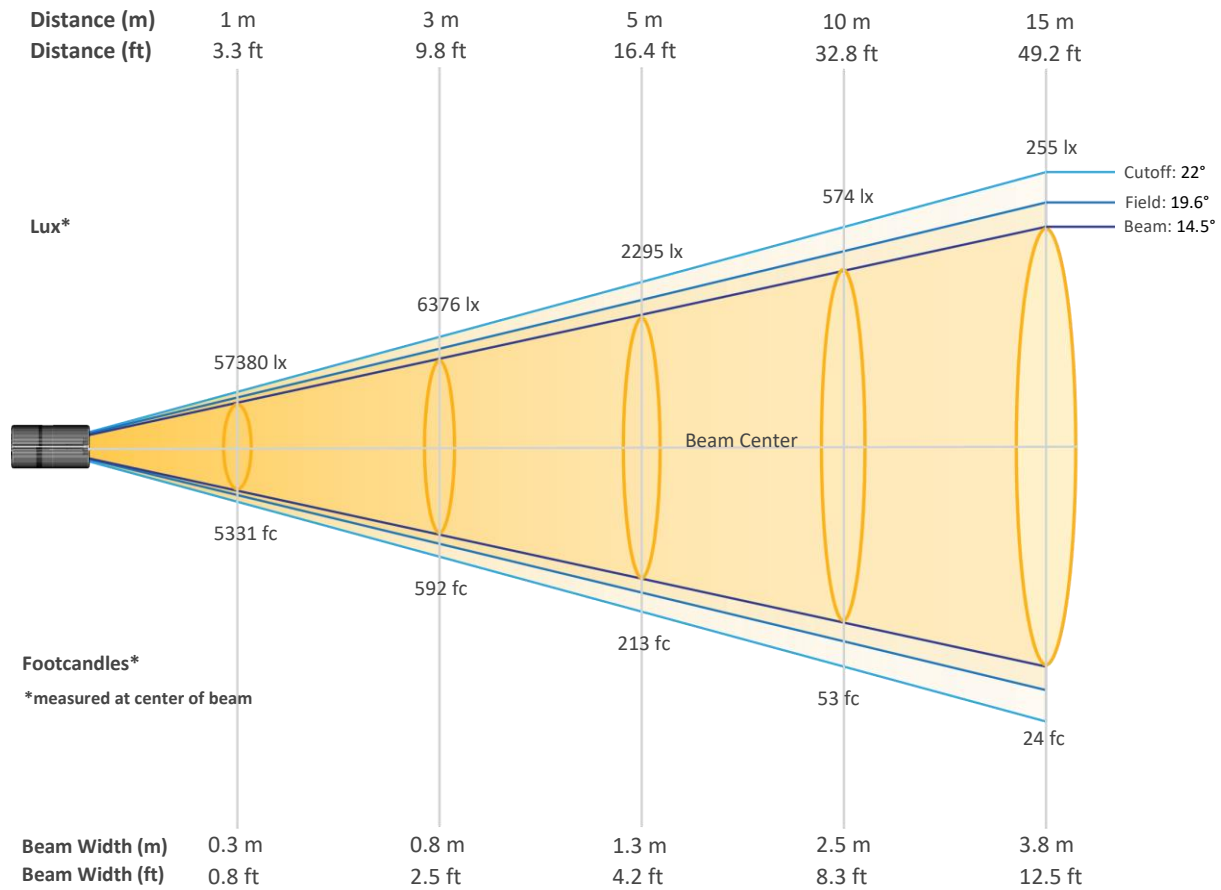
Color Temperature

8271 K

# Photometric & Chromaticity Report

Maverick Force 2 Beam Wash: 50% Zoom - White - Cali Off - ECO

## Beam Details

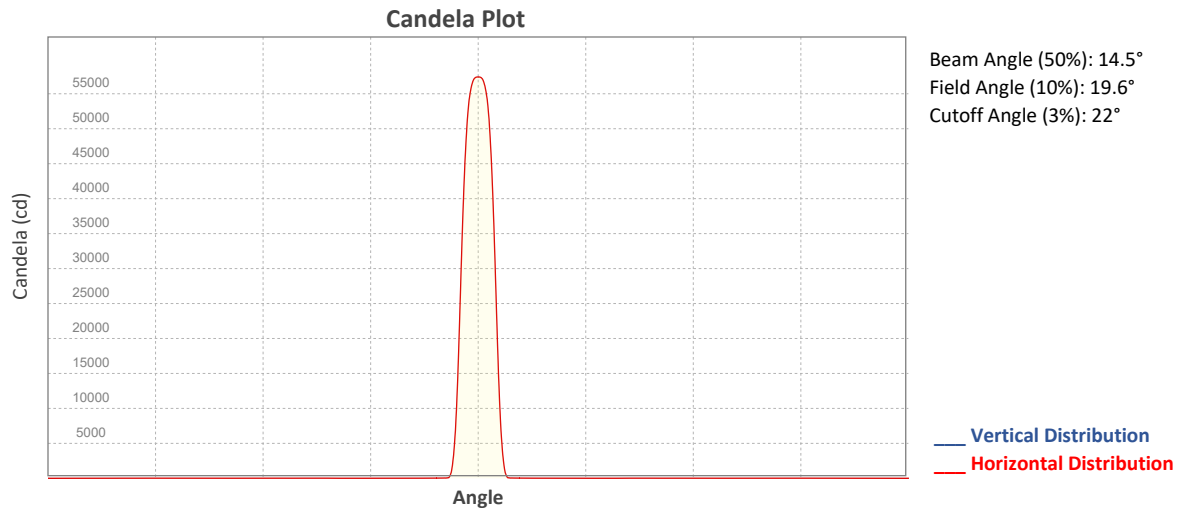


### Beam Intensities from 1-20m (3.3-65.6ft)

Distance	1m	2m	3m	4m	5m	6m	7m	8m	9m	10m
Lux	57380	14345	6376	3586	2295	1594	1171	897	708	574
Distance	11m	12m	13m	14m	15m	16m	17m	18m	19m	20m
Lux	474	398	340	293	255	224	199	177	159	143
Distance	3.3ft	6.6ft	9.8ft	13.1ft	16.4ft	19.7ft	23ft	26.2ft	29.5ft	32.8ft
FC	5331	1333	592	333	213	148	109	83	66	53
Distance	36.1ft	39.4ft	42.7ft	45.9ft	49.2ft	52.5ft	55.8ft	59.1ft	62.3ft	65.6ft
FC	44	37	32	27	24	21	18	16	15	13

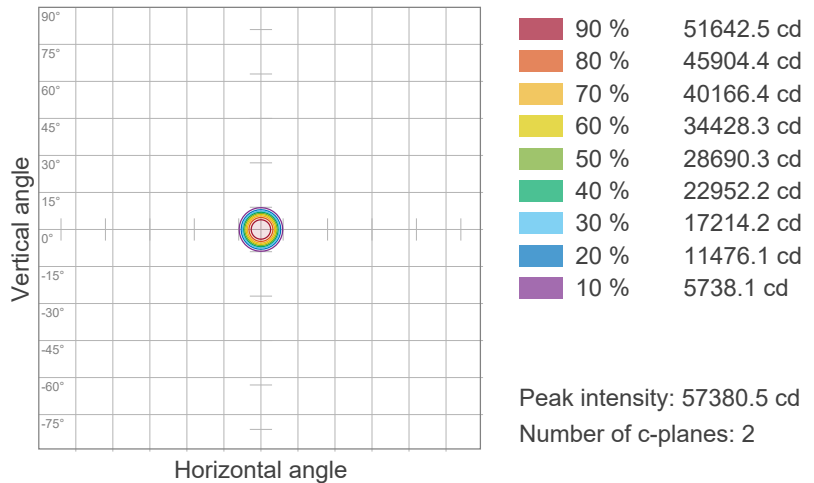
# Photometric & Chromaticity Report

Maverick Force 2 Beam Wash: 50% Zoom - White - Cali Off - ECO

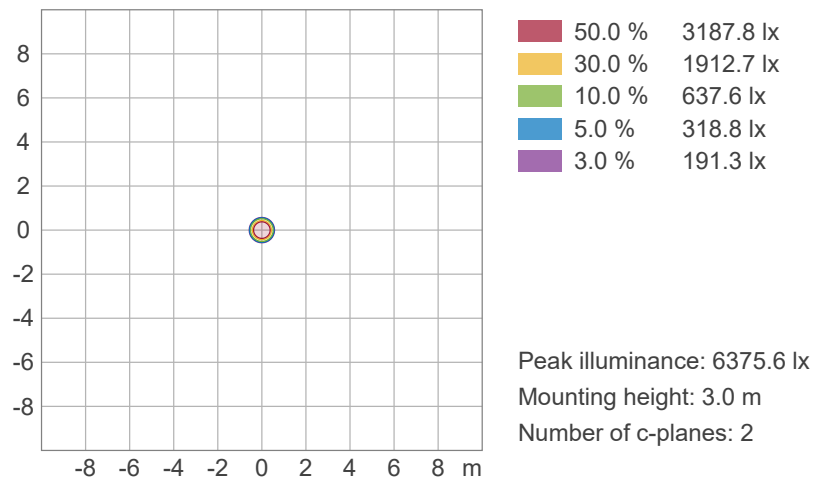


## ISO Diagrams

### ISO Candela Diagram



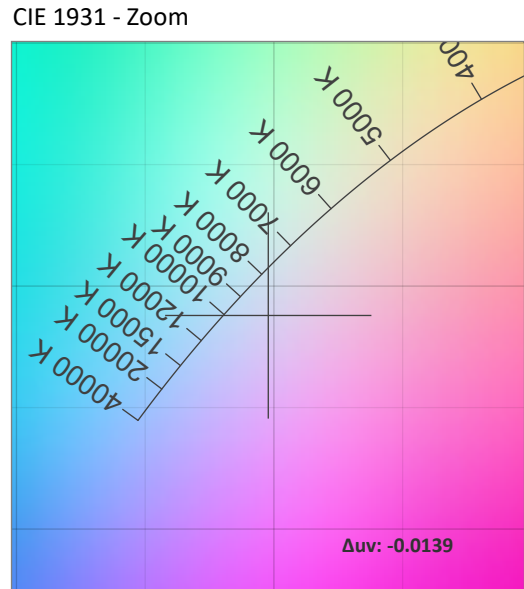
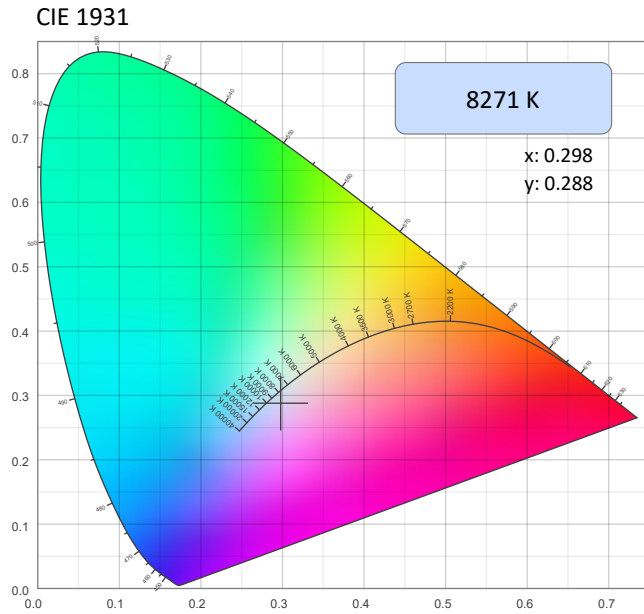
### ISO Lux Diagram



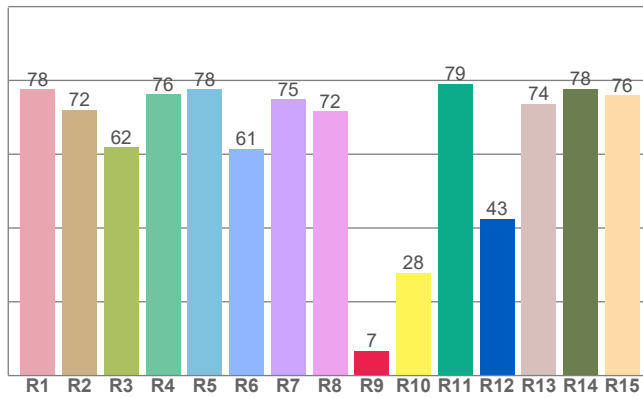
# Photometric & Chromaticity Report

Maverick Force 2 Beam Wash: 50% Zoom - White - Cali Off - ECO

## Chromaticity



CRI: 71.6 (R1-R8)

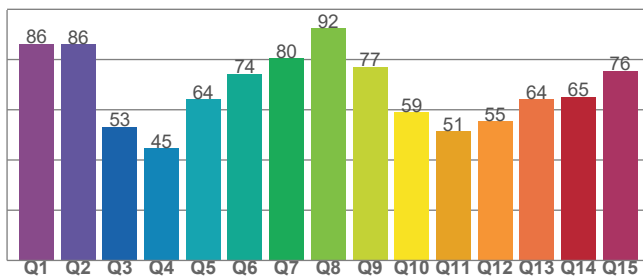


Color Parameters

Color Temperature	Color Coordinate CIE 1931	Color Coordinate CIE 1931
CCT	x	y
8271 K	0.298	0.288

Color Deviation from Black Body Curve	Color Coordinate CIE 1964	Color Coordinate CIE 1964
$\Delta uv$	y	u
-0.0139	0.288	0.203

CQS: 65.7



Color Rendering Index	Red Component	Color Quality Scale
CRI	CRI - R9	CQS
71.6	6.7	65.7

Television Lighting Consistency Index	Color Fidelity	Color Gamut
TLCI	TM30 - Rf	TM30 Rg
43	65.9	97.9

# Photometric & Chromaticity Report

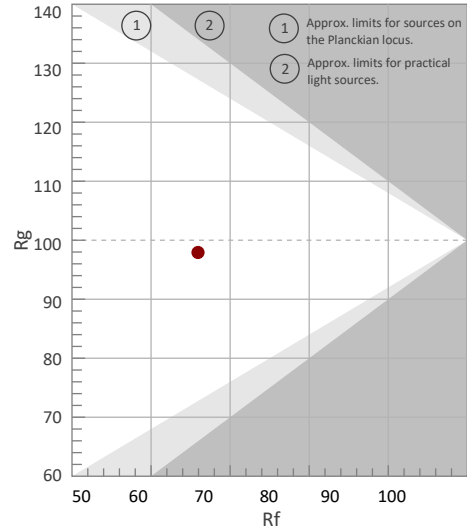
Maverick Force 2 Beam Wash: 50% Zoom - White - Cali Off - ECO

## TM-30 Details

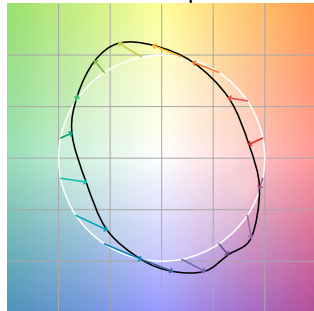
**Rf 65.9**  
Fidelity Index (Rg)

**Rg 97.9**  
Gammut Index (Rg)

Hue Bin	R <sub>f</sub>	Graphic shifts (%)	
		Chroma	Hue
1	73	-14%	-3%
2	68	-13%	13%
3	58	-6%	26%
4	52	6%	29%
5	61	17%	19%
6	78	14%	2%
7	91	2%	-5%
8	79	-10%	-7%
9	74	-24%	8%
10	54	-17%	28%
11	24	-7%	38%
12	57	6%	32%
13	69	16%	20%
14	76	14%	2%
15	75	15%	-16%
16	82	-1%	-10%



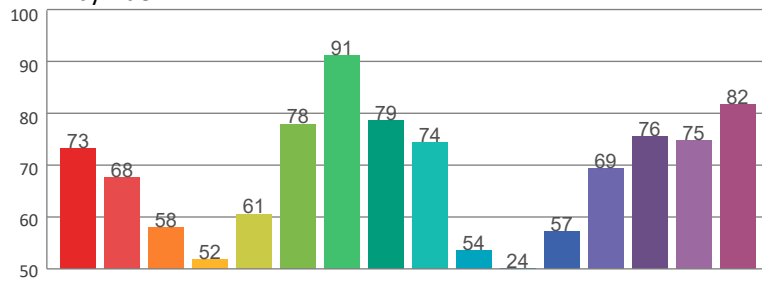
Color Vector Graphic



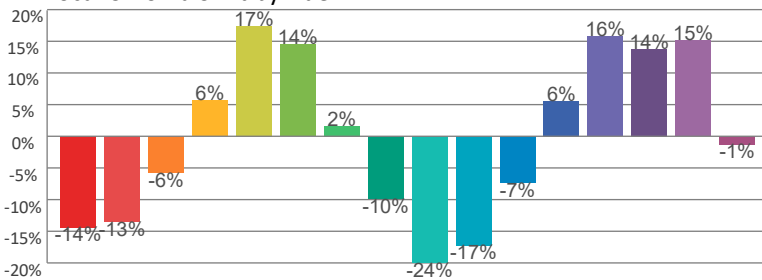
Color Distortion Graphic



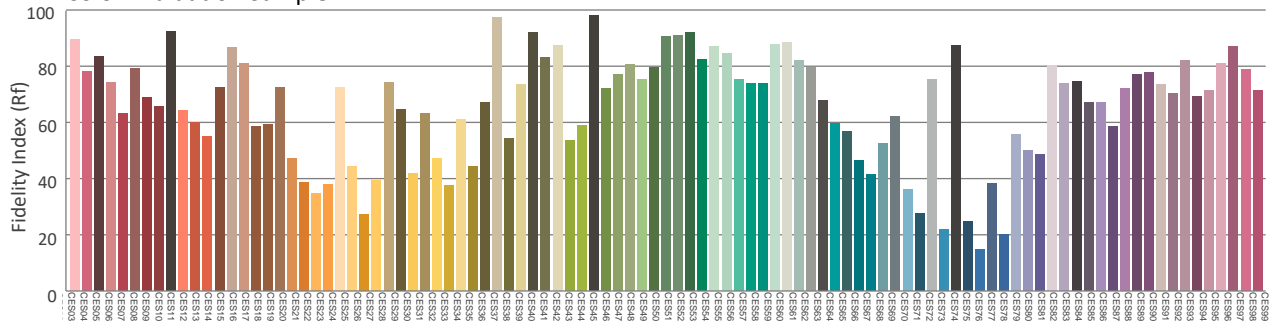
Rf by Hue



Local Chroma Shift by Hue



Color Evaluation Sample



# Photometric & Chromaticity Report

Maverick Force 2 Beam Wash: 50% Zoom - White - Cali Off - TV25

## Report Summary

### Measurements

Fixture Output: 1706 lm  
Fixture Peak: 29801 cd  
Fixture Efficacy: 10 lm/W  
Intensity @ 5m: 1192 lux  
Color Temperature: 8095 K  
CRI: 70.2    CRI R9 Value: 2.8  
CQS: 65.3  
TLCI: 42  
TM-30 Rf: 64.5  
TM-30 Rg: 98.2  
Beam Angle (50%): 14.4°  
Field Angle (10%): 19.6°  
Cutoff Angle (3%): 22.2°

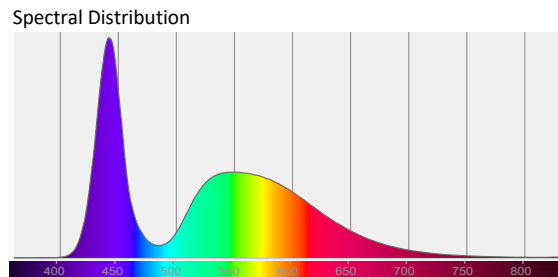
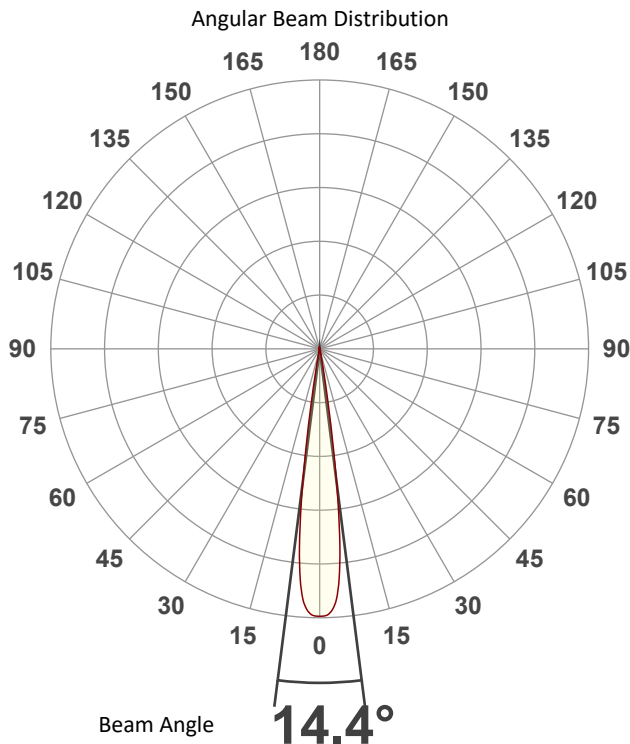


### Conditions

AC Supply: 119 V, 60 Hz  
Power: 177.15 W  
Current: 1.49 A  
Power Factor: 0.99

This data sheet conforms to American National Standard E1.9 – 2007 (R2017). All data was measured and calculated by a Viso Systems LabSpion Goniometer at the Chauvet PD Optics Laboratory in Sunrise, FL on 4/13/2023 to LM-63-2002 Standards.


## Overall Measurement



Tested Color (CIE 1931):

X: 0.299

Y: 0.290



Light Quality

CRI: 70.2

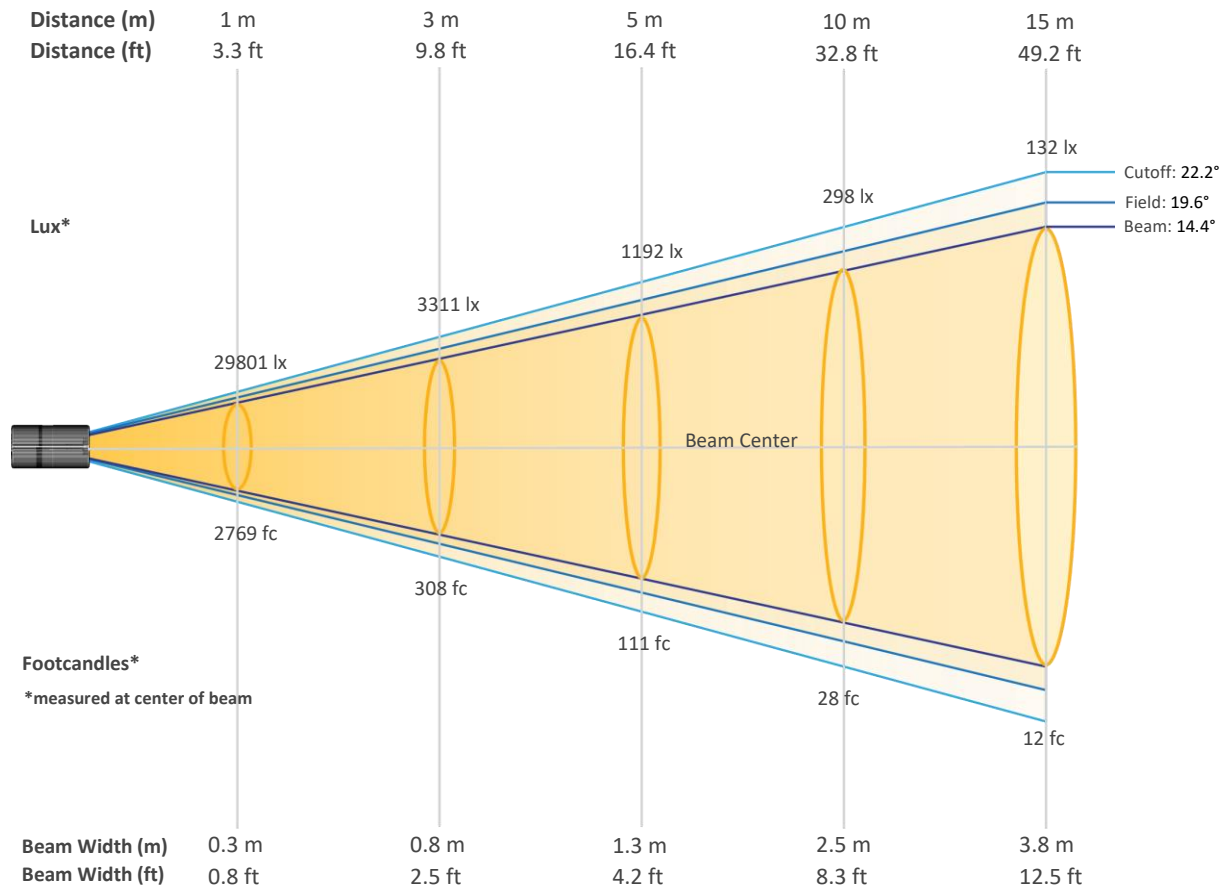
Color Temperature

8095 K

# Photometric & Chromaticity Report

Maverick Force 2 Beam Wash: 50% Zoom - White - Cali Off - TV25

## Beam Details

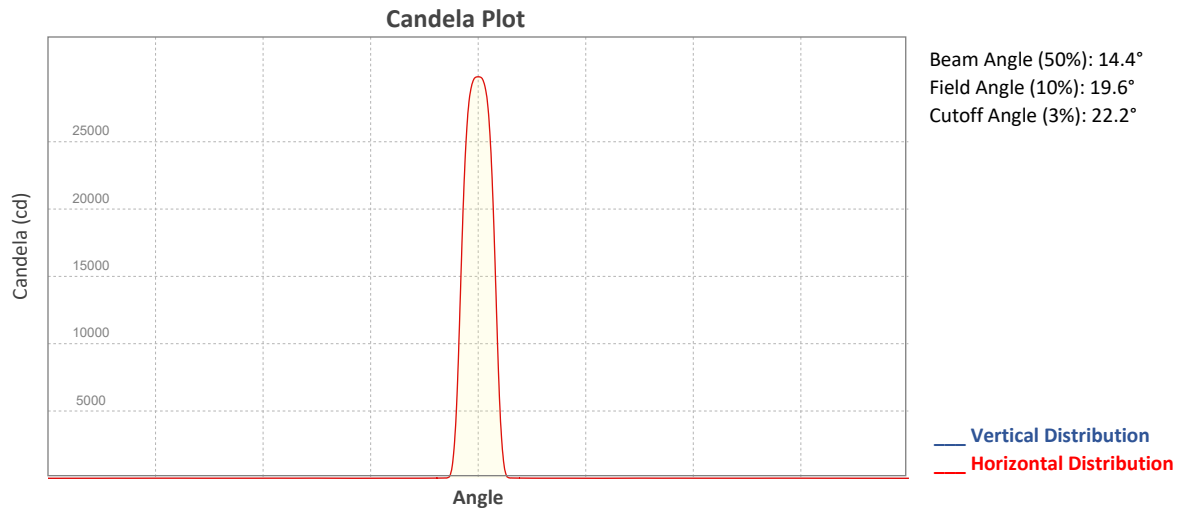


### Beam Intensities from 1-20m (3.3-65.6ft)

Distance	1m	2m	3m	4m	5m	6m	7m	8m	9m	10m
Lux	29801	7450	3311	1863	1192	828	608	466	368	298
Distance	11m	12m	13m	14m	15m	16m	17m	18m	19m	20m
Lux	246	207	176	152	132	116	103	92	83	75
Distance	3.3ft	6.6ft	9.8ft	13.1ft	16.4ft	19.7ft	23ft	26.2ft	29.5ft	32.8ft
FC	2769	692	308	173	111	77	57	43	34	28
Distance	36.1ft	39.4ft	42.7ft	45.9ft	49.2ft	52.5ft	55.8ft	59.1ft	62.3ft	65.6ft
FC	23	19	16	14	12	11	10	9	8	7

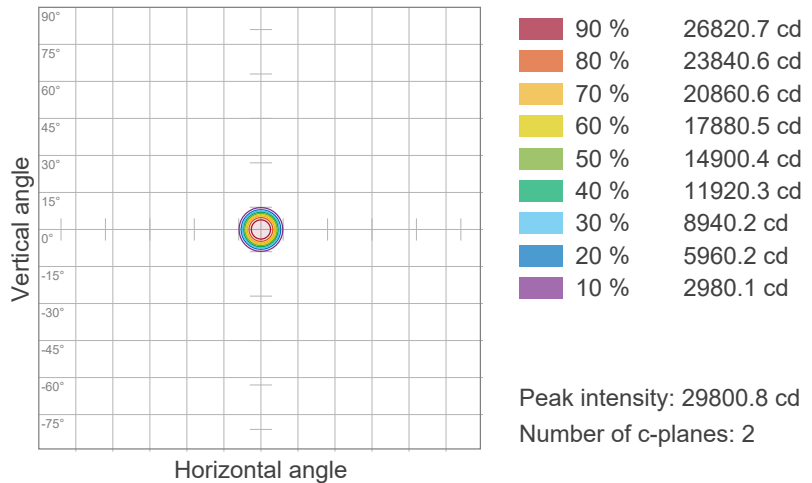
# Photometric & Chromaticity Report

Maverick Force 2 Beam Wash: 50% Zoom - White - Cali Off - TV25

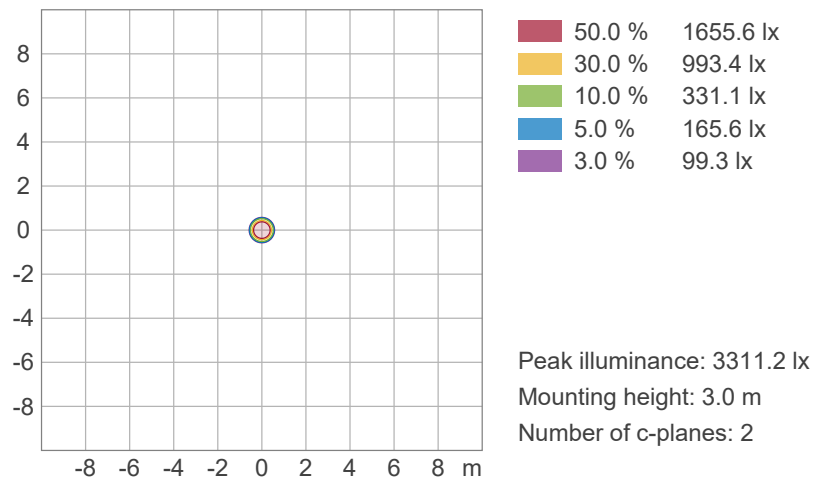


## ISO Diagrams

### ISO Candela Diagram



### ISO Lux Diagram

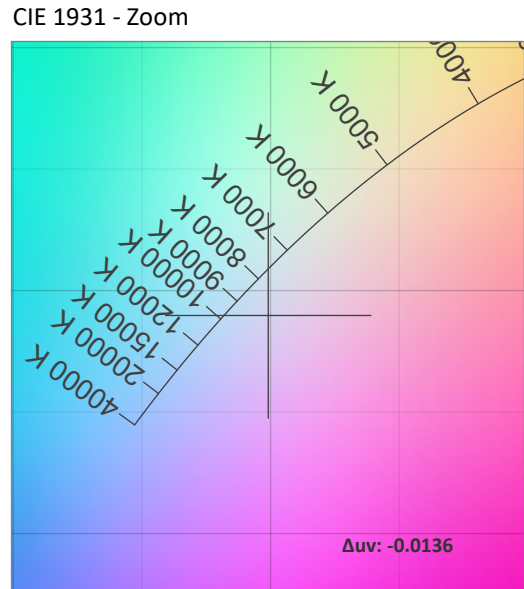
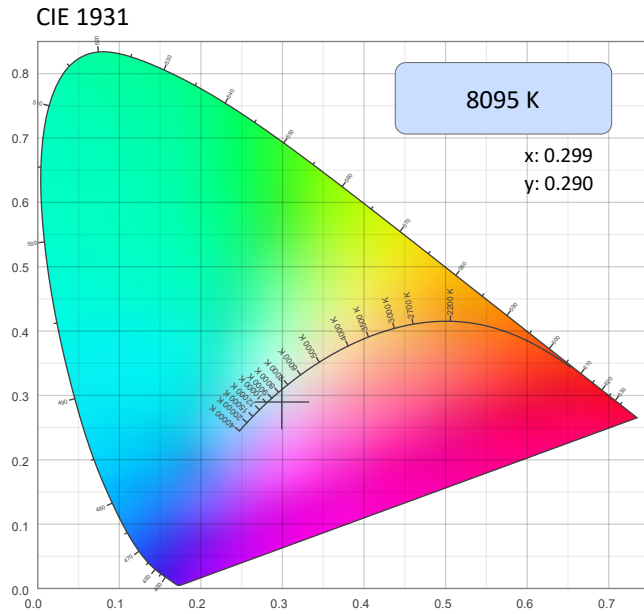




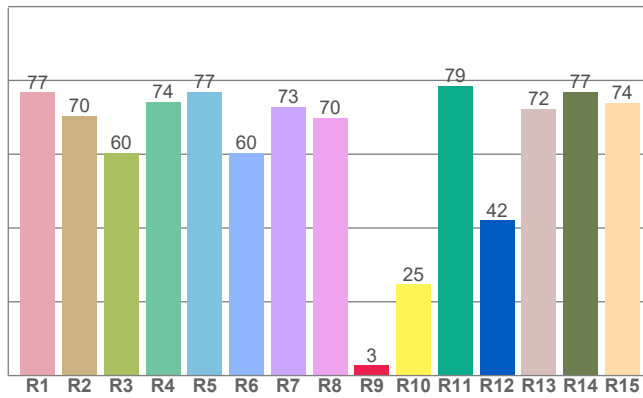
# Photometric & Chromaticity Report

Maverick Force 2 Beam Wash: 50% Zoom - White - Cali Off - TV25

## Chromaticity



CRI: 70.2 (R1-R8)

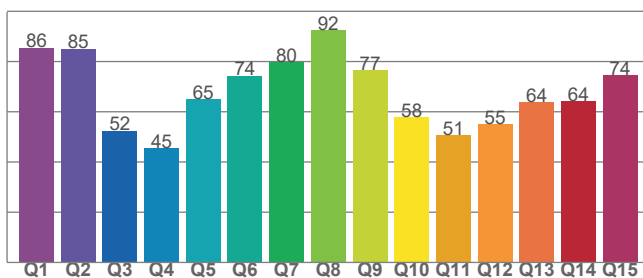


Color Parameters

Color Temperature	Color Coordinate CIE 1931	Color Coordinate CIE 1931
CCT	x	y
8095 K	0.299	0.290

Color Deviation from Black Body Curve	Color Coordinate CIE 1964	Color Coordinate CIE 1964
Δuv	y	u
-0.0136	0.290	0.204

CQS: 65.3



Color Rendering Index	Red Component	Color Quality Scale
CRI	CRI - R9	CQS
70.2	2.8	65.3

Television Lighting Consistency Index	Color Fidelity	Color Gamut
TLCI	TM30 - Rf	TM30 Rg
42	64.5	98.2

# Photometric & Chromaticity Report

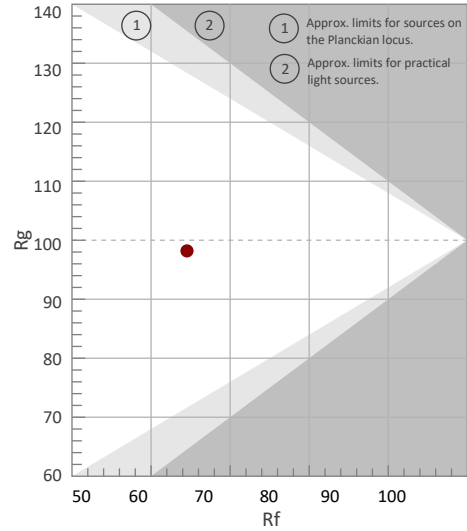
Maverick Force 2 Beam Wash: 50% Zoom - White - Cali Off - TV25

## TM-30 Details

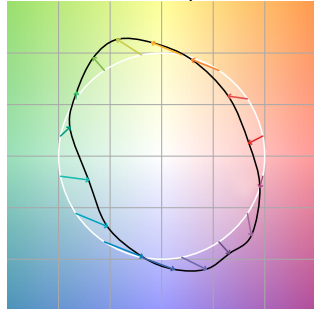
**Rf 64.5**  
Fidelity Index  
(Rg)

**Rg 98.2**  
Gammut Index (Rg)


Hue Bin	R <sub>f</sub>	Graphic shifts (%)	
		Chroma	Hue
1	73	-15%	-4%
2	67	-14%	13%
3	56	-6%	28%
4	50	6%	31%
5	57	20%	20%
6	76	16%	2%
7	90	3%	-6%
8	78	-7%	-10%
9	75	-26%	9%
10	54	-18%	27%
11	22	-9%	39%
12	55	5%	33%
13	68	16%	21%
14	74	15%	2%
15	75	15%	-16%
16	80	-1%	-11%



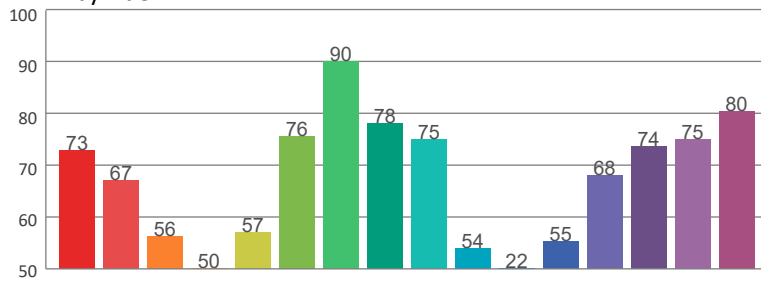
Color Vector Graphic



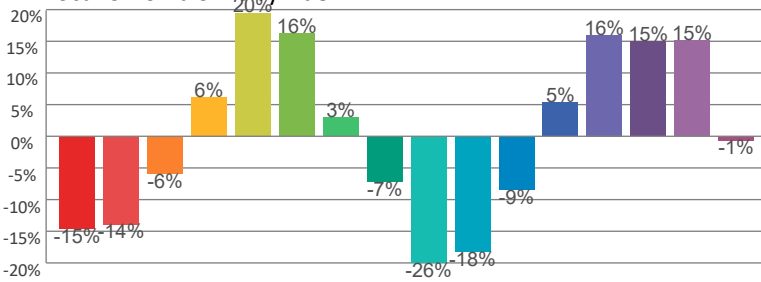
Color Distortion Graphic



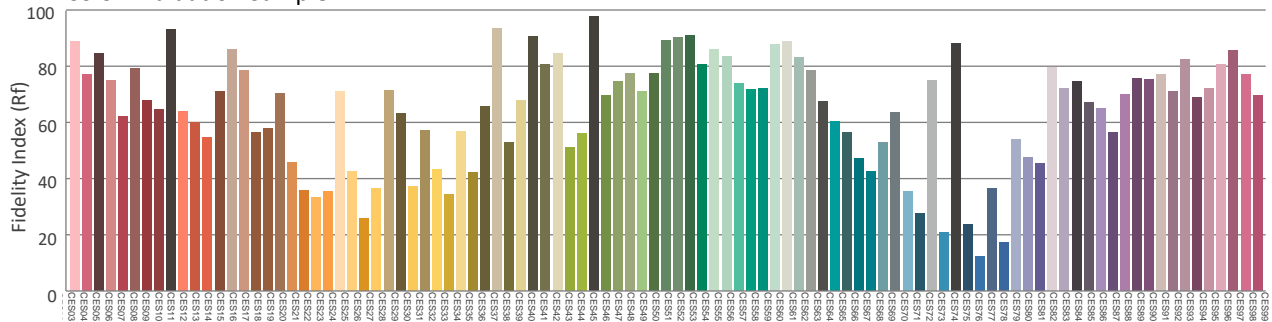
R<sub>f</sub> by Hue



Local Chroma Shift by Hue



Color Evaluation Sample



# Photometric & Chromaticity Report

Maverick Force 2 Beam Wash: 50% Zoom - White - Cali Off - TV35

## Report Summary

### Measurements

Fixture Output: 1323 lm  
Fixture Peak: 23420 cd  
Fixture Efficacy: 7 lm/W  
Intensity @ 5m: 937 lux  
Color Temperature: 8068 K  
CRI: 70.1    CRI R9 Value: 2.2  
CQS: 65.3  
TLCI: 42  
TM-30 Rf: 64.5  
TM-30 Rg: 98.2  
Beam Angle (50%): 14.4°  
Field Angle (10%): 19.6°  
Cutoff Angle (3%): 22.1°

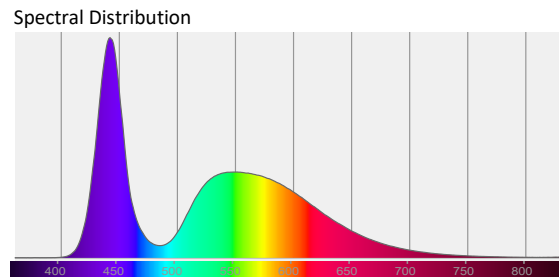
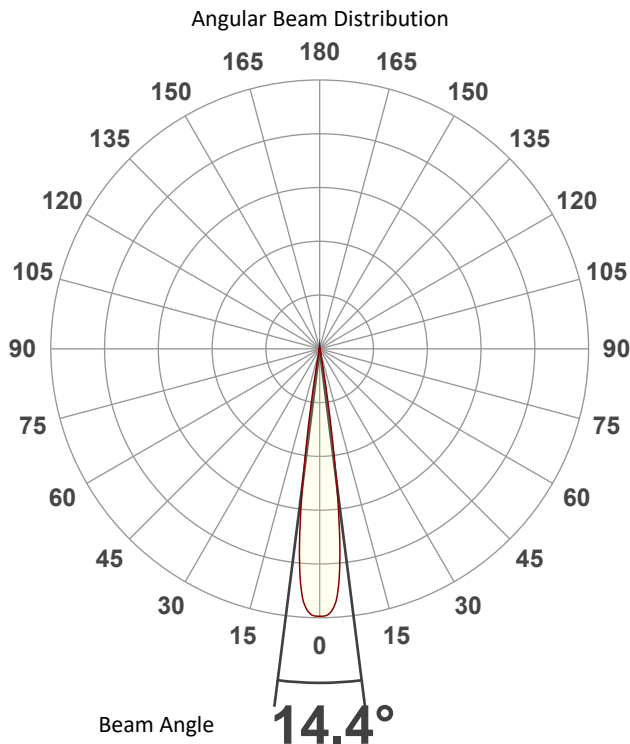
### Conditions

AC Supply: 119 V, 60 Hz  
Power: 178.24 W  
Current: 1.50 A  
Power Factor: 0.99



This data sheet conforms to American National Standard E1.9 – 2007 (R2017). All data was measured and calculated by a Viso Systems LabSpion Goniometer at the Chauvet PD Optics Laboratory in Sunrise, FL on 4/13/2023 to LM-63-2002 Standards.

## Overall Measurement



Tested Color (CIE 1931):

X: 0.299

Y: 0.290



Light Quality

CRI: 70.1

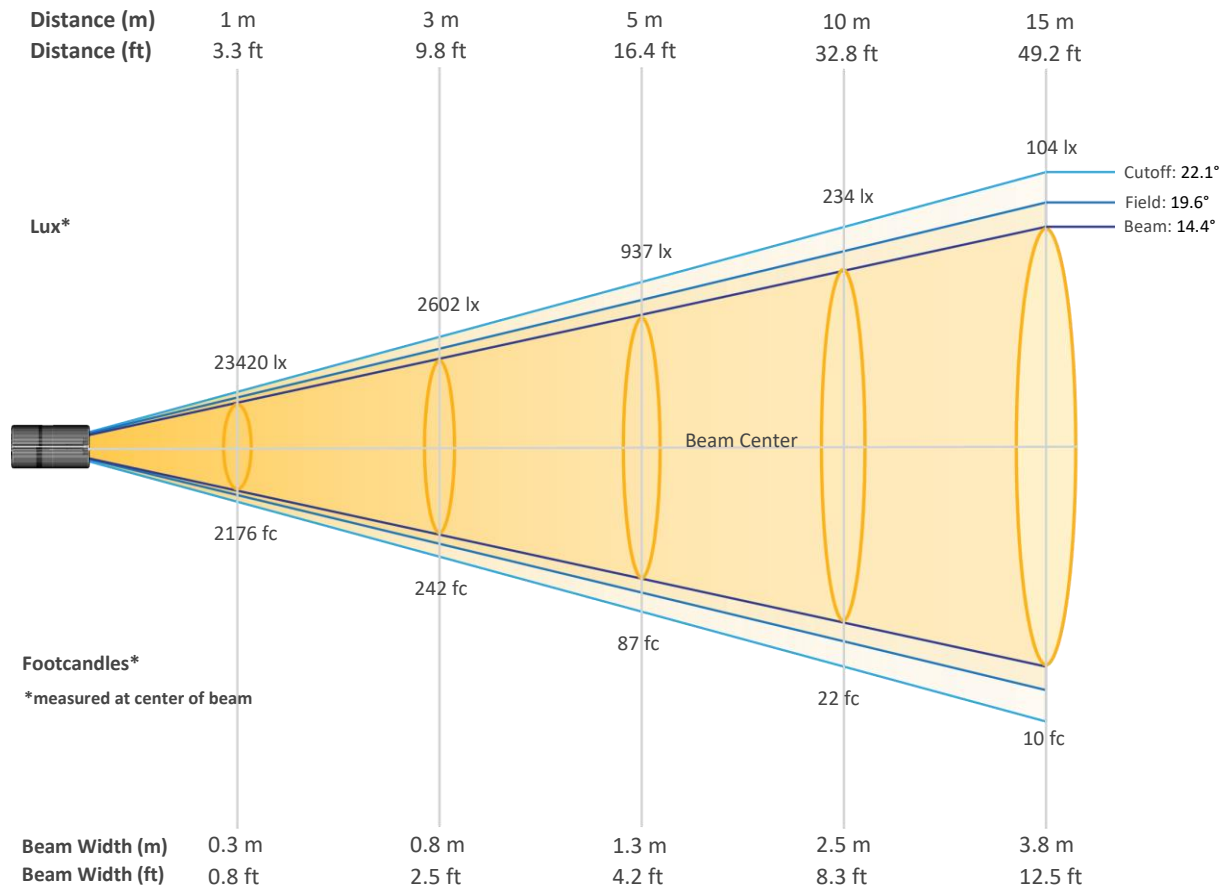
Color Temperature

8068 K

# Photometric & Chromaticity Report

Maverick Force 2 Beam Wash: 50% Zoom - White - Cali Off - TV35

## Beam Details

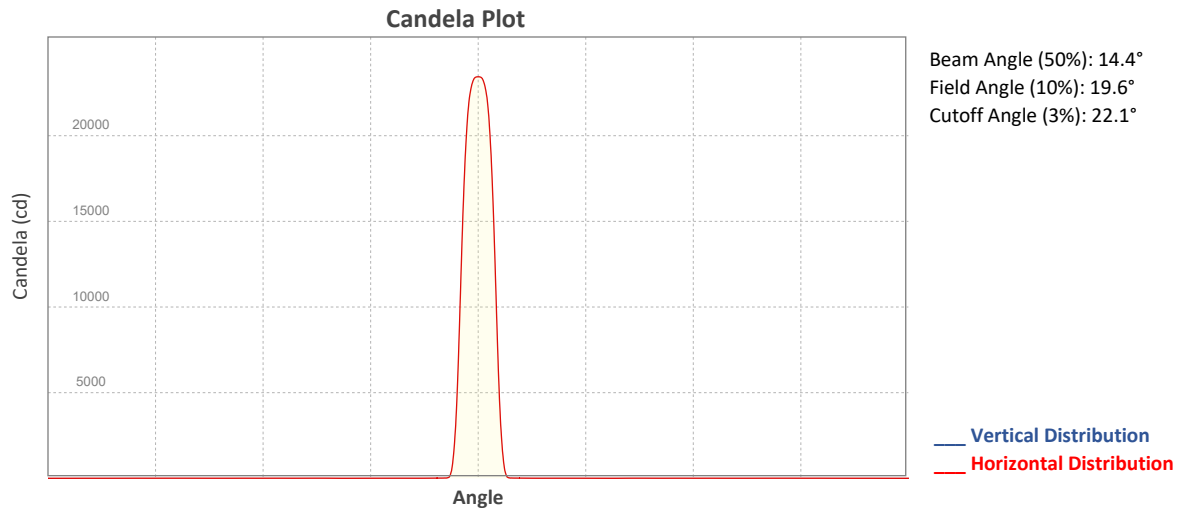


### Beam Intensities from 1-20m (3.3-65.6ft)

Distance	1m	2m	3m	4m	5m	6m	7m	8m	9m	10m
Lux	23420	5855	2602	1464	937	651	478	366	289	234
Distance	11m	12m	13m	14m	15m	16m	17m	18m	19m	20m
Lux	194	163	139	119	104	91	81	72	65	59
Distance	3.3ft	6.6ft	9.8ft	13.1ft	16.4ft	19.7ft	23ft	26.2ft	29.5ft	32.8ft
FC	2176	544	242	136	87	60	44	34	27	22
Distance	36.1ft	39.4ft	42.7ft	45.9ft	49.2ft	52.5ft	55.8ft	59.1ft	62.3ft	65.6ft
FC	18	15	13	11	10	8	8	7	6	5

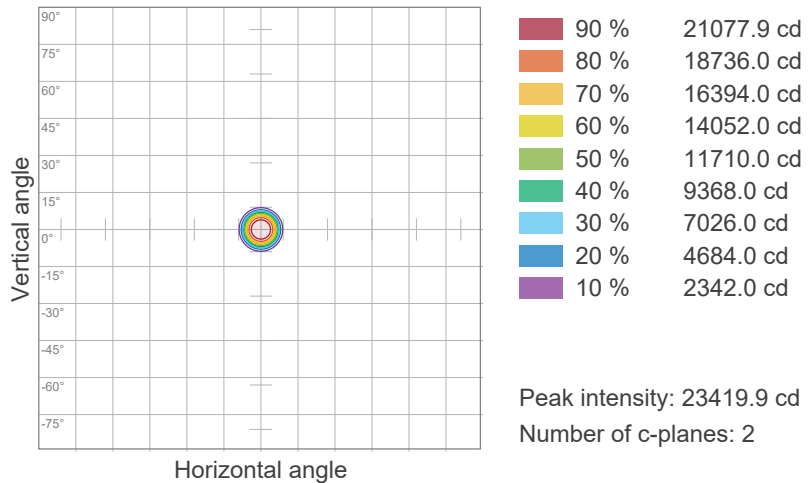
# Photometric & Chromaticity Report

Maverick Force 2 Beam Wash: 50% Zoom - White - Cali Off - TV35

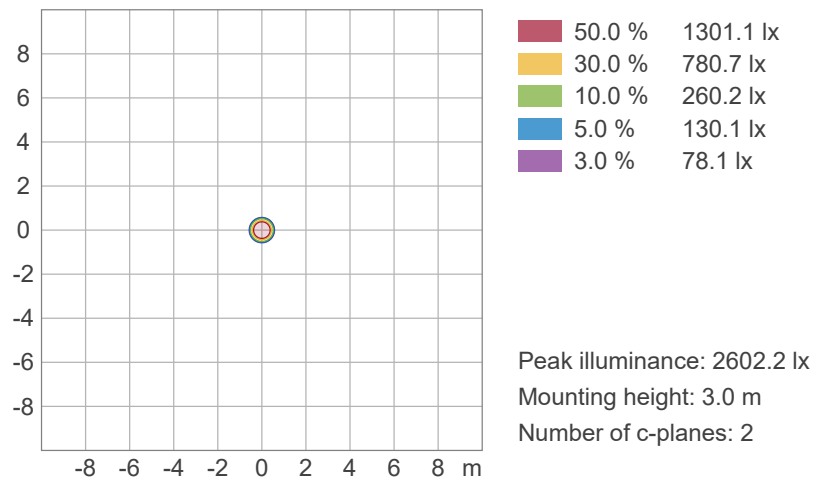


## ISO Diagrams

### ISO Candela Diagram



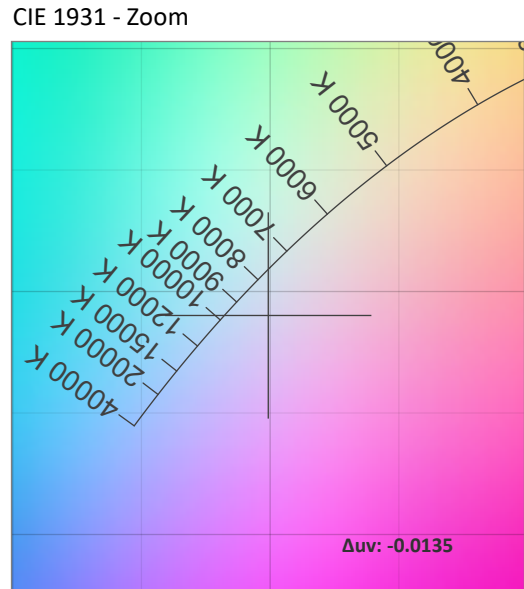
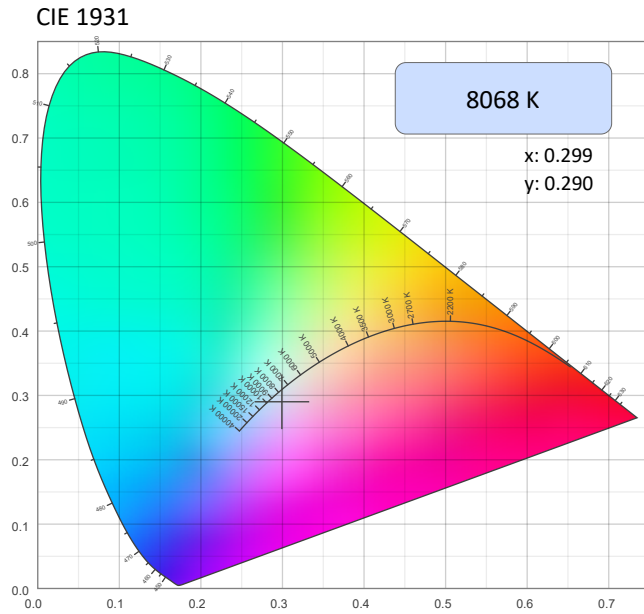
### ISO Lux Diagram



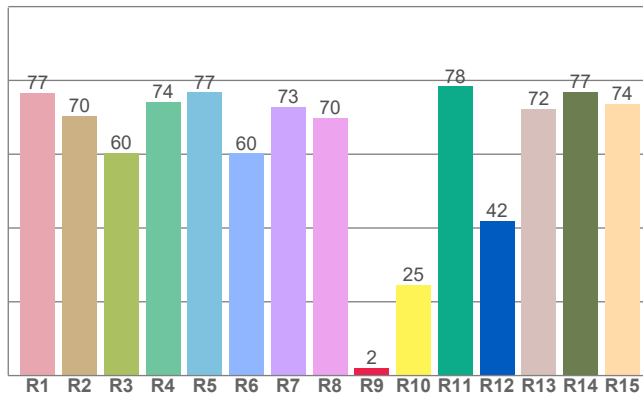
# Photometric & Chromaticity Report

Maverick Force 2 Beam Wash: 50% Zoom - White - Cali Off - TV35

## Chromaticity



CRI: 70.1 (R1-R8)

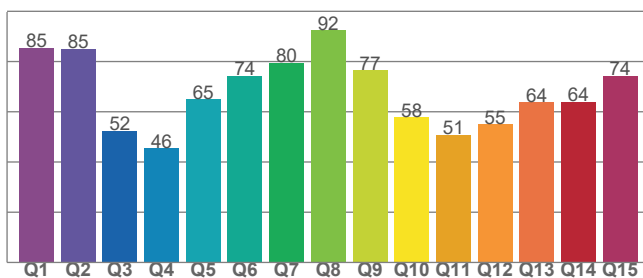


Color Parameters

Color Temperature	Color Coordinate CIE 1931	Color Coordinate CIE 1931
CCT	x	y
8068 K	0.299	0.290

Color Deviation from Black Body Curve	Color Coordinate CIE 1964	Color Coordinate CIE 1964
Δuv	y	u
-0.0135	0.290	0.203

CQS: 65.3



Color Rendering Index	Red Component	Color Quality Scale
CRI	CRI - R9	CQS
70.1	2.2	65.3

Television Lighting Consistency Index	Color Fidelity	Color Gamut
TLCI	TM30 - Rf	TM30 Rg
42	64.5	98.2

# Photometric & Chromaticity Report

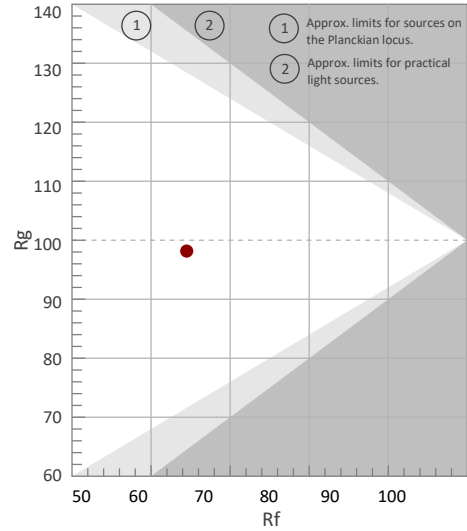
Maverick Force 2 Beam Wash: 50% Zoom - White - Cali Off - TV35

## TM-30 Details

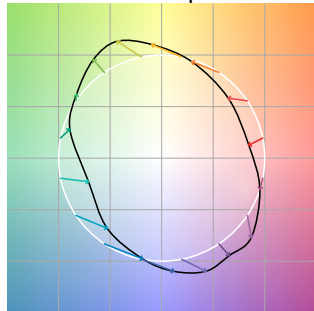
**Rf 64.5**  
Fidelity Index  
(Rg)

**Rg 98.2**  
Gammut Index (Rg)

Hue Bin	R <sub>f</sub>	Graphic shifts (%)	
		Chroma	Hue
1	73	-15%	-4%
2	67	-14%	12%
3	56	-6%	28%
4	49	6%	31%
5	57	20%	20%
6	75	16%	2%
7	90	3%	-6%
8	78	-7%	-10%
9	75	-26%	9%
10	54	-18%	27%
11	22	-9%	39%
12	55	5%	33%
13	68	16%	21%
14	74	15%	2%
15	75	15%	-16%
16	80	-1%	-11%



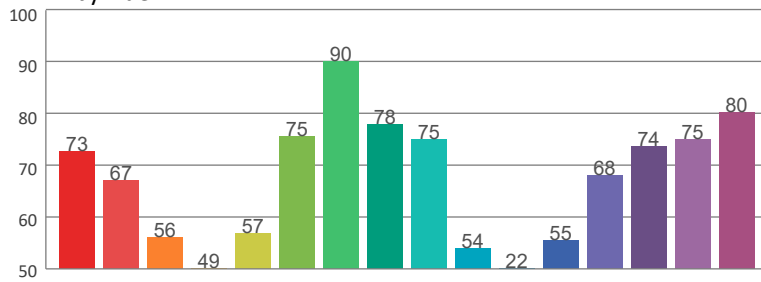
Color Vector Graphic



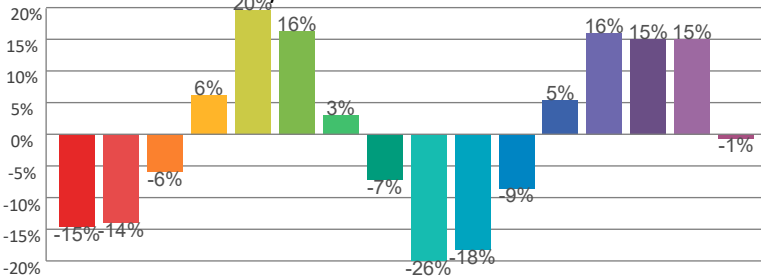
Color Distortion Graphic



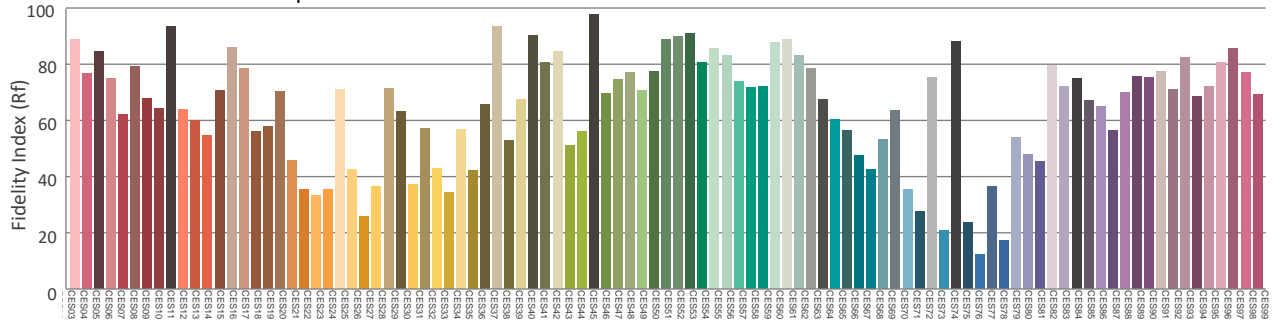
R<sub>f</sub> by Hue



Local Chroma Shift by Hue



Color Evaluation Sample



## Contact Us

General Information	Technical Support
<b>Chauvet World Headquarters</b>	
5200 NW 108 <sup>th</sup> Ave. Sunrise, FL 33351 Voice: (954) 577-4455 Fax: (954) 929-5560 Toll Free: (800) 762-1084	Voice: (844) 393-7575 Fax: (954) 756-8015 Email: <a href="mailto:chauvetcs@chauvetlighting.com">chauvetcs@chauvetlighting.com</a> Website: <a href="http://www.chauvetprofessional.com">www.chauvetprofessional.com</a>
<b>Chauvet Europe Ltd</b>	
Unit 1C Brookhill Road Industrial Estate Pinxton, Nottingham, UK NG16 6NT Voice: +44 (0) 1773 511115 Fax: +44 (0) 1773 511110	Email: <a href="mailto:UKtech@chauvetlighting.eu">UKtech@chauvetlighting.eu</a> Website: <a href="http://www.chauvetprofessional.eu">www.chauvetprofessional.eu</a>
<b>Chauvet Europe BVBA</b>	
Stokstraat 18 9770 Kruishoutem, Belgium Voice: +32 (9) 388 93 97	Email: <a href="mailto:BNLtech@chauvetlighting.eu">BNLtech@chauvetlighting.eu</a> Website: <a href="http://www.chauvetprofessional.eu">www.chauvetprofessional.eu</a>
<b>Chauvet France</b>	
3, Rue Ampère 91380 Chilly-Mazarin, France Voice: +33 1 78 85 33 59	Email: <a href="mailto:FRtech@chauvetlighting.fr">FRtech@chauvetlighting.fr</a> Website: <a href="http://www.chauvetprofessional.eu">www.chauvetprofessional.eu</a>
<b>Chauvet Germany</b>	
Bruno-Bürgel-Str. 11 28759 Bremen, Germany Voice: +49 421 62 60 20	Email: <a href="mailto:DEtech@chauvetlighting.de">DEtech@chauvetlighting.de</a> Website: <a href="http://www.chauvetprofessional.eu">www.chauvetprofessional.eu</a>
<b>Chauvet Mexico</b>	
Av. de las Partidas 34 - 3B (Entrance by Calle 2) Zona Industrial Lerma Lerma, Edo. de México, CP 52000 Voice: +52 (728) 690-2010	Email: <a href="mailto:servicio@chauvetlighting.de">servicio@chauvetlighting.de</a> Website: <a href="http://www.chauvetprofessional.eu">www.chauvetprofessional.eu</a>

Visit the applicable website above to verify our contact information and instructions to request support. Outside the U.S., U.K., Ireland, Benelux, France, Germany, or Mexico, contact the dealer of the record.

